


COMPONENTES

COMPONENTS

COMPOSANTS





TARIFA / PRICE LIST / TARIF
AS0026

En Vincke ofrecemos una completa gama de componentes hidráulicos de alta calidad, diseñados para garantizar rendimiento, durabilidad y fiabilidad en todo tipo de aplicaciones industriales.

Selecciona entre bombas, motores, válvulas, bloques, intercambiadores, etc compatibles con los estándares más exigentes del mercado.

Nuestro equipo técnico te acompaña para que elijas la mejor solución según tus necesidades. Confía en Vincke. Confía en la hidráulica que funciona.

Vincke offers a complete range of high-quality hydraulic components designed to deliver performance, durability, and reliability across all types of industrial applications.

Choose from our pumps, motors, valves, manifolds, heat exchangers, and fittings, all built to meet the highest market standards.

Our technical team is here to help you find the right solution for your needs. Trust Vincke. Trust the hydraulics that work.

Composants hydrauliques

Vincke propose une gamme complète de composants hydrauliques de haute qualité, conçus pour offrir performance, durabilité et fiabilité dans tous types d'applications industrielles.

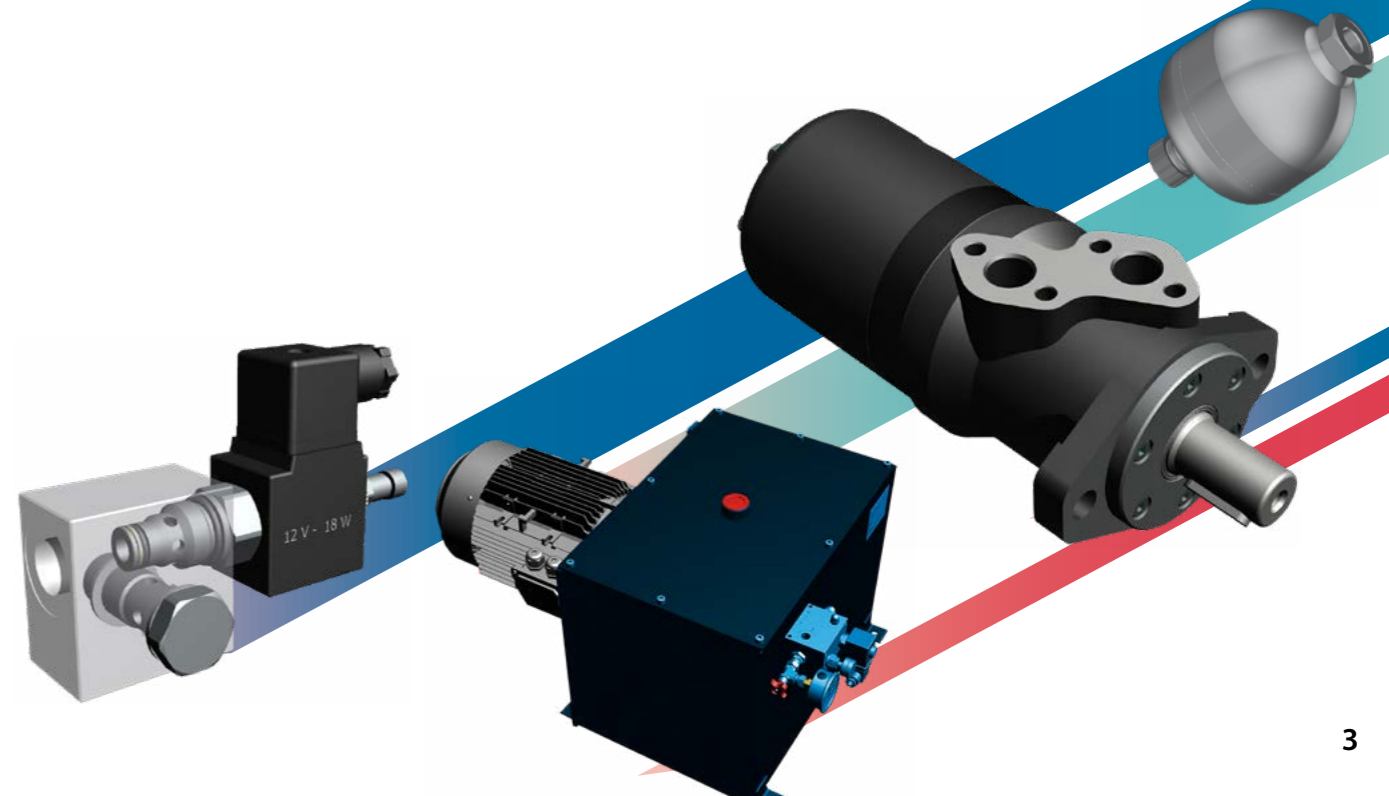
Découvrez nos pompes, moteurs, valves, blocs, échangeurs thermiques et raccords, conformes aux standards les plus exigeants du marché.

Notre équipe technique vous guide pour trouver la solution la plus adaptée.

Faites confiance à Vincke. Faites confiance à l'hydraulique qui fonctionne.

COMPONENTES HIDRÁULICOS

HYDRAULIC COMPONENTS
COMPOSANTS HYDRAULIQUES





01

COMPONENTES HIDRÁULICOS VINCKE
 HYDRAULIC COMPONENTS
 COMPOSANTS HYDRAULIQUES
PÁGINA 07

01

02

**BLOQUES, VALVULAS EN LÍNEA Y
 ACUMULADORES**
 MANIFOLDS, IN-LINE VALVES AND ACUMULATORS
 BLOCS, VALVES EN LIGNE ET ACCUMULATEUR
PÁGINA 130

02

03

**DEPÓSITOS, ACCESORIOS, CAMPANAS Y
 ACOPLAMIENTOS**
 OIL TANKS, ACCESORIES, BELLHOUSING AND COUPLING
 RÉSERVOIRS, ACCESORIES, LANTERNES ET
 ACCOUPLEMENTS
PÁGINA 166

03

En Vincke, hemos desarrollado una gama de componentes hidráulicos de alta calidad que han demostrado su eficiencia y fiabilidad durante décadas.

Nuestro equipo técnico y comercial, altamente experimentado, está a tu disposición para asesorarte en la selección de los componentes más adecuados para cada aplicación hidráulica.

Somos tu mejor solución.

Contamos con una amplia gama de bombas, motores, bloques, intercambiadores y válvulas hidráulicas, perfecta tanto para conformar kits completos como para fabricar centrales hidráulicas o mantener los equipos ya existentes.

Una marca con respaldo real.

Hemos construido la marca Vincke sobre la base de:

- Colaboración con OEMs líderes.
- Una sólida red internacional de distribución, presente en países como Francia, Dinamarca, Argelia, India, Colombia, México, Portugal, Noruega, Bélgica, Italia, Marruecos, Grecia, Países Bajos, Finlandia, Serbia, Estonia, Croacia, Turquía...

Producimos más de 12.000 equipos al año entre minicentrales y grupos hidráulicos con nuestra marca de componentes.

Esto nos posiciona como un competidor internacional de primer nivel en el sector de la hidráulica.

At Vincke, we have developed a range of high-quality hydraulic components that have been working efficiently and reliably for decades.

Our experienced technical and sales team is ready to help you select the most suitable components for each hydraulic application.

We are your best solution.

We offer a wide range of pumps, motors, manifolds, heat exchangers, and hydraulic valves, ideal for assembling complete kits, building hydraulic power units, or simply maintaining your existing systems.

A brand built on real value.

We've built the Vincke brand on:

- Partnership with leading OEMs.
- A strong international distribution network, operating in countries such as France, Denmark, Algeria, India, Colombia, Mexico, Portugal, Norway, Belgium, Italy, Morocco, Greece, the Netherlands, Finland, Serbia, Estonia, Croatia, Turkey...

We manufacture over 12.000 units annually, including mini power packs and hydraulic systems, with our brand of components.

This makes us a top-tier international competitor in the hydraulic market.

Chez Vincke, nous avons conçu une gamme de composants hydrauliques de haute qualité, reconnus pour leur efficacité et leur fiabilité depuis plusieurs décennies.

Notre équipe technique et commerciale expérimentée est à votre écoute pour vous aider à choisir les composants les plus adaptés à chaque application hydraulique.

Nous sommes votre meilleure solution.

Nous proposons une large gamme de pompes, moteurs, blocs, échangeurs thermiques et valves hydrauliques, idéale pour constituer des kits complets, concevoir des centrales hydrauliques, ou tout simplement assurer la maintenance de vos équipements existants.

Une marque fondée sur la confiance.

La marque Vincke s'est construite grâce à :

- Des partenariats solides avec des OEM de référence.
- Un réseau international de distribution performant, actif dans des pays tels que la France, le Danemark, l'Algérie, l'Inde, la Colombie, le Mexique, le Portugal, la Norvège, la Belgique, l'Italie, le Maroc, la Grèce, les Pays-Bas, la Finlande, la Serbie, l'Estonie, la Croatie, la Turquie...

Nous fabriquons plus de 12.000 équipements par an, entre minicentrales et groupes hydrauliques, avec notre marque de composants, Cela fait de nous un acteur international de premier plan sur le marché de l'hydraulique.

COMPONENTES HIDRÁULICOS VINCKE

VINCKE HYDRAULIC COMPONENTS COMPOSANTS HYDRAULIQUES VINCKE





VINCKE COMPONENTES HIDRÁULICOS

VINCKE HYDRAULIC
COMPONENTS

VINCKE COMPOSANTS
HYDRAULIQUES

01 BOMBAS VINCKE
VINCKE PUMPS
POMPES VINCKE
PÁGINA 10

02 ELECTROVÁLVULAS, VÁLVULAS
Y BLOQUES CETOP VINCKE
VINCKE CETOP SOLENOID VALVES,
VALVES AND MANIFOLDS
ÉLECTRO-VALVES, VALVES
ET BLOCS CETOP VINCKE
PÁGINA 32

03 VÁLVULAS EN LÍNEA VINCKE
VINCKE IN-LINE VALVES
VALVES EN LIGNE VINCKE
PÁGINA 58


04 DISTRIBUIDORES MONOBLOC VINCKE
VINCKE MONOBLOCK
DIRECTIONAL CONTROL VALVES
DISTRIBUTEURS MONOBLOCS VINCKE
PÁGINA 74


05 MOTORES HIDRÁULICOS VINCKE
VINCKE HYDRAULIC MOTORS
MOTEURS HIDRAULIQUES VINCKE
PÁGINA 82

06 INTERCAMBIADORES VINCKE
VINCKE HEAT EXCHANGERS
ECHANGEURS VINCKE
PÁGINA 96

07 MINICENTRALES
POWER PACKS
MINI-CENTRALES
PÁGINA 104

08 MOTORES ELECTRICOS
ELECTRIC MOTORS
MOTEURS ÉLECTRIQUES
PÁGINA 126





BOMBAS VINCKE VINCKE PUMPS POMPES VINCKE

Vincke ofrece una amplia gama de bombas de engranajes simples y múltiples, helicoidales, y de pistones con caudal fijo y variable.

Estos equipos destacan por su alta resistencia y durabilidad, siendo ideales para entornos de trabajo pesado y capaces de soportar transmisiones de altas presiones hidráulicas.

Gracias a su construcción robusta, las bombas alcanzan altos niveles de eficiencia volumétrica y mecánica.

Nuestro equipo técnico-comercial está disponible para asesorarte y ayudarte a elegir la bomba más adecuada para tu aplicación.

Vincke provides a wide range of pumps including single and multiple gear pumps, helical pumps, and fixed or variable displacement piston pumps.

These units offer excellent durability and resistance, suitable for heavy-duty environments and capable of withstanding high hydraulic pressure transmissions.

High volumetric and mechanical efficiency is achieved through their robust construction.

Our technical sales team is available to assist and advise you in selecting the right pump for your needs.

Vincke propose une large gamme de pompes à engrenages simples et multiples, hélicoïdales, ainsi que de pompes à pistons à débit fixe et variable.

Ces équipements se distinguent par leur grande résistance et durabilité, adaptés aux environnements de travail intenses et capables de supporter des transmissions à haute pression hydraulique.

Leurs niveaux élevés d'efficacité volumétrique et mécanique sont obtenus grâce à une construction robuste.

Notre équipe technique commerciale est à votre disposition pour vous conseiller et vous aider à choisir la pompe la mieux adaptée à votre application.

01 BOMBAS ENGRANAJES VINCKE
VINCKE GEAR PUMPS
POMPES À ENGRANAGES VINCKE
PÁGINA 12

02 BOMBAS MÚLTIPLES VINCKE
VINCKE TANDEM PUMPS
POMPES MULTIPLES VINCKE
PÁGINA 16

03 BOMBAS PISTONES VINCKE
PISTON PUMPS VINCKE
POMPES À PISTONS VINCKE
PÁGINA 23

04 BOMBAS MANUALES VINCKE
VINCKE HAND PUMPS
POMPES MANUELLES VINCKE
PÁGINA 24

05 MULTIPLICADORES VINCKE
VINCKE PUMP GEARBOXES
MULTIPLICATEURS VINCKE
PÁGINA 26

06 DIVISORES DE CAUDAL
FLOW DIVIDERS
DIVISEURS DE DÉBIT
PÁGINA 28

BOMBAS ENGRANAJES VINCKE
VINCKE GEAR PUMPS
POMPES À ENGRENAGES VINCKE

BOMBAS ENGRANAJES GRUPO 1
GEAR PUMPS GROUP 1
POMPES À ENGRENAGES GROUPE 1

BOMBAS ENGRANAJES GRUPO 1 ROSCADA DERECHA, BRIDA EUROPEA, EJE cónico 1:8

CLOCKWISE THREADED GEAR PUMPS GROUP 1, EUROPEAN FLANGE, CON. SHAFT 1:8
POMPES À ENGRENAGES GROUPE 1 TARAUDÉE DROITE, BRIDE EU, ARBRE CONIQUE 1:8



Ref.	(cm ³)	In	Out	€
VNKB010000B	1,1	3/8	3/8	155,57
VNKB010001B	1,3	3/8	3/8	155,57
VNKB010002.5B	1,6	3/8	3/8	155,57
VNKB010002B	1,8	3/8	3/8	155,57
VNKB010002NB	2,1	3/8	3/8	155,57
VNKB010003B	2,7	3/8	3/8	155,57
VNKB010004B	3,2	3/8	3/8	155,57
VNKB010005.1B	3,7	3/8	3/8	155,57
VNKB010005B	4,2	3/8	3/8	155,57
VNKB010006B	5	3/8	3/8	155,57
VNKB010007B	5,8	3/8	3/8	155,57
VNKB010008.1B	7	3/8	3/8	155,57
VNKB010008B	8	3/8	3/8	155,57

BOMBAS ENGRANAJES GRUPO 1 BRIDA DERECHA, BRIDA EUROPEA, EJE cónico 1:8

CLOCKWISE FLANGE GEAR PUMPS GROUP 1, EUROPEAN FLANGE, CON. SHAFT 1:8
POMPES À ENGRENAGES GROUPE 1 BRIDE DROITE, BRIDE EU, ARBRE CONIQUE 1:8



Ref.	(cm ³)	In	Out	€
VNKB010010B	1,1	30	30	155,57
VNKB010011B	1,3	30	30	155,57
VNKB010012B	1,8	30	30	155,57
VNKB010012NB	2,1	30	30	155,57
VNKB010013B	2,7	30	30	155,57
VNKB010014B	3,2	30	30	155,57
VNKB010015.1B	3,7	30	30	155,57
VNKB010015B	4,2	30	30	155,57
VNKB010016B	5	30	30	155,57
VNKB010017B	5,8	30	30	155,57
VNKB010018.1B	7	30	30	155,57
VNKB010018B	8	30	30	155,57

BOMBAS ENGRANAJES VINCKE GRUPO 2
VINCKE GEAR PUMPS GROUP 2
POMPES À ENGRENAGES VINCKE GROUPE 2

BOMBAS ENGRANAJES GRUPO 2 ROSCADA DERECHA, BRIDA EUROPEA, EJE cónico 1:8

CLOCKWISE THREADED GEAR PUMPS GROUP 2, EUROPEAN FLANGE, CON. SHAFT 1:8
POMPES À ENGRENAGES GROUPE 2 TARAUDÉE DROITE, BRIDE EU, ARBRE CONIQUE 1:8



Ref.	(cm ³)	In	Out	€
VNKB0202001B	4	1/2	3/8	222,24
VNKB0202002B	6	1/2	3/8	222,24
VNKB0202003B	8	1/2	3/8	222,24
VNKB0202003NB	10	1/2	3/8	222,24
VNKB0202004B	12	1/2	3/8	222,24
VNKB0202005.1B	14	1/2	3/8	222,24
VNKB0202005B	16	1/2	3/8	222,24
VNKB0202006.1B	18	3/4	1/2	222,24
VNKB0202006B	20	3/4	1/2	222,24
VNKB0202007B	23	1"	3/4	222,24
VNKB0202008B	25	1"	3/4	222,24
VNKB0202010B	30	1"	3/4	222,24

BOMBAS ENGRANAJES GRUPO 2 BRIDA DERECHA, BRIDA EUROPEA, EJE cónico 1:8

GROUP 2 FLANGE CLOCKWISE GEAR PUMPS, EUROPEAN FLANGE, CON. SHAFT 1:8
POMPES À ENGRENAGES GROUPE 2 BRIDE DROITE, BRIDE EU, ARBRE CONIQUE 1:8



Ref.	(cm ³)	In	Out	€
VNKB0201001B	4	30	30	222,24
VNKB0201002B	6	30	30	222,24
VNKB0201003.1B	8	40	30	222,24
VNKB0201003B	10	40	30	222,24
VNKB0201004B	12	40	30	222,24
VNKB0201004NB	14	40	30	222,24
VNKB0201005.1B	16	40	30	222,24
VNKB0201005B	18	40	30	222,24
VNKB0201006B	20	40	30	222,24
VNKB0201007B	23	40	30	222,24
VNKB0201008B	25	40	40	222,24
VNKB0201009B	30	40	40	222,24

BOMBAS ENGRANAJES VINCKE GRUPO 3
VINCKE GEAR PUMPS GROUP 3
POMPES À ENGRENAJES VINCKE GROUPE 3

BOMBAS ENGRANAJES GRUPO 3 ROSCADA DERECHA TAPAS ACERO, BRIDA EUROPEA, EJE cónico 1:8
CLOCKWISE THREADED GEAR PUMPS GROUP 3 STEEL COVERS, EUROPEAN FLANGE, CON. SHAFT 1:8
POMPES À ENGRENAJES GROUPE 3 TARAUDÉE DROITE COUVERCLE ACIER, BRIDE EU, ARBRE CONIQUE 1:8



Ref.	(cm ³)	In	Out	€
VNKB0301006.1B	25	1"	3/4	422,27
VNKB0302000B	30	1"	3/4	422,27
VNKB0302001.1B	32	1"	3/4	422,27
VNKB0302002.1B	38	1"	3/4	422,27
VNKB0302003.1B	44	1"	3/4	422,27
VNKB0302004.1B	50	1"	3/4	422,27
VNKB0302005B	55	1"	3/4	422,27
VNKB0302005.1B	63	1"1/4	1"	422,27
VNKB0302005.2B	70	1"1/2	1"1/4	422,27
VNKB0302005.3B	80	1"1/2	1"1/4	422,27
VNKB0302005.4B	90	1"1/2	1"1/4	422,27

BOMBAS ENGRANAJES GRUPO 3 ROSCADA DERECHA TAPAS ACERO, BRIDA EUROPEA, EJE cónico 1:8
CLOCKWISE THREADED GEAR PUMPS GROUP 3 STEEL COVERS, EUROPEAN FLANGE, CON. SHAFT 1:8
POMPES À ENGRENAJES GROUPE 3 TARAUDÉE DROITE COUVERCLE ACIER, BRIDE EU, ARBRE CONIQUE 1:8



Ref.	(cm ³)	In	Out	€
VNKB0301000.1B	25	51	40	422,27
VNKB0301001B	28	51	40	422,27
VNKB0301001.1B	32	51	40	422,27
VNKB0301002.1B	38	51	40	422,27
VNKB0301003.1B	44	51	40	422,27
VNKB0301004.1B	50	51	40	422,27
VNKB0301005B	55	51	40	422,27
VNKB0301005.1B	63	62	51	422,27
VNKB0301005.2B	70	62	51	422,27
VNKB0301005.3B	80	62	51	422,27
VNKB0301005.4B	90	62	51	422,27

BOMBAS ENGRANAJES ACERO VINCKE
VINCKE CAST IRON GEAR PUMPS
POMPES À ENGRENAJES ACIER VINCKE

BOMBAS ENGRANAJES ACERO GRUPO 2
CAST IRON GEAR PUMPS GROUP 2
POMPES À ENGRENAJES ACIER GROUPE 2



Ref.	(cm ³)	In	Out	€
VNKB0402000B	4	30	30	411,00
VNKB0402001B	6,3	30	30	411,00
VNKB0402002B	8,2	30	30	411,00
VNKB0402003B	10	40	30	411,00
VNKB0402004B	12,5	40	30	411,00
VNKB0402005B	14	40	30	411,00
VNKB0402006B	16	40	30	411,00
VNKB0402007B	19	40	30	411,00

BOMBAS MÚLTIPLES VINCKE
VINCKE TANDEM PUMPS
POMPES MULTIPLES VINCKE

BOMBAS MÚLTIPLES DELANTERA
TANDEM PUMPS FRONT
POMPES MULTIPLES AVANT



BOMBAS MÚLTIPLES DELANTERA GRUPO 1 BRIDA EUROPEA, EJE cónico 1:8, TOMAS CON BRIDAS
TANDEM PUMPS GROUP 1 EUROPEAN FLANGE, CON. SHAFT 1:8, FLANGED PORTS, FRONT
POMPES MULTIPLES AVANT GROUPE 1 BRIDE EU, ARBRE CONIQUE 1:8, BRIDE

Ref.	(cm ³)	In	Out	€
VNKBMD010102	1,1	30	30	151,42
VNKBMD010103	1,3	30	30	151,42
VNKBMD010104	1,6	30	30	151,42
VNKBMD010105	1,8	30	30	151,42
VNKBMD010106	2,1	30	30	151,42
VNKBMD010107	2,7	30	30	151,42
VNKBMD010108	3,2	30	30	151,42
VNKBMD010109	3,7	30	30	151,42
VNKBMD010110	4,2	30	30	151,42
VNKBMD010111	4,8	30	30	151,42
VNKBMD010112	5,8	30	30	151,42
VNKBMD010113	7	30	30	151,42
VNKBMD010114	8	30	30	151,42



BOMBAS MÚLTIPLES DELANTERA GRUPO 2 BRIDA EUROPEA, EJE cónico 1:8, TOMAS CON BRIDAS
TANDEM PUMPS GROUP 2 EUROPEAN FLANGE, CON. SHAFT 1:8, FLANGED PORTS, FRONT
POMPES MULTIPLES AVANT GROUPE 2 BRIDE EU, ARBRE CONIQUE 1:8, BRIDES

Ref.	(cm ³)	In	Out	€
VNKBMD020102	4	30	30	220,37
VNKBMD020103	6	30	30	220,37
VNKBMD020104	8	40	30	220,37
VNKBMD020105	10	40	30	220,37
VNKBMD020106	12	40	30	220,37
VNKBMD020107	14	40	30	220,37
VNKBMD020108	16	40	30	220,37
VNKBMD020109	18	40	30	220,37
VNKBMD020110	20	40	30	232,44
VNKBMD020111	23	40	30	232,44
VNKBMD020112	25	40	40	232,44
VNKBMD020113	30	40	40	232,44



BOMBAS MÚLTIPLES DELANTERA GRUPO 1 BRIDA EUROPEA, EJE cónico 1:8, TOMAS ROSCADAS
TANDEM PUMPS GROUP 1 EUROPEAN FLANGE, CON. SHAFT 1:8, THREATED PORTS, FRONT
POMPES MULTIPLES AVANT GROUPE 1 BRIDE EU, ARBRE CONIQUE 1:8, TARAUDÉE

Ref.	(cm ³)	In	Out	€
VNKBMD010202	1,1	3/8	3/8	151,42
VNKBMD010203	1,3	3/8	3/8	151,42
VNKBMD010204	1,6	3/8	3/8	151,42
VNKBMD010205	1,8	3/8	3/8	151,42
VNKBMD010206	2,1	3/8	3/8	151,42
VNKBMD010207	2,7	3/8	3/8	151,42
VNKBMD010208	3,2	3/8	3/8	151,42
VNKBMD010209	3,7	3/8	3/8	151,42
VNKBMD010210	4,2	3/8	3/8	151,42
VNKBMD010211	4,8	3/8	3/8	151,42
VNKBMD010212	5,8	3/8	3/8	151,42
VNKBMD010213	7	3/8	3/8	151,42
VNKBMD010214	8	1/2	3/8	151,42



BOMBAS MÚLTIPLES DELANTERA GRUPO 2 BRIDA EUROPEA, EJE cónico 1:8, TOMAS ROSCADAS
TANDEM PUMPS GROUP 2 EUROPEAN FLANGE, CON. SHAFT 1:8, THREATED PORTS, FRONT
POMPES MULTIPLES AVANT GROUPE 2 BRIDE EU, ARBRE CONIQUE 1:8, TARAUDÉE

Ref.	(cm ³)	In	Out	€
VNKBMD020202	4	1/2	3/8	220,37
VNKBMD020203	6	1/2	3/8	220,37
VNKBMD020204	8	1/2	3/8	220,37
VNKBMD020205	10	1/2	3/8	220,37
VNKBMD020206	12	1/2	3/8	220,37
VNKBMD020207	14	1/2	3/8	220,37
VNKBMD020208	16	1/2	3/8	220,37
VNKBMD020209	18	3/4	1/2	220,37
VNKBMD020210	20	3/4	1/2	232,44
VNKBMD020211	23	1"	3/4	232,44
VNKBMD020212	25	1"	3/4	232,44
VNKBMD020213	30	1"	3/4	232,44

BOMBAS MÚLTIPLES DELANTERA GRUPO 2 BRIDA SAE A, EJE CILINDRICO Ø15,85, TOMAS CON BRIDAS
TANDEM PUMPS GROUP 2 SAE A FLANGE, CYLINDRICAL SHAFT Ø15,85, FLANGED PORTS, FRONT
POMPES MULTIPLES AVANT GROUPE 2 BRIDE SAE A, ARBRE CYLINDRIQUE Ø15,85, BRIDES



Ref.	(cm ³)	In	Out	€
VNKBMD020301	4	30	30	220,25
VNKBMD020302	6	30	30	220,25
VNKBMD020303	8	40	30	220,25
VNKBMD020304	10	40	30	220,25
VNKBMD020305	12	40	30	220,25
VNKBMD020306	14	40	30	220,25
VNKBMD020307	16	40	30	220,25
VNKBMD020308	18	40	30	220,25
VNKBMD020309	20	40	30	232,44
VNKBMD020310	23	40	30	232,44
VNKBMD020311	25	40	40	232,44
VNKBMD020312	30	40	40	220,25

BOMBAS MÚLTIPLES DELANTERA GRUPO 2 BRIDA SAE A, EJE ESTRIADO 9T-16/32, TOMAS CON BRIDAS
TANDEM PUMPS GROUP 2 SAE A FLANGE, SPLINED SHAFT 9T-16/32, FLANGED PORTS, FRONT
POMPES MULTIPLES AVANT GROUPE 2 BRIDE SAE A, ARBRE CANNELE 9T-16/32, BRIDES



Ref.	(cm ³)	In	Out	€
VNKBMD020501	4	30	30	220,25
VNKBMD020502	6	30	30	220,25
VNKBMD020503	8	30	30	220,25
VNKBMD020504	10	40	30	220,25
VNKBMD020505	12	40	30	220,25
VNKBMD020506	14	40	30	220,25
VNKBMD020507	16	40	30	220,25
VNKBMD020508	18	40	30	220,25
VNKBMD020509	20	40	30	232,44
VNKBMD020510	23	40	30	232,44
VNKBMD020511	25	40	40	232,44
VNKBMD020512	30	40	40	232,44

BOMBAS MÚLTIPLES DELANTERA GRUPO 3 BRIDA EUROPEA, EJE cónico 1:8, TOMAS CON BRIDAS
TANDEM PUMPS GROUP 3 EUROPEAN FLANGE, CON. SHAFT 1:8, FLANGED PORTS, FRONT
POMPES MULTIPLES AVANT GROUPE 3 BRIDE EU, ARBRE CONIQUE 1:8, BRIDES



Ref.	(cm ³)	In	Out	€
VNKBMD030102	25	51	40	523,09
VNKBMD030103	30	51	40	523,09
VNKBMD030104	33	51	40	523,09
VNKBMD030105	39	51	40	523,09
VNKBMD030106	46	51	40	523,09
VNKBMD030107	50	51	40	523,09

Ref.	(cm ³)	In	Out	€
VNKBMD030108	55	51	40	523,09
VNKBMD030109	63	62	51	555,28
VNKBMD030110	70	62	51	555,28
VNKBMD030111	80	62	62	555,28
VNKBMD030112	90	62	62	555,28

BOMBAS MÚLTIPLES DELANTERA GRUPO 3 BRIDA SAE B, EJE CILINDRICO Ø22,22, TOMAS EN BRIDAS
TANDEM PUMPS GROUP 3 SAE B FLANGE, CYLINDRICAL SHAFT Ø22,22, FLANGED PORTS, FRONT
POMPES MULTIPLES AVANT GROUPE 3 BRIDE SAE B, ARBRE CYLINDRIQUE Ø22,22, BRIDES



Ref.	(cm ³)	In	Out	€
VNKBMD030302	25	51	40	523,09
VNKBMD030303	30	51	40	523,09
VNKBMD030304	33	51	40	523,09
VNKBMD030305	39	51	40	523,09
VNKBMD030306	46	51	40	523,09
VNKBMD030307	50	51	40	523,09

Ref.	(cm ³)	In	Out	€
VNKBMD030308	55	51	40	523,09
VNKBMD030309	63	62	51	555,28
VNKBMD030310	70	62	62	555,28
VNKBMD030311	80	62	62	555,28
VNKBMD030312	90	62	62	555,28

BOMBAS MÚLTIPLES DELANTERA GRUPO 3 BRIDA SAE B, EJE ESTRIADO 13T-16/32, TOMAS EN BRIDAS
TANDEM PUMPS GROUP 3 SAE B FLANGE, SPLINED SHAFT 13T-16/32, FLANGED PORTS, FRONT
POMPES MULTIPLES AVANT GROUPE 3 BRIDE SAE B, ARBRE CANNELE 13T-16/32, BRIDES



Ref.	(cm ³)	In	Out	€
VNKBMD030502	25	51	40	523,09
VNKBMD030503	30	51	40	523,09
VNKBMD030504	33	51	40	523,09
VNKBMD030505	39	51	40	523,09
VNKBMD030506	46	51	40	523,09
VNKBMD030507	50	51	40	523,09

Ref.	(cm ³)	In	Out	€
VNKBMD030508	55	51	40	523,09
VNKBMD030509	63	62	51	555,28
VNKBMD030510	70	62	51	555,28
VNKBMD030511	80	62	62	555,28
VNKBMD030512	90	62	62	555,28

BOMBAS MÚLTIPLES INTERMEDIA VINCKE
VINCKE TANDEM PUMPS INTERMEDIATE
POMPES MULTIPLES INTERMÉDIAIRES VINCKE

BOMBAS MÚLTIPLE INTERMEDIA GRUPO 1, TOMAS EN BRIDAS

TANDEM PUMPS GROUP 1, FLANGED PORTS, INTERMEDIATE
POMPES MULTIPLES INTERMÉDIAIRES GROUPE 1, BRIDES



Ref.	(cm ³)	In	Out	€
VNKBMI010102	1,1	30	30	208,55
VNKBMI010103	1,3	30	30	208,55
VNKBMI010104	1,6	30	30	208,55
VNKBMI010105	1,8	30	30	208,55
VNKBMI010106	2,1	30	30	208,55
VNKBMI010107	2,7	30	30	208,55
VNKBMI010108	3,2	30	30	208,55

Ref.	(cm ³)	In	Out	€
VNKBMI010109	3,7	30	30	208,55
VNKBMI010110	4,2	30	30	208,55
VNKBMI010111	4,8	30	30	208,55
VNKBMI010112	5,8	30	30	208,55
VNKBMI010113	7	30	30	208,55
VNKBMI010114	8	30	30	208,55

BOMBAS MÚLTIPLE INTERMEDIA GRUPO 1, TOMAS ROSCADAS

TANDEM PUMPS GROUP 1, THREADED PORTS, INTERMEDIATE
POMPES MULTIPLES INTERMÉDIAIRES GROUPE 1, TARAUDÉE



Ref.	(cm ³)	In	Out	€
VNKBMI010202	1,1	3/8	3/8	208,55
VNKBMI010203	1,3	3/8	3/8	208,55
VNKBMI010204	1,6	3/8	3/8	208,55
VNKBMI010205	1,8	3/8	3/8	208,55
VNKBMI010206	2,1	3/8	3/8	208,55
VNKBMI010207	2,7	3/8	3/8	208,55
VNKBMI010208	3,2	3/8	3/8	208,55

Ref.	(cm ³)	In	Out	€
VNKBMI010209	3,7	3/8	3/8	208,55
VNKBMI010210	4,2	3/8	3/8	208,55
VNKBMI010211	4,8	3/8	3/8	208,55
VNKBMI010212	5,8	3/8	3/8	208,55
VNKBMI010213	7	3/8	3/8	208,55
VNKBMI010214	8	1/2	3/8	208,55

BOMBAS MÚLTIPLE INTERMEDIA GRUPO 2, TOMAS EN BRIDAS

TANDEM PUMPS GROUP 2, FLANGED PORTS, INTERMEDIATE
POMPES MULTIPLES INTERMÉDIAIRES GROUPE 2, BRIDES



Ref.	(cm ³)	In	Out	€
VNKBMI020102	4	30	30	234,02
VNKBMI020103	6	30	30	234,02
VNKBMI020104	8	40	30	234,02
VNKBMI020105	10	40	30	234,02
VNKBMI020106	12	40	30	234,02
VNKBMI020107	14	40	30	234,02

Ref.	(cm ³)	In	Out	€
VNKBMI020108	16	40	30	234,02
VNKBMI020109	18	40	30	234,02
VNKBMI020110	20	40	30	234,02
VNKBMI020111	23	40	30	234,02
VNKBMI020112	25	40	40	234,02
VNKBMI020113	30	40	40	234,02

BOMBAS MÚLTIPLE INTERMEDIA GRUPO 2, TOMAS ROSCADAS

TANDEM PUMPS GROUP 2, THREADED PORTS, INTERMEDIATE
POMPES MULTIPLES INTERMÉDIAIRES GROUPE 2, TARAUDÉE



Ref.	(cm ³)	In	Out	€
VNKBMI020202	4	1/2	3/8	234,02
VNKBMI020203	6	1/2	3/8	234,02
VNKBMI020204	8	1/2	3/8	234,02
VNKBMI020205	10	1/2	3/8	234,02
VNKBMI020206	12	1/2	3/8	234,02
VNKBMI020207	14	1/2	3/8	234,02

Ref.	(cm ³)	In	Out	€
VNKBMI020208	16	1/2	3/8	234,02
VNKBMI020209	18	3/4	1/2	234,02
VNKBMI020210	20	3/4	1/2	234,02
VNKBMI020211	23	1"	3/4	234,02
VNKBMI020212	25	1"	3/4	234,02
VNKBMI020213	30	1"	3/4	234,02

BOMBAS MÚLTIPLE INTERMEDIA GRUPO 3, TOMAS EN BRIDAS

TANDEM PUMPS GROUP 3, FLANGED PORTS, INTERMEDIATE
POMPES MULTIPLES INTERMÉDIAIRES GROUPE 3, BRIDES



Ref.	(cm ³)	In	Out	€
VNKBMI030102	25	51	40	619,84
VNKBMI030103	30	51	40	619,84
VNKBMI030104	33	51	40	619,84
VNKBMI030105	39	51	40	619,84
VNKBMI030106	46	51	40	619,84
VNKBMI030107	50	51	40	619,84

Ref.	(cm ³)	In	Out	€
VNKBMI030108	55	51	40	619,84
VNKBMI030109	63	62	51	645,66
VNKBMI030110	70	62	51	645,66
VNKBMI030111	80	62	62	645,66
VNKBMI030112	90	62	62	645,66

BOMBAS MÚLTIPLE FINAL VINCKE
VINCKE TANDEM PUMPS FINAL
POMPES MULTIPLES ARRIÈRES VINCKE

BOMBAS MÚLTIPLE FINAL GRUPO 1, TOMAS EN BRIDAS

TANDEM PUMPS GROUP 1, FLANGED PORTS, FINAL
POMPES MULTIPLES ARRIÈRES GROUPE 1, BRIDES




Ref.	(cm ³)	In	Out	€
VNKBMF010102	1,1	30	30	151,42
VNKBMF010103	1,3	30	30	151,42
VNKBMF010104	1,6	30	30	151,42
VNKBMF010105	1,8	30	30	151,42
VNKBMF010106	2,1	30	30	151,42
VNKBMF010107	2,7	30	30	151,42
VNKBMF010108	3,2	30	30	151,42

Ref.	(cm ³)	In	Out	€
VNKBMF010109	3,7	30	30	151,42
VNKBMF010110	4,2	30	30	151,42
VNKBMF010111	4,8	30	30	151,42
VNKBMF010112	5,8	30	30	151,42
VNKBMF010113	7	30	30	151,42
VNKBMF010114	8	30	30	151,42

BOMBAS MÚLTIPLE FINAL GRUPO 1, TOMAS ROSCADAS

TANDEM PUMPS GROUP 1, THREADED PORTS, FINAL
POMPES MULTIPLES ARRIÈRES GROUPE 1, TARAUDÉE



Ref.	(cm ³)	In	Out	€
VNKBMF010202	1,1	3/8	3/8	151,42
VNKBMF010203	1,3	3/8	3/8	151,42
VNKBMF010204	1,6	3/8	3/8	151,42
VNKBMF010205	1,8	3/8	3/8	151,42
VNKBMF010206	2,1	3/8	3/8	151,42
VNKBMF010207	2,7	3/8	3/8	151,42
VNKBMF010208	3,2	3/8	3/8	151,42

Ref.	(cm ³)	In	Out	€
VNKBMF010209	3,7	3/8	3/8	151,42
VNKBMF010210	4,2	3/8	3/8	151,42
VNKBMF010211	4,8	3/8	3/8	151,42
VNKBMF010212	5,8	3/8	3/8	151,42
VNKBMF010213	7	3/8	3/8	151,42
VNKBMF010214	8	1/2	3/8	151,42

BOMBAS PISTONES VINCKE
PISTON PUMPS VINCKE
POMMES À PISTONS VINCKE

BOMBAS MÚLTIPLE FINAL GRUPO 2, TOMAS EN BRIDAS
 TANDEM PUMPS GROUP 2, FLANGED PORTS, FINAL
 POMMES MULTIPLES ARRIÈRES GROUPE 2, BRIDES

Ref.	(cm ³)	In	Out	€
VNKBMF020102	4	30	30	261,55
VNKBMF020103	6	30	30	261,55
VNKBMF020104	8	40	30	261,55
VNKBMF020105	10	40	30	275,31
VNKBMF020106	12	40	30	275,31
VNKBMF020107	14	40	30	275,31

Ref.	(cm ³)	In	Out	€
VNKBMF020108	16	40	30	275,31
VNKBMF020109	18	40	30	275,31
VNKBMF020110	20	40	30	275,31
VNKBMF020111	23	40	30	275,31
VNKBMF020112	25	40	40	275,31
VNKBMF020113	30	40	40	275,31


BOMBAS MÚLTIPLE FINAL GRUPO 2, TOMAS ROSCADAS
 TANDEM PUMPS GROUP 2, THREADED PORTS, FINAL
 POMMES MULTIPLES ARRIÈRES GROUPE 2, TARAUDÉE

Ref.	(cm ³)	In	Out	€
VNKBMF020202	4	1/2	3/8	261,55
VNKBMF020203	6	1/2	3/8	261,55
VNKBMF020204	8	1/2	3/8	261,55
VNKBMF020205	10	1/2	3/8	275,31
VNKBMF020206	12	1/2	3/8	275,31
VNKBMF020207	14	1/2	3/8	275,31

Ref.	(cm ³)	In	Out	€
VNKBMF020208	16	1/2	3/8	275,31
VNKBMF020209	18	3/4	1/2	275,31
VNKBMF020210	20	3/4	1/2	275,31
VNKBMF020211	23	1"	3/4	275,31
VNKBMF020212	25	1"	3/4	275,31
VNKBMF020213	30	1"	3/4	275,31


BOMBAS MÚLTIPLE FINAL GRUPO 3, TOMAS EN BRIDAS
 TANDEM PUMPS GROUP 3, FLANGED PORTS, FINAL
 POMMES MULTIPLES ARRIÈRES GROUPE 3, BRIDES

Ref.	(cm ³)	In	Out	€
VNKBMF030102	25	51	40	536,86
VNKBMF030103	30	51	40	536,86
VNKBMF030104	33	51	40	536,86
VNKBMF030105	39	51	40	536,86
VNKBMF030106	46	51	40	536,86
VNKBMF030107	50	51	40	536,86

Ref.	(cm ³)	In	Out	€
VNKBMF030108	55	51	40	536,86
VNKBMF030109	63	62	51	619,45
VNKBMF030110	70	62	51	619,45
VNKBMF030111	80	62	62	619,45
VNKBMF030112	90	62	62	619,45


BOMBA MÚLTIPLES KITS ACOPLAMIENTO
 TANDEM PUMPS, KITS COUPLING
 POMMES MULTIPLES KITS ACCOUPLEMENT

Ref.	Type	€
VNKBMK11	1+1	85,26
VNKBMK21	2+1	90,07
VNKBMK22	2+2	90,39

Ref.	Type	€
VNKBMK31	3+1	90,07
VNKBMK32	3+2	93,73
VNKBMK33	3+3	96,16


BOMBAS PISTONES CON CONTROL DE PRESIÓN
 PISTON PUMPS WITH PRESSURE CONTROL
 POMMES À PISTONS AVEC CONTRÔLE DE PRESSION

Ref.	(cm ³)	⊙	In	Out	€
VNKBA10VS00	18	280	1	3/4	1945,10
VNKBA10VS01	28	280	1 1/4	3/4	2024,26
VNKBA10VS02	45	280	1 1/2	1	2278,25
VNKBA10VS03	71	280	2	1	3104,17
VNKBA10VS04	100	280	2 1/2	1 1/4	4689,51
VNKBA10VS05	140	280	2 1/2	1 1/4	7760,43


BOMBAS PISTONES CON L/S
 PISTON PUMPS WITH L/S
 POMMES À PISTONS AVEC L/S

Ref.	(cm ³)	⊙	In	Out	€
VNKBA10VS05.1	18	280	1	3/4	2166,63
VNKBA10VS06	28	280	1 1/4	3/4	2369,71
VNKBA10VS07	45	280	1 1/2	1	2493,04
VNKBA10VS08	71	280	2	1	3327,29
VNKBA10VS09	100	280	2 1/2	1 1/4	4883,53
VNKBA10VS10	140	280	2 1/2	1 1/4	8020,96


BOMBAS PISTONES CON CONTROL PRESIÓN REMOTO
 PISTON PUMPS PRESSURE CONTROL REMOTELY CONTROLLED
 POMMES À PISTONS AVEC CONTRÔLE DE PRESSION À DISTANCE

Ref.	(cm ³)	⊙	In	Out	€
VNKBA10VS11	28	280	1 1/4	3/4	2244,98
VNKBA10VS12	45	280	1 1/2	1	2368,32
VNKBA10VS13	71	280	2	1	3202,57
VNKBA10VS14	100	280	2 1/2	1 1/4	4794,83
VNKBA10VS15	140	280	2 1/2	1 1/4	7897,62


BOMBAS PISTONES CAUDAL FIJO
 FIXED DISPLACEMENT PISTON PUMP
 POMMES À PISTONS CYLINDRÉE FIXE


Ref.	(cm ³)	⊙	In	Out	€
VNKBBP0001	56	350	1	3/4	1261,12
VNKBBP0002	63	350	1	3/4	1297,89
VNKBBP0003	80	350	1 1/4	1	1351,97
VNKBBP0004	106	350	1 1/4	1	1406,05

BOMBAS MANUALES
HAND PUMPS
POMPES MANUELLES



BOMBAS MANUALES S/E DOBLE EMBOLADA
S/A HAND PUMPS DOUBLE ACTING FUNTION
POMPES À MAIN S/E DOUBLE ACTION

Ref.		(cm ³)		€
VNKPMS1200	3/8	12	380	192,28
VNKPMS2500	3/8	25	350	192,28
VNKPMS4500	3/8	45	280	282,26




BOMBAS MANUALES S/E CON DEPÓSITO CUADRADO DOBLE EMBOLADA
S/A HAND PUMPS WITH SQUARE TANK BOUBLE ACTING FUNTION
POMPES À MAIN S/E AVEC RÉSERVOIR DOUBLE ACTION

Ref.	L		(cm ³)		€
VNKPMS1203C	3	3/8	12	350	285,31
VNKPMS2503C	3	3/8	25	350	285,31
VNKPMS2505C	5	3/8	25	350	291,52



BOMBAS MANUALES D/E DOBLE EMBOLADA
D/A HAND PUMPS DOUBLE ACTING FUNTION
POMPES À MAIN D/E DOUBLE ACTION

Ref.		(cm ³)		€
VNKPMD1200	3/8	12	380	235,69
VNKPMD2500	3/8	25	350	223,29
VNKPMD4500	3/8	45	280	322,58



BOMBAS MANUALES D/E CON DEPÓSITO CUADRADO DOBLE EMBOLADA
D/A HAND PUMPS WITH SQUARE TANK BOUBLE ACTING FUNTION
POMPES À MAIN D/E AVEC RÉSERVOIR DOUBLE ACTION

Ref.	L		(cm ³)		€
VNKPMD2503C	3	3/8	25	350	315,82
VNKPMD2505C	5	3/8	25	350	322,53



DEPÓSITOS BOMBAS MANUALES
TANKS FOR HAND PUMPS
RÉSERVOIRS POMPES MANUELLES

Ref.	L	€
VNKPM216001	1	72,10
VNKPM216002	2	83,28
VNKPM216003	3	103,83
VNKPM216005	5	108,16
VNKPM216007	7	144,84
VNKPM216010	10	185,27



BOMBA MANUAL S/E EN LÍNEA DOBLE EMBOLADA
S/A HAND PUMPS IN LINE DOUBLE ACTING FUNTION
POMPES À MAIN S/E EN LIGNE DOUBLE ACTION

Ref.		(cm ³)		€
VNKPML20S00	3/8	20	350	276,46



BOMBAS MANUALES S/E CON DEPÓSITO REDONDO, SIMPLE EMBOLADA
S/A HAND PUMPS WITH ROUND TANK SINGLE ACTING FUNTION
POMPES À MAIN S/E AVEC RÉSERVOIR ROND SIMPLE ACTION

Ref.	L		(cm ³)		€
VNKPMWCT124	4	3/8	12	300	222,02
VNKPMWCT184	4	3/8	18	200	222,02
VNKPMWCT254	4	3/8	25	160	235,64

MULTIPLICADORES
GEARBOXES
MULTIPLICATEURS



MULTIPLICADORES SALIDA MACHO
GEARBOXES MALE
MULTIPLICATEURS SORTIE MÂLE

Ref.	Type	Rang.	In	€
VNKMG2001	GR 2	1:3,5	GR 2	296,75
VNKMG3001	GR 3	1:3,5	GR 3	414,76
VNKMG3001.1	GR 3	1:3,8	GR 3	414,76



MULTIPLICADORES SALIDA HEMBRA
GEARBOXES FEMALE
MULTIPLICATEURS SORTIE FEMELLE

Ref.	Type	Rang.	In	€
VNKMG2002	GR 2	1:3,5	GR 2	296,75
VNKMG3002	GR 3	1:3,5	GR 3	414,76



MULTIPLICADORES SALIDA ENCHUFE RÁPIDO
GEARBOXES QRC
MULTIPLICATEURS COUPLEUR RAPIDE

Ref.	Type	Rang.	In	€
VNKMG2004	GR 2	1:3,5	GR 2	313,70
VNKMG3004	GR 3	1:3,5	GR 3	428,64
VNKMG2004.1	GR 2	1:3,8	GR 2	313,70
VNKMG3004.1	GR 3	1:3,8	GR 3	428,64



MULTIPLICADORES SALIDA MACHO FUNDICION
GEARBOXES MALE CAST IRON
MULTIPLICATEURS SORTIE MÂLE FONTE

Ref.	Type	Rang.	In	€
VNKMGF3001	GR 3	1:3,5	GR 3	515,43



MULTIPLICADORES SALIDA ENCHUFE RÁPIDO FUNDICION
GEARBOXES QRC CAST IRON
MULTIPLICATEURS COUPLEUR RAPIDE FONTE

Ref.	Type	Rang.	In	€
VNKMGF3004	GR 3	1:3,5	GR 3	541,00



REDUCTORES DE VELOCIDAD
SPEED REDUCTION GEARBOXES
RÉDUCTEURS DE VITESSE

Ref.	Type	Type	Rang.	€
VNKMG5001	SAE A	G2 10KW	1:3.5	347,46
VNKMG6001	SAE A	GR 3 20KW	1:3.5	467,37



MANGUITO ESTRIADO MULTIPLICADOR
SPLINED COUPLINGS
MANCHON CANNELÉ MULTIPLICATEUR

Ref.	Type	Elem. Nr.	In	€
VNKMG0002	10005	Z 14 25x22	GR2	15,54
VNKMG0003	10012	Z 18 35x31	GR3/2	19,51
VNKMG0004	10014	Z 18 35x31	GR3	19,51
VNKMG0005	10007	Z 15 28x25	GR2	19,51
VNKMG0006	10035	Z 15 28x25	GR2	19,51
VNKMG0008	10044	Z 18 35x31	GR 3/2	19,51



SOPORTE POLEA EJE CILINDRICO
SUPPORT CILINDRICAL SHAFT
CONTRE PALIER CYLINDRIQUE

Ref.	Ø	Type	In	€
VNKMG030001	18	GR 2	GR 2	192,58
VNKMG030001.1	22	GR 2	GR 2	192,58
VNKMG030002	24	GR 3	GR 3	381,39

EMBRAGUES
CLUTCHES
EMBAYAGES



EMBRAGUE MANUAL
MANUAL CLUTCH
EMBAYAGE À MAIN

Ref.	Type	Volt.	In	€
VNKMG040001	GR2/3	Manual	GR2/3	909,83



EMBRAGUE ELÉCTRICO
ELECTRICAL CLUTCH
EMBAYAGE ÉLECTRIQUE

Ref.	Type	Volt.	In	€
VNKMG040002	GR1-2	12dc	GR2-1	1192,51
VNKMG040003	GR1-2	24dc	GR2-1	1192,51

DIVISORES DE CAUDAL
FLOW DIVIDERS
DIVISEURS DE DÉBIT



DIVISORES DE CAUDAL GRUPO 1
GROUP 1 FLOW DIVIDERS
DIVISEURS DE DÉBIT GROUPE 1

Ref.	(cm ³)	Type	Elem. Nr.	In	Out	€
VNK04000009	1,2	VNK1-2X1,2	2	1/2	3/8	1245,48
VNK04000010	1,2	VNK1-4X1,2	4	1/2	3/8	2490,95
VNK04000011	1,7	VNK1-2X1,7	2	1/2	3/8	1245,48
VNK04000021	1,7	VNK1-4X1,7	4	1/2	3/8	2490,95
VNK04000030	2,3	VNK1-2X2,3	2	1/2	3/8	1245,48
VNK04000040	2,3	VNK1-4X2,3	4	1/2	3/8	2490,95
VNK04000050	2,7	VNK1-2X2,7	2	1/2	3/8	1245,48
VNK04000060	2,7	VNK1-4X2,7	4	1/2	3/8	2490,95
VNK04000100	3,2	VNK1-2X3,2	2	1/2	3/8	1245,48
VNK04000200	3,2	VNK1-4X3,2	4	1/2	3/8	2490,95
VNK04000220	3,8	VNK1-2X3,8	2	1/2	3/8	1245,48
VNK04000240	3,8	VNK1-4X3,8	4	1/2	3/8	2490,95
VNK04000250	4,3	VNK1-2X4,3	2	1/2	3/8	1245,48
VNK04000275	4,3	VNK1-4X4,3	4	1/2	3/8	2490,95
VNK04000280	5	VNK1-2X5	2	1/2	3/8	1245,48
VNK04000290	5	VNK1-4X5	4	1/2	3/8	2490,95
VNK04000300	6,3	VNK1-2X6,3	2	1/2	3/8	1245,48
VNK04000400	6,3	VNK1-4X6,3	4	1/2	3/8	2490,95
VNK04000440	7,8	VNK1-2X7,8	2	1/2	3/8	1245,48
VNK04000460	7,8	VNK1-4X7,8	4	1/2	3/8	2490,95
VNK04000500	9,5	VNK1-2X9,5	2	1/2	3/8	1245,48
VNK04000600	9,5	VNK1-4X9,5	4	1/2	3/8	2490,95



DIVISORES DE CAUDAL GRUPO 2
GROUP 2 FLOW DIVIDERS
DIVISEURS DE DÉBIT GROUPE 2

Ref.	(cm ³)	Type	Elem. Nr.	In	Out	€
VNK04000900	14	VNK2-2X14	2	3/4	1/2	1332,37
VNK04001000	14	VNK2-4X14	4	3/4	1/2	2664,74
VNK04002100	16	VNK2-2X16	2	3/4	1/2	1332,37
VNK04002200	16	VNK2-4X16	4	3/4	1/2	2664,74
VNK04002300	19	VNK2-2X19	2	3/4	1/2	1332,37
VNK04002400	19	VNK2-4X19	4	3/4	1/2	2664,74
VNK04003000	22	VNK2-2X22	2	3/4	1/2	1332,37
VNK04004000	22	VNK1-4X22	4	3/4	1/2	2664,74
VNK04005000	25	VNK2-2X25	2	3/4	1/2	1332,37
VNK04006000	25	VNK2-2X25	4	3/4	1/2	2664,74
VNK04006500	28	VNK2-2X28	2	3/4	1/2	1332,37
VNK04006600	28	VNK2-4X28	2	3/4	1/2	2664,74




DIVISORES DE CORREDERA
SPOOL FLOW DIVIDERS
DIVISEURS À TIROIR

Ref.	IN	OUT	Type	Rang.	€
VNK04000001	3/8"	3/8	K-FDLV-6/10	6..10 l/m	151,66
VNK04000002	3/8"	3/8	K-FDLV-10/20	10..20 l/m	167,88
VNK04000003	3/8"	1/2	K-FDLV-25/40	25..40 l/m	195,05

BLOQUES HIDRÁULICOS

HYDRAULIC MANIFOLDS


BLOCS HYDRAULIQUES



**EL MEJOR RENDIMIENTO PROVIENE DEL
TRABAJO CONJUNTO.
INNOVANDO EN SOLUCIONES HIDRÁULICAS.
DISEÑO Y FABRICACIÓN DE BLOQUES
PERSONALIZADOS.**

**THE BETTER PERFORMANCE COMES FROM WORKING
TOGETHER.
INNOVATING IN HYDRAULIC SOLUTIONS.
DESIGN AND MANUFACTURE OF CUSTOM HYDRAULIC
MANIFOLDS.**

**LA MEILLEURE PERFORMANCE VIENT DU TRAVAIL EN
COLLABORATION
INNOVATION DANS LES SOLUTIONS HYDRAULIQUES.
CONCEPTION ET FABRICACION DE BLOCS
HYDRAULIQUES SUR MESURE.**



ELECTROVÁLVULAS, VÁLVULAS Y BLOQUES CETOP VINCKE

VINCKE CETOP SOLENOID VALVES, VALVES AND MANIFOLDS ÉLECTRO-VALVES, VALVES ET BLOCS CETOP VINCKE

Vincke ofrece los tamaños CETOP03/ NG6, CETOP05/ NG10 CETOP7/NG16, CETOP8/NG25 y CETOP10/ NG32, así como una gama completa de placas y bloques, tanto en acero como en aluminio.

En nuestra propia fabricación de centrales y minicentrales, utilizamos al año más de 25.000 válvulas y electroválvulas CETOP Vincke. TODA UNA GARANTÍA.

Vincke offers CETOP03/NG6, CETOP05/ NG10 CETOP7/NG16, CETOP8/NG25 and CETOP10/NG32 sizes as well as a complete range of blocks and manifolds both in steel and aluminium.

Within our own manufacturing process of power packs and hydraulic power units, we use over 25,000 valves and solenoid valves annually. THE BEST OF GUARANTEES.

Vincke propose les tailles CETOP03/ NG6, CETOP05/ NG10, CETOP7/NG16, CETOP8/NG25 et CETOP10/ NG10, ainsi qu'une gamme complète de plaques et de blocs, en acier et en aluminium.

Dans notre propre production de centrales hydrauliques et de mini centrales hydrauliques, nous utilisons plus de 25.000 distributeurs et électro distributeurs CETOP Vincke par an. LA MEILLEURE DES GARANTIES.

01 **PLACAS Y BLOQUES VINCKE**
VINCKE CETOP SUBPLATES
EMBASES CETOP VINCKE
PÁGINA 34

02 **BLOQUES CETOP VINCKE**
VINCKE CETOP MANIFOLDS
EMBASES CETOP VINCKE
PÁGINA 36

03 **ELECTROVÁLVULAS Y VALVULAS
CETOP VINCKE**
VINCKE CETOP SOLENOIDS
ELECTRO-VALVES CETOP VINCKE
PÁGINA 40

04 **VÁLVULAS MODULARES CETOP
VINCKE**
VINCKE CETOP MODULARS VALVES
VALVES MODULAIRES CETOP VINCKE
PÁGINA 51

05 **VÁLVULAS INVERSORAS POR
PRESIÓN VINCKE**
VINCKE AUTOMATIC DIRECTIONAL
VALVE BY PRESSURE
VALVES D'INVERSION PAR
PRESSION VINCKE
PÁGINA 56

06 **VÁLVULAS CONTROL DE
PRESIÓN VINCKE**
VINCKE PRESSURE CONTROL VALVES
VALVES CONTRÔLE DE PRESSION VINCKE
PÁGINA 57

PLACAS Y BLOQUES
SUBPLATES AND MANIFOLDS
EMBASES ET BLOCS

PLACAS CETOP
CETOP SUBPLATES
EMBASES CETOP



PLACA BASE SIN LIMITADORA SALIDAS LATERALES
SUBPLATES WITHOUT RELIEF VALVE SIDE PORTS
EMBASE SANS LIMITEUR SORTIES LATÉRALES

Ref.	Port	Type	Pressure	€
VNKBL0001	3/8	BL-S-S-1-S	350	99,05
VNKBL0002	1/2	BL-S-S-2-S	350	185,60
VNKBL0003	3/4	BL-S-S-3-S	350	185,60
VNKBL0003.2	1" 1/4	BL-S-S-3.2-S	350	469,20



PLACA BASE SIN LIMITADORA SALIDAS POSTERIORES
SUBPLATES WITHOUT RELIEF VALVE BACK PORTS
EMBASE SANS LIMITEUR SORTIES ARRIÈRES

Ref.	Port	Type	Pressure	€
VNKBL0004	3/8	BL-S-*4-B	250	98,70
VNKBL0004.1	1/2	BL-S-*4.1-B	350	328,96
VNKBL0005	3/4	BL-S-*5-B	350	208,10



PLACA BASE CON LIMITADORA ABPT + PT POSTERIOR
SUBPLATES WITH RELIEF VALVE ABPT + PT BACK PORT
EMBASE AVEC LIMITEUR ABPT + PT ARRIÈRE


Ref.	Port	Type	Rang.	Pressure	€
VNKBL0010	3/8	BL-S-R-A-10-B	50...250	270	168,91
VNKBL0011.3	3/4	BL-S-R-A-11.3-B	50...250	250	174,82



PLACA BASE CON LIMITADORA SALIDAS LATERALES
SUBPLATES WITH RELIEF VALVE SIDE PORTS
EMBASE AVEC LIMITEUR ARRIÈRE LATÉRAUX

Ref.	Port	Type	Rang.	Pressure	€
VNKBL0011	3/4	BL-S-R-A-11-S	50...250	250	247,52
VNKBL0012	1" 1/4	BL-S-R-A-12-S	50...250	350	614,79
VNKBL0013	1" 1/2	BL-S-R-A-13-S	50...250	350	919,96

PLACAS INTERMEDIAS CON TOMA DE PRESIÓN
INTERMEDIATE SUBPLATES
INTERMÉDIAIRES AVEC PRISE DE PRESSION



PLACA INTERMEDIA CON TOMA DE PRESIÓN CETOP 3
CETOP 3 INTERMEDIATE SUBPLATES
EMBASE INTERMÉDIAIRE AVEC PRISE DE PRESSION CETOP 3

Ref.	Port	Type	Pressure	€
VNKBL0015	3/8	BL-I-A-15-S	250	69,01
VNKBL0016	3/8	BL-I-A-16-S	350	69,01



PLACA INTERMEDIA CON TOMA DE PRESIÓN CETOP 5
CETOP 5 INTERMEDIATE SUBPLATES
EMBASE INTERMÉDIAIRE AVEC PRISE DE PRESSION CETOP 5


Ref.	Port	Type	Pressure	€
VNKBL0017	3/8	BL-I-S-17-S	350	78,08
VNKBL0018	3/8	BL-I-S-18-S	350	64,54



PLACA INTERMEDIA CON TOMA PRESOSTATO
INTERMEDIATE SUBPLATES WITH PRESSURE SWITCH CONNEXION
EMBASE INTERMÉDIAIRE AVEC PRISE PRESSOSTAT

Ref.	Type	€
VNKBL010303	BL-W-S-03-S	93,88
VNKBL010304	BL-W-S-04-S	93,88
VNKBL010305	BL-W-S-05-S	154,28


Ref.	Type	€
VNKBL010306	BL-W-S-06-S	154,28
VNKBL010307	BL-W-S-07-S	93,88
VNKBL010308	BL-W-S-08-S	160,71



PLACA CIEGA CON JUNTAS
END SUBPLATES WITH O-RINGS
PLAQUE DE FERMETURE AVEC JOINTS

Ref.	Type	Pressure	€
VNKBL0020	BL-E-S-20	350	77,44
VNKBL0021	BL-E-S-21	350	96,93
VNKBL0021.5	BL-E-S-21.5	350	73,92

Ref.	Type	Pressure	€
VNKBL0022	BL-E-S-22	350	101,24
VNKBL0023	BL-E-S-23	350	146,23
VNKBL0024	BL-E-S-24	350	378,80



PLACA CONVERSIÓN
REDUCTION PLATE
PLAQUE DE RÉDUCTION

Ref.	Type	Pressure	€
VNKBL1101	BL-R-S-01-S	350	115,78
VNKBL1102	BL-R-S-02-S	350	201,32
VNKBL1103	BL-R-S-03-S	350	1040,84



PLACA CETOP 3 PARA VNKP/VNKR
CETOP 3 SUBPLATE FOR MOTOR VNKP/VNKR
EMBASE CETOP 3 (NG-6) POUR MOTEUR VNKP/VNKR

Ref.	Port	Q (l/min.)	Type	€
VNKBL600401	1/2	40	BL-S-A-01-S	239,33

BLOQUES CETOP
CETOP MANIFOLDS
EMBASES CETOP



BLOQUE ALUMINIO CETOP 3 (NG6) SIN LIMITADORA EN PARALELO
CETOP 3 (NG6) ALUMINIUM MANIFOLDS WITHOUT RELIEF VALVE IN PARALLEL
EMBASE ALUMINIUM CETOP 3 (NG6) SANS LIMITEUR EN PARALLÈLE

Ref.			Elem. Nr.		€
VNKBL0029.5	P T 1/2	A B 3/8	1	250	116,17
VNKBL0030	P T 1/2	A B 3/8	2	250	161,71
VNKBL0031	P T 1/2	A B 3/8	3	250	206,33
VNKBL0032	P T 1/2	A B 3/8	4	250	260,67
VNKBL0033	P T 1/2	A B 3/8	5	250	312,53
VNKBL0034	P T 1/2	A B 3/8	6	250	370,81
VNKBL0035	P T 1/2	A B 3/8	7	250	443,19
VNKBL0036	P T 1/2	A B 3/8	8	250	510,35
VNKBL0037	P T 1/2	A B 3/8	9	250	570,80
VNKBL0038	P T 1/2	A B 3/8	10	250	637,95



BLOQUE ALUMINIO CETOP 3 (NG6) SIN LIMITADORA EN SERIE
CETOP 3 (NG6) ALUMINIUM MANIFOLDS WITHOUT RELIEF VALVE IN SERIES
EMBASE ALUMINIUM CETOP 3 (NG6) SANS LIMITEUR EN SÉRIE

Ref.			Elem. Nr.		€
VNKBL0040	P T 1/2	A B 3/8	2	250	238,48
VNKBL0041	P T 1/2	A B 3/8	3	250	304,29
VNKBL0042	P T 1/2	A B 3/8	4	250	363,93
VNKBL0043	P T 1/2	A B 3/8	5	250	407,43
VNKBL0043.1	P T 1/2	A B 3/8	6	250	467,05
VNKBL0043.2	P T 1/2	A B 3/8	7	250	536,72
VNKBL0043.3	P T 1/2	A B 3/8	8	250	625,10



BLOQUE ACERO CETOP 3 (NG6) SIN LIMITADORA EN PARALELO
CETOP 3 (NG6) STEEL MANIFOLDS WITHOUT RELIEF VALVE IN PARALLEL
EMBASE ACIER CETOP 3 (NG6) SANS LIMITEUR EN PARALLÈLE

Ref.			Elem. Nr.		€
VNKBL0105	P T 1/2	A B 3/8	2	350	133,09
VNKBL0106	P T 1/2	A B 3/8	3	350	183,57
VNKBL0107	P T 1/2	A B 3/8	4	350	258,15
VNKBL0108	P T 1/2	A B 3/8	5	350	321,25
VNKBL0109	P T 1/2	A B 3/8	6	350	367,15
VNKBL0110	P T 1/2	A B 3/8	7	350	435,99



BLOQUE ACERO CETOP 5 (NG10) SIN LIMITADORA 3/4 EN PARALELO
CETOP 5 (NG10) STEEL MANIFOLDS WITHOUT RELIEF VALVE 3/4 IN PARALLEL
EMBASE ACIER CETOP 5 (NG10) SANS LIMITEUR 3/4 EN PARALLÈLE


Ref.			Elem. Nr.		€
VNKBL0043.5	P T 3/4	A B 3/4	1	350	303,26
VNKBL0044	P T 3/4	A B 3/4	2	350	376,05
VNKBL0045	P T 3/4	A B 3/4	3	350	448,57
VNKBL0046	P T 3/4	A B 3/4	4	350	541,24
VNKBL0047	P T 3/4	A B 3/4	5	350	620,48
VNKBL0048	P T 3/4	A B 3/4	6	350	752,10
VNKBL0049	P T 3/4	A B 3/4	7	350	981,93
VNKBL0050	P T 3/4	A B 3/4	8	350	1114,61



BLOQUE ALUMINIO CETOP 3 (NG6) CON LIMITADORA EN PARALELO TOMA MANÓMETRO Y TOMA VENTING O T

CETOP 3 (NG6) ALUMINIUM MANIFOLDS WITH RELIEF VALVE IN PARALLEL WITH PRESSURE GAUGE AND VENTING CONNECTION ORT
EMBASE ALUMINIUM CETOP 3 (NG6) AVEC LIMITEUR EN PARALLÈLE PRISE MANOMÈTRE ET BY PASS OU "T"


Ref.			Elem. Nr.	Rang.		€
VNKBL0060	P T 1/2	A B 3/8	1	50...250	250	198,74
VNKBL0061	P T 1/2	A B 3/8	2	50...250	250	257,00
VNKBL0062	P T 1/2	A B 3/8	3	50...250	250	315,29
VNKBL0063	P T 1/2	A B 3/8	4	50...250	250	387,08
VNKBL0064	P T 1/2	A B 3/8	5	50...250	250	427,10
VNKBL0065	P T 1/2	A B 3/8	6	50...250	250	459,50
VNKBL0066	P T 1/2	A B 3/8	7	50...250	250	544,75
VNKBL0067	P T 1/2	A B 3/8	8	50...250	250	599,50
VNKBL0068	P T 1/2	A B 3/8	9	50...250	250	679,66
VNKBL0069	P T 1/2	A B 3/8	10	50...250	250	699,26



BLOQUE ALUMINIO CETOP 3 (NG6) CON LIMITADORA EN SERIE TOMA MANÓMETRO
CETOP 3 (NG6) ALUMINIUM MANIFOLDS WITH RELIEF VALVE IN SERIES AND PRESSURE GAUGE CONNECTION
EMBASE ALUMINIUM CETOP 3 (NG6) AVEC LIMITEUR EN SÉRIE PRISE MANOMÈTRE

Ref.			Elem. Nr.	Rang.		€
VNKBL0025	P T 1/2	A B 3/8	2	50...250	250	266,92
VNKBL0026	P T 1/2	A B 3/8	3	50...250	250	333,65
VNKBL0027	P T 1/2	A B 3/8	4	50...250	250	423,33
VNKBL0028	P T 1/2	A B 3/8	5	50...250	250	488,04
VNKBL0029	P T 1/2	A B 3/8	6	50...250	250	495,33
VNKBL0029.1	P T 1/2	A B 3/8	7	50...250	250	564,63
VNKBL0029.2	P T 1/2	A B 3/8	8	50...250	250	654,47

BLOQUE ALUMINIO CETOP 3 (NG6) CON LIMITADORA EN PARALELO TOMA MANÓMETRO Y VENTING 40 L/M
CETOP 3 (NG6) ALUMINIUM MANIFOLDS WITH RELIEF VALVE, PRESSURE GAUGE CONNECTION AND VENTING 40 L/M
EMBASE ALUMINIUM CETOP 3 (NG6) AVEC LIMITEUR, PRISE MANOMÈTRE ET BY PASS 40 L/M



Ref.	PT	AB	Elem. Nr.	Rang.	Pressure Gauge	Volt.	€
VNKBL0070	P T 1/2	A B 3/8	2	50...250	250	12 dc	503,63
VNKBL0071	P T 1/2	A B 3/8	2	50...250	250	24 dc	503,63
VNKBL0072	P T 1/2	A B 3/8	2	50...250	250	220 rac	503,63
VNKBL0073	P T 1/2	A B 3/8	3	50...250	250	12 dc	564,06
VNKBL0074	P T 1/2	A B 3/8	3	50...250	250	24 dc	564,06
VNKBL0075	P T 1/2	A B 3/8	3	50...250	250	220 rac	564,06
VNKBL0076	P T 1/2	A B 3/8	4	50...250	250	12 dc	617,79
VNKBL0077	P T 1/2	A B 3/8	4	50...250	250	24 dc	617,79
VNKBL0078	P T 1/2	A B 3/8	4	50...250	250	220 rac	617,79
VNKBL0079	P T 1/2	A B 3/8	5	50...250	250	12 dc	637,95
VNKBL0080	P T 1/2	A B 3/8	5	50...250	250	24 dc	637,95
VNKBL0081	P T 1/2	A B 3/8	5	50...250	250	220 rac	637,95
VNKBL0082	P T 1/2	A B 3/8	6	50...250	250	12 dc	718,52
VNKBL0083	P T 1/2	A B 3/8	6	50...250	250	24 dc	718,52
VNKBL0084	P T 1/2	A B 3/8	6	50...250	250	220 rac	718,52
VNKBL0085	P T 1/2	A B 3/8	7	50...250	250	12 dc	778,52
VNKBL0086	P T 1/2	A B 3/8	7	50...250	250	24 dc	778,52
VNKBL0087	P T 1/2	A B 3/8	7	50...250	250	220 rac	778,52
VNKBL0088	P T 1/2	A B 3/8	8	50...250	250	12 dc	819,24
VNKBL0089	P T 1/2	A B 3/8	8	50...250	250	24 dc	819,24
VNKBL0090	P T 1/2	A B 3/8	8	50...250	250	220 rac	819,24
VNKBL0091	P T 1/2	A B 3/8	9	50...250	250	12 dc	913,25
VNKBL0092	P T 1/2	A B 3/8	9	50...250	250	24 dc	913,25
VNKBL0093	P T 1/2	A B 3/8	9	50...250	250	220 rac	913,25
VNKBL0094	P T 1/2	A B 3/8	10	50...250	250	12 dc	966,97
VNKBL0095	P T 1/2	A B 3/8	10	50...250	250	24 dc	966,97
VNKBL0096	P T 1/2	A B 3/8	10	50...250	250	220 rac	868,93

BLOQUE CETOP 5 (NG10) CON LIMITADORA EN PARALELO 3/4
CETOP 5 (NG10) MANIFOLDS WITH RELIEF VALVE IN PARALLEL 3/4
EMBASE CETOP 5 (NG10) AVEC LIMITEUR EN PARALLÈLE 3/4



Ref.	PT	AB	Elem. Nr.	Rang.	Pressure Gauge	€
VNKBL0097	P T 3/4	A B 3/4	1	50...250	350	363,29
VNKBL0098	P T 3/4	A B 3/4	2	50...250	350	436,49
VNKBL0099	P T 3/4	A B 3/4	3	50...250	350	509,71
VNKBL0100	P T 3/4	A B 3/4	4	50...250	350	613,82
VNKBL0101	P T 3/4	A B 3/4	5	50...250	350	622,49
VNKBL0102	P T 3/4	A B 3/4	6	50...250	350	770,61
VNKBL0103	P T 3/4	A B 3/4	7	50...250	350	842,49
VNKBL0104	P T 3/4	A B 3/4	8	50...250	350	914,94



BLOQUE ACERO CETOP 3 (NG6) CON LIMITADORA EN PARALELO TOMA MANÓMETRO
CETOP 3 (NG6) STEEL MANIFOLDS WITH RELIEF VALVE IN PARALLEL WITH PRESSURE GAUGE
EMBASE ACIER CETOP 3 (NG6) AVEC LIMITEUR EN PARALLÈLE PRISE MANOMÈTRE

Ref.	PT	AB	Elem. Nr.	Pressure Gauge	€
VNKBL0120	P T 1/2	A B 3/8	2	350	156,04
VNKBL0121	P T 1/2	A B 3/8	3	350	206,52
VNKBL0122	P T 1/2	A B 3/8	4	350	281,10
VNKBL0123	P T 1/2	A B 3/8	5	350	344,20
VNKBL0124	P T 1/2	A B 3/8	6	350	390,09
VNKBL0125	P T 1/2	A B 3/8	7	350	458,93

BLOQUES PARA REMOLQUE
TRAILER BLOCKS
BLOCS POUR REMORQUE

BLOQUE FRENO
BRAKE BLOCK
BLOC DE FREIN




Ref.	PT	Rang.	Pressure Gauge	€
VNKBL553317	P T 3/8	0...210	250	611,21

BLOQUE SUSPENSIÓN 2 ACUMULADORES
HYDRAULIC SUSPENSION BLOCK 2 ACCUMULATORS
BLOC DE SUSPENSION HYDRAULIQUE 2 ACCUMULATEURS




Ref.	PT	Q (l/min.)	L	Pressure Gauge	€
BLKESC00549	1/2"	30		250	452,67
BLKESC00550	1/2"	30	470	250	864,80
BLKESC00551	1/2"	30	570	250	905,45



ELECTROVÁLVULAS Y VÁLVULAS CETOP VINCKE

VINCKE CETOP SOLENOIDS AND VALVES
ELECTROVALVES ET VALVES CETOP VINCKE

4VNKSV-6					
6-E		6-GA		6-A	
6-G		6-GB		6-L	
6-H		6-D		6-M	
6-J		6-C		6-P	
6-HA		6-EA		6-E/OFF	
6-JA		6-EB		6-B	
6-JB		6-HB		6-Y	




CETOP 3 (NG-6) SERIE 4VNKSV-6 P.MAX BAR 315 80 l/min.
CETOP 3 (NG-6) SERIE 4VNKSV-6 MAX.P 315 BAR 80 L/MIN.
CETOP 3 (NG-6) SÉRIE 4VNKSV-6 P.MAX BAR 315 80 l/min.

vvm	Q(l/min)	Type	Volt.	€
VNKEV06001	80	4VNKSV-6-E	24 dc	152,07
VNKEV06002	80	4VNKSV-6-E	12 dc	152,07
VNKEV06003	80	4VNKSV-6-E	220 ac	152,07
VNKEV06003.1	80	4VNKSV-6-E	110 ac	152,07
VNKEV06004	80	4VNKSV-6-G	24 dc	166,58
VNKEV06005	80	4VNKSV-6-G	12 dc	166,58
VNKEV06006	80	4VNKSV-6-G	220 ac	166,58
VNKEV06006.1	80	4VNKSV-6-G	110 ac	166,58
VNKEV06007	80	4VNKSV-6-H	220 ac	152,07
VNKEV06008	80	4VNKSV-6-H	24 dc	152,07
VNKEV06009	80	4VNKSV-6-H	12 dc	152,07
VNKEV06009.1	80	4VNKSV-6-H	110 ac	152,07
VNKEV06010	80	4VNKSV-6-J	220 ac	152,07
VNKEV06011	80	4VNKSV-6-J	24 dc	152,07
VNKEV06012	80	4VNKSV-6-J	12 dc	152,07

vvm	Q(l/min)	Type	Volt.	€
VNKEV06012.1	80	4VNKSV-6-J	110 ac	152,07
VNKEV06044	80	4VNKSV-6-D	220 ac	130,35
VNKEV06045	80	4VNKSV-6-D	24 dc	130,35
VNKEV06046	80	4VNKSV-6-D	12 dc	130,35
VNKEV06046.0	80	4VNKSV-6-D	110 ac	130,35
VNKEV06013	80	4VNKSV-6-HA	220 ac	130,35
VNKEV06014	80	4VNKSV-6-HA	24 dc	130,35
VNKEV06015	80	4VNKSV-6-HA	12 dc	130,35
VNKEV06016	80	4VNKSV-6-C	220 ac	130,35
VNKEV06017	80	4VNKSV-6-C	24 dc	130,35
VNKEV06018	80	4VNKSV-6-C	12 dc	130,35
VNKEV06023	80	4VNKSV-6-EA	220 ac	130,35
VNKEV06024	80	4VNKSV-6-EA	24 dc	130,35
VNKEV06025	80	4VNKSV-6-EA	12 dc	130,35
VNKEV06027	80	4VNKSV-6-EB	24 dc	130,35
VNKEV06028	80	4VNKSV-6-EB	12 dc	130,35
VNKEV06029	80	4VNKSV-6-EB	220 ac	130,35
VNKEV06030	80	4VNKSV-6-HB	24 dc	130,35
VNKEV06031	80	4VNKSV-6-HB	12 dc	130,35
VNKEV06032	80	4VNKSV-6-HB	220 ac	130,35
VNKEV06033	80	4VNKSV-6-JA	24 dc	130,35
VNKEV06034	80	4VNKSV-6-JA	12 dc	130,35
VNKEV06035	80	4VNKSV-6-JA	220 ac	130,35
VNKEV06036	80	4VNKSV-6-JB	24 dc	130,35
VNKEV06037	80	4VNKSV-6-JB	12 dc	130,35
VNKEV06038	80	4VNKSV-6-JB	220 ac	130,35
VNKEV06039	80	4VNKSV-6-GA	24 dc	130,35
VNKEV06040	80	4VNKSV-6-GA	12 dc	130,35
VNKEV06041	80	4VNKSV-6-GA	220 ac	130,35
VNKEV06042	80	4VNKSV-6-GB	24 dc	130,35
VNKEV06043	80	4VNKSV-6-GB	12 dc	130,35
VNKEV06043.1	80	4VNKSV-6-GB	220 ac	130,35
VNKEV06047	80	4VNKSV-6-L	12 dc	180,61
VNKEV06048	80	4VNKSV-6-L	24 dc	180,61
VNKEV06049	80	4VNKSV-6-L	220 ac	180,61
VNKEV06051	80	4VNKSV-6-M	12 dc	180,61
VNKEV06052	80	4VNKSV-6-M	24 dc	180,61
VNKEV06053	80	4VNKSV-6-M	220 ac	180,61
VNKEV06054	80	4VNKSV-6-P	12 dc	180,61
VNKEV06055	80	4VNKSV-6-P	24 dc	180,61
VNKEV06056	80	4VNKSV-6-P	220 ac	180,61
VNKEV06021	80	4VNKSV-6-E-OFF	12 dc	166,57
VNKEV06022	80	4VNKSV-6-E-OFF	24 dc	166,57
VNKEV06022.1	80	4VNKSV-6-E-OFF	110 ac	166,57
VNKEV06046.1	80	4VNKSV-6-Y	12 dc	180,61
VNKEV06046.2	80	4VNKSV-6-Y	24 dc	180,61
VNKEV06046.3	80	4VNKSV-6-Y	220 ac	180,61
VNKEV06046.4	80	4VNKSV-6-A	12 dc	180,61
VNKEV06046.5	80	4VNKSV-6-A	24 dc	180,61
VNKEV06046.6	80	4VNKSV-6-A	220 ac	180,61
VNKEV06046.7	80	4VNKSV-6-B	12 dc	180,61
VNKEV06046.8	80	4VNKSV-6-B	24 dc	180,61
VNKEV06046.9	80	4VNKSV-6-B	220 ac	180,61

CETOP 3 (NG-6) SERIE VNKSV-6-HL P.MAX BAR 315 80 l/min.
CETOP 3 (NG-6) SERIE 4VNKSV-6-HL MAX.P 315 BAR 80 L/MIN.
CETOP 3 (NG-6) SÉRIE 4VNKSV-6-HL P.MAX BAR 315 80 l/min.

4VNKSV-6-*HL					
6-EHL		6-EAHL		6-LHL	
6-HHL		6-EBHL		6-MHL	
6-JHL		6-JAHL		6-PHL	
6-HAHL		6-JBHL		6-HBHL	
6-CHL		6-DHL		6-GHL	



Ref.	Q (l/min.)	Type	Volt.	€
VNKEV06057	80	4VNKSV-6-EHL	24 dc	227,99
VNKEV06058	80	4VNKSV-6-JHL	24 dc	227,99
VNKEV06059	80	4VNKSV-6-HAHL	24 dc	181,05
VNKEV06061	80	4VNKSV-6-HHL	24 dc	227,99
VNKEV06062	80	4VNKSV-6-DHL	24 dc	181,05
VNKEV06066.1	80	4VNKSV-6-gHL	24 dc	227,99
VNKEV06063	80	4VNKSV-6-EHL	12 dc	227,99
VNKEV06064	80	4VNKSV-6-JHL	12 dc	227,99
VNKEV06065	80	4VNKSV-6-HAHL	12 dc	181,05
VNKEV06067	80	4VNKSV-6-HHL	12 dc	227,99
VNKEV06068	80	4VNKSV-6-DHL	12 dc	181,05
VNKEV06066	80	4VNKSV-6-gHL	12 dc	227,99
VNKEV06069	80	4VNKSV-6-EHL	220 ac	227,99
VNKEV06070	80	4VNKSV-6-JHL	220 ac	227,99
VNKEV06071	80	4VNKSV-6-HAHL	220 ac	181,05
VNKEV06073	80	4VNKSV-6-HHL	220 ac	227,99
VNKEV06074	80	4VNKSV-6-DHL	220 ac	183,67
VNKEV06066.2	80	4VNKSV-6-gHL	220 ac	227,99

CETOP 5 (NG-10) SERIE VNKSV-10 P.MAX 315 BAR 120 l/min.
CETOP 5 (NG-10) SERIE VNKSV-10 MAX. P 315 BAR 120 L/MIN.
CETOP 5 (NG-10) SÉRIE VNKSV-10 P.MAX 315 BAR 120 l/min.

4VNKSV-6-*HL					
10-E		10-EA		10-GB	
10-G		10-EB		10-D	
10-H		10-HB		10-L	
10-J		10-JA		10-M	
10-HA		10-JB		10-P	
10-C		10-GA			



Ref.	Q (l/min.)	Type	Volt.	€	Ref.	Q (l/min.)	Type	Volt.	€
VNKEV10007	120	4VNKSV-10-E	24 dc	256,56	VNKEV10021	120	4VNKSV-10-GA	220 ac	196,15
VNKEV10008	120	4VNKSV-10-E	12 dc	256,56	VNKEV10024	120	4VNKSV-10-L	24 dc	272,27
VNKEV10009	120	4VNKSV-10-E	220 ac	256,56	VNKEV10022	120	4VNKSV-10-L	12 dc	272,26
VNKEV10009.1	120	4VNKSV-10-E	110 ac	256,56	VNKEV10025	120	4VNKSV-10-L	220 ac	272,27
VNKEV10010	120	4VNKSV-10-G	24 dc	272,27	VNKEV10027	120	4VNKSV-10-M	24 dc	272,27
VNKEV10011	120	4VNKSV-10-G	12 dc	272,27	VNKEV10026	120	4VNKSV-10-M	12 dc	272,27
VNKEV10012	120	4VNKSV-10-G	220 ac	272,27	VNKEV10028	120	4VNKSV-10-M	220 ac	272,27
VNKEV10012.1	120	4VNKSV-10-G	110 ac	272,27	VNKEV10030	120	4VNKSV-10-P	24 dc	272,27
VNKEV10014	120	4VNKSV-10-H	24 dc	256,56	VNKEV10029	120	4VNKSV-10-P	12 dc	272,27
VNKEV10015	120	4VNKSV-10-H	12 dc	256,56	VNKEV10031	120	4VNKSV-10-P	220 ac	272,27
VNKEV10013	120	4VNKSV-10-H	220 ac	256,56	VNKEV10033	120	4VNKSV-10-EA	24 dc	196,15
VNKEV10015.0	120	4VNKSV-10-H	110 ac	256,56	VNKEV10034	120	4VNKSV-10-EA	12 dc	196,15
VNKEV10017	120	4VNKSV-10-J	24 dc	256,56	VNKEV10032	120	4VNKSV-10-EA	220 ac	196,15
VNKEV10018	120	4VNKSV-10-J	12 dc	256,56	VNKEV10035	120	4VNKSV-10-EB	24 dc	196,15
VNKEV10016	120	4VNKSV-10-J	220 ac	256,56	VNKEV10036	120	4VNKSV-10-EB	12 dc	196,15
VNKEV10018.1	120	4VNKSV-10-J	12 dc	256,56	VNKEV10037	120	4VNKSV-10-EB	220 ac	196,15
VNKEV10051	120	4VNKSV-10-D	24 dc	196,15	VNKEV10039	120	4VNKSV-10-GB	24 dc	196,15
VNKEV10052	120	4VNKSV-10-D	12 dc	196,15	VNKEV10040	120	4VNKSV-10-GB	12 dc	196,15
VNKEV10050	120	4VNKSV-10-D	220 ac	196,15	VNKEV10038	120	4VNKSV-10-GB	220 ac	196,15
VNKEV10052.1	120	4VNKSV-10-D	110 ac	196,15	VNKEV10041	120	4VNKSV-10-HB	24 dc	196,15
VNKEV10001	120	4VNKSV-10-HA	220 ac	196,15	VNKEV10042	120	4VNKSV-10-HB	12 dc	196,15
VNKEV10002	120	4VNKSV-10-HA	24 dc	196,15	VNKEV10043	120	4VNKSV-10-HB	220 ac	196,15
VNKEV10003	120	4VNKSV-10-HA	12 dc	196,15	VNKEV10044	120	4VNKSV-10-JA	24 dc	196,15
VNKEV10004	120	4VNKSV-10-C	220 ac	196,15	VNKEV10045	120	4VNKSV-10-JA	12 dc	196,15
VNKEV10005	120	4VNKSV-10-C	24 dc	196,15	VNKEV10046	120	4VNKSV-10-JA	220 ac	196,15
VNKEV10006	120	4VNKSV-10-C	12 dc	196,15	VNKEV10047	120	4VNKSV-10-JB	24 dc	196,15
VNKEV10020	120	4VNKSV-10-GA	24 dc	196,15	VNKEV10048	120	4VNKSV-10-JB	12 dc	196,15
VNKEV10019	120	4VNKSV-10-GA	12 dc	196,15	VNKEV10049	120	4VNKSV-10-JB	220 ac	196,15

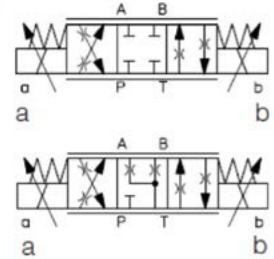
ELECTROVÁLVULAS PROPORCIONALES CETOP VINCKE

VINCKE PROPORTIONAL CETOP SOLENOIDS
ELECTRO-VALVES PROPORTIONNELLES CETOP VINCKE



CETOP 3 (NG-6) SERIE VNKPV-6 PROPORCIONAL .MAX BAR 315 30 l/min.

PROPORTIONAL CETOP 3 (NG-6) SERIE 4VNKPV-6 MAX.P 315 BAR 30 L/MIN.
CETOP 3 (NG-6) SÉRIE 4VNKPV-6 PROPORTIONNEL MAX BAR 315 30 l/min.

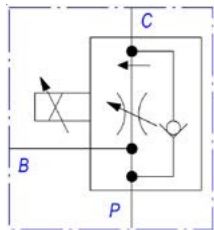


Ref.	Q (l/min.)	Type	Volt.	€
VNKPV060001	17	4VNKPV-6-E	DC	1007,90
VNKPV060002	7	4VNKPV-6-E	DC	1007,90
VNKPV060003	17	4VNKPV-6-J	DC	1007,90
VNKPV060005	7	4VNKPV-6-J	DC	1007,90



CETOP 3 (NG-6) VNKPR-6 REGULADOR CAUDAL PROPORCIONAL

CETOP 3 (NG-6) VNKPR-6 FLOW REGULATOR PROPORTIONAL
CETOP 3 (NG-6) VNKPR-6 RÉGULATEUR DE DÉBIT PROPORTIONNEL



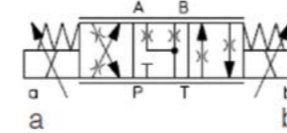
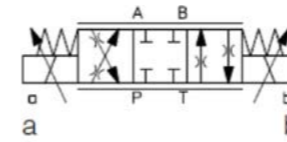
Ref.	Q (l/min.)	Type	€
VNKPRC06000	60	VNKPR-6-A	1018,90



CARTA ELECTRÓNICA-CONECTOR-POTENCIÓMETRO VNKPV

CONNECTOR-POTENTIOMETER -AMPLIFIER CARD VNKPV
CARTE ÉLECTRONIQUE-CONNECTEUR- POTENTIOMÈTRE VNKPV

Ref.	Type	Rang.	Volt.	€
VNKPV060008	Carta-Card-Carte		12 dc	503,95
VNKPV060009	Carta-Card-Carte		24 dc	503,95
	CVP4		12 dc	386,31
VNKEVCOP43700	POTENTIOMETER	1...10		403,35



CETOP 3 (NG-6) SERIE VNKPV-IE-6 PROP CON ELEC.INTEG.MAX BAR 315 30 l/min. 0...10VoIT.

PROP+INT.ELEC. CETOP 3 (NG-6) SERIE 4VNKPV-IE-6 MAX.P 315 BAR 30 L/MIN. 0...10VOLT.
CETOP 3 (NG-6) SÉRIE 4VNKPV-IE-6 PROP. AVEC ÉLEC INTÉG. MAX BAR 315 30 l/min. 0...10VoIT.

Ref.	Q (l/min.)	Type	Volt.	€
VNKPV060010	30	4VNKPV-IE-6-E	24 dc	2519,74
VNKPV060011	30	4VNKPV-IE-6-J	24 dc	2519,74

CETOP 3 (NG-6) SERIE VNKPV-IE-6 PROP CON ELEC.INTEG.MAX BAR 315 75 l/min. 4...20mA

PROP+INT.ELEC. CETOP 3 (NG-6) SERIE 4VNKPV-IE-6 MAX.P 315 BAR 30 L/MIN. 4...20MA
CETOP 3 (NG-6) SÉRIE 4VNKPV-IE-6 PROP. AVEC ÉLEC INTÉG. MAX BAR 315 30 l/min. 4...20mA

Ref.	Q (l/min.)	Type	Volt.	€
VNKPV060012	30	4VNKPV-IE-6-E	24 dc	2519,74
VNKPV060013	30	4VNKPV-IE-6-J	24 dc	2630,97

CETOP 5 (NG-10) SERIE VNKPV-IE-10 PROP CON ELEC.INTEG.MAX BAR 315 75 l/min. 0...10VoIT.


PROP+INT.ELEC. CETOP 5 (NG-10) SERIE 4VNKPV-IE-10 MAX.P 315 BAR 75 L/MIN. 0...10VOLT.
CETOP 5 (NG-10) SÉRIE 4VNKPV-IE-10 PROP AVEC ÉLEC INTÉGRÉE. MAX BAR 315 75 l/min. 0...10VoIT.

Ref.	Q (l/min.)	Type	Volt	€
VNKPV10001	60	4VNKPV-IE-10-E	24 dc	2872,50
VNKPV10002	60	4VNKPV-IE-10-J	24 dc	2872,50

CETOP 5 (NG-10) SERIE VNKPV-IE-10 PROP CON ELEC.INTEG.MAX BAR 315 75 l/min. 4...20mA

PROP+INT.ELEC. CETOP 5 (NG-10) SERIE 4VNKPV-IE-10 MAX.P 315 BAR 75 L/MIN. 4...20MA
CETOP 5 (NG-10) SÉRIE 4VNKPV-IE-10 PROP AVEC ÉLEC INTÉGRÉE. MAX BAR 315 75 l/min. 4...20mA

Ref.	Q (l/min.)	Type	Volt	€
VNKPV10003	60	4VNKPV-IE-10-E	24 dc	2873,13
VNKPV10004	60	4VNKPV-IE-10-J	24 dc	2873,13





TODO EN HIDRÁULICA EVERYTHING IN HYDRAULICS TOUTE L'HYDRAULIQUE



Expertos en distribución. Enviando cada día +1.500 líneas de pedido. Trabajamos con más de 50 países. Envíos en 24 horas.

Specialists in the distribution of connections and hydraulic components. We dispatch over 1.500 order lines daily and work with over 50 countries. Offering shipping within 24 hours.

Spécialistes de la distribution de connectique et composants hydrauliques. Expédition quotidienne de +1 500 lignes de commandes. Nous travaillons avec plus de 50 pays. Expédition sous 24 heures.



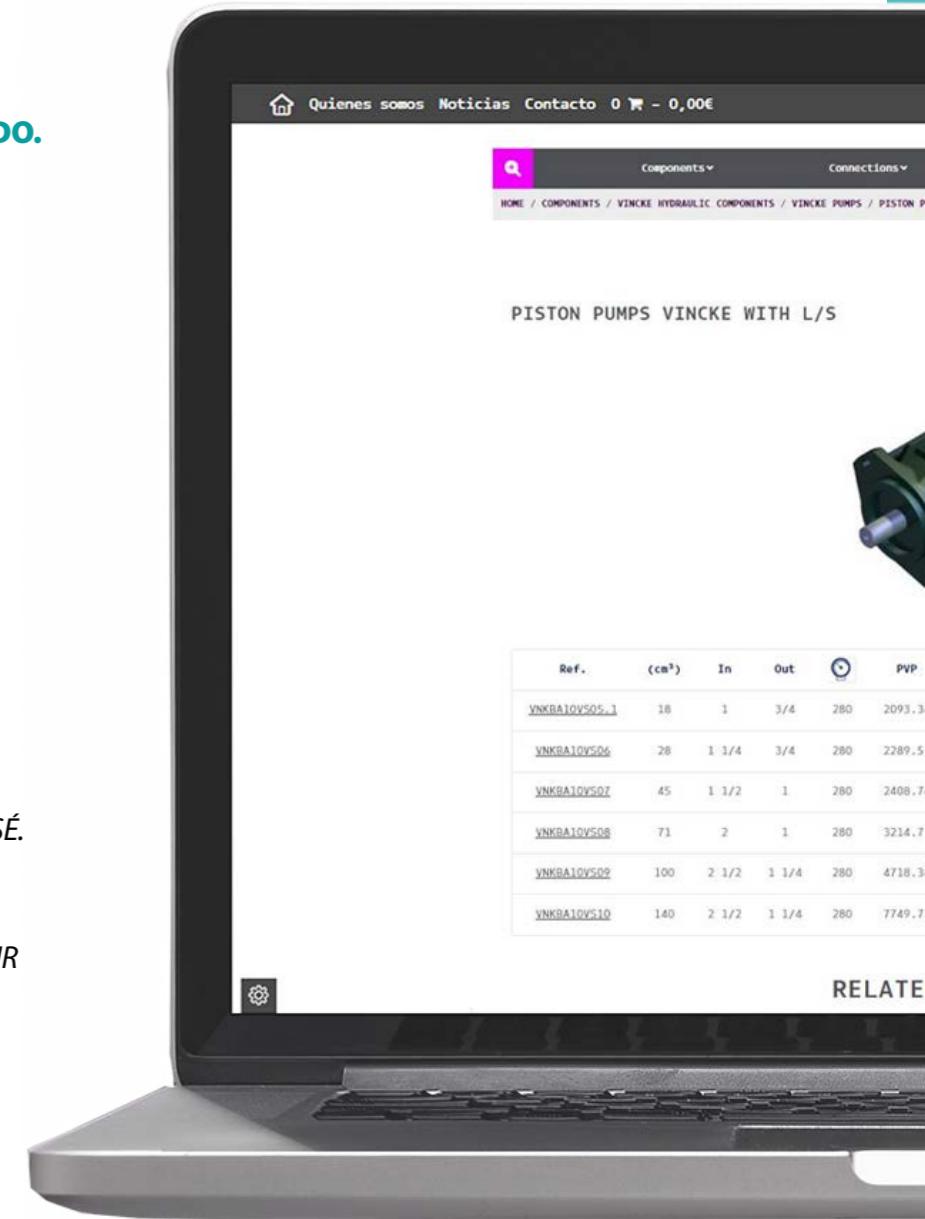
UTILIZA NUESTRA TIENDA ONLINE USE OUR ONLINE STORE UTILISEZ NOTRE BOUTIQUE EN LIGNE

- PRÁCTICA Y RÁPIDA.
- PRIORIZAMOS TUS PEDIDOS.
- PUEDES VER NUESTRO STOCK.
- PUEDES VER TU PRECIO ACTUALIZADO.
- PUEDES VER LA SITUACIÓN DEL PEDIDO.
- ENTRA EN EL CONCURSO MENSUAL PARA GANAR UN CUPÓN REGALO.


- PRACTICAL AND FAST.
- WE PRIORITIZE YOUR ORDERS.
- YOU CAN CHECK OUR STOCK.
- YOU CAN SEE YOUR UPDATED PRICE.
- YOU CAN TRACK THE ORDER STATUS.
- ENTER THE MONTHLY CONTEST TO WIN A GIFT VOUCHER.

- PRATIQUE ET RAPIDE.
- NOUS PRIORISONS VOS COMMANDES.
- VOUS POUVEZ CONSULTER NOTRE STOCK.
- VOUS POUVEZ VOIR VOTRE PRIX ACTUALISÉ.
- VOUS POUVEZ SUIVRE L'ETAT DE LA COMMANDE.
- PARTICIPEZ AU CONCOURS MENSUEL POUR GAGNER UN BON DE REDUCTION.

www.vinckehydraulics.com




DISTRIBUIDORES PILOTADOS VINCKE
VINCKE PILOT OPERATED DIRECTIONAL VALVES
DISTRIBUTEURS PILOTÉS VINCKE



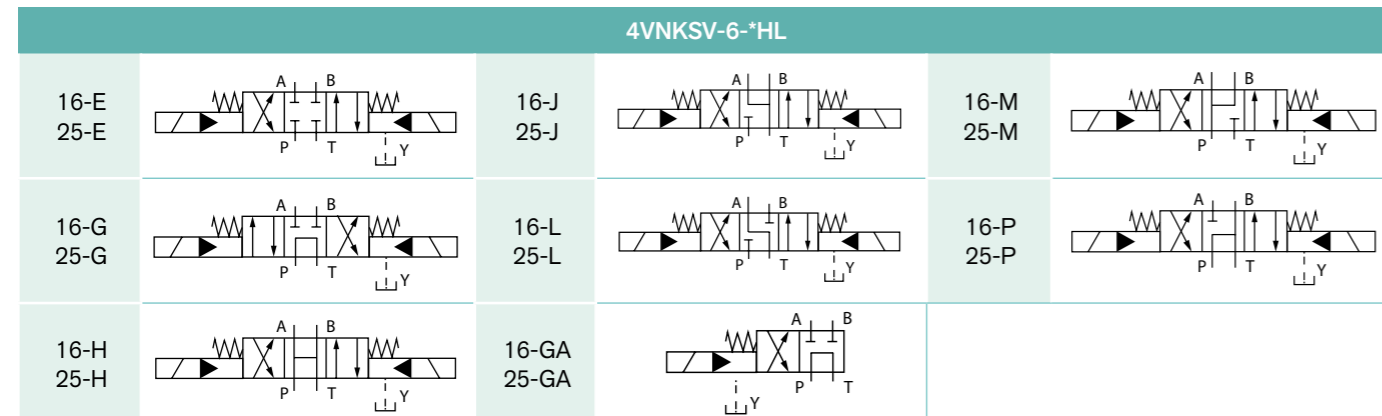
CETOP 7 (NG-16) SERIE VNKEH-16 P. MAX. 315 BAR 300 l/min.
CETOP 7 (NG-16) SERIE VNKEH-16 P. MAX. 315 BAR 300 L/MIN.
CETOP 7 (NG16) SÉRIE VNKEH-16 P. MAX. 315 BAR 300 l/min.

Ref.	Q (l/min.)	Type	Volt.	€
VNKDT16001	300	4VNKEH-S-16-E	24 dc	607,41
VNKDT16002	300	4VNKEH-S-16-G	24 dc	607,41
VNKDT16003	300	4VNKEH-S-16-H	24 dc	607,41
VNKDT16004	300	4VNKEH-S-16-J	24 dc	607,41
VNKDT16005	300	4VNKEH-S-16-L	24 dc	607,41
VNKDT16006	300	4VNKEH-S-16-GA	24 dc	607,41
VNKDT16007	300	4VNKEH-S-16-M	24 dc	607,41
VNKDT16008	300	4VNKEH-S-16-P	24 dc	607,41



CETOP 8 (NG-25) VNKEH-25 P. MAX. 315 BAR 500 l/min.
CETOP 8 (NG-25) VNKEH-25 P. MAX. 315 BAR 500 L/MIN.
CETOP 8 (NG-25) VNKEH-25 P. MAX. 315 BAR 500 l/min.

Ref.	Q (l/min.)	Type	Volt.	€
VNKDT25001	500	4VNKEH-S-25-E	24 dc	787,39
VNKDT25002	500	4VNKEH-S-25-G	24 dc	787,39
VNKDT25003	500	4VNKEH-S-25-H	24 dc	787,39
VNKDT25004	500	4VNKEH-S-25-J	24 dc	787,39
VNKDT25005	500	4VNKEH-S-25-L	24 dc	787,39
VNKDT25006	500	4VNKEH-S-25-GA	24 dc	787,39
VNKDT25007	500	4VNKEH-S-25-M	24 dc	787,39
VNKDT25008	500	4VNKEH-S-25-P	24 dc	787,39



BOBINAS ELECTROVÁLVULAS
CETOP COILS
BOBINES ELECTROVALVES

Ref.	Type	Volt.	€
VNKEVBO06001	4VNKSV-6	12 dc	43,56
VNKEVBO06002	4VNKSV-6	24 dc	43,56
VNKEVBO06003	4VNKSV-6	110 ac	43,56
VNKEVBO06004	4VNKSV-6	220 ac	43,56
VNKEVBO06005	4VNKSV-6	24 rac	59,75
VNKEVBO06006	4VNKSV-6	48 dc	55,13
VNKEVBO10001	4VNKSV-10	12 dc	65,56
VNKEVBO10002	4VNKSV-10	24 dc	65,56
VNKEVBO10003	4VNKSV-10	110 ac	65,56
VNKEVBO10004	4VNKSV-10	220 ac	65,56



POSICIONADOR EMERGENCIA MANUAL CETOP 3 CETOP 5
MANUAL EMERGENCY POSITIONER CETOP 3 CETOP 5
POSITIONNEUR DE SECOURS À MAIN CETOP 3 CETOP 5

Ref.	Type	€
VNKEV06019.1	EMERG-CETOP 3	86,93
VNKEV10101	EMERG-CETOP 5	133,18

VÁLVULAS CETOP MANUALES VINCKE
VINCKE MANUAL CETOP VALVES
VALVES CETOP MANUELLES VINCKE



CETOP 3 (NG-6) 4VNK-MV-06 P. MAX. 315 BAR
CETOP 3 (NG-6) 4VNK-MV-06 P. MAX. 315 BAR
CETOP 3 (NG-6) VNK-MV-06 P. MAX. 315 BAR

Ref.	Q (l/min.)	Type	€
VNKEV061000	60	4VNK-MV-06-E	208,96
VNKEV061001	60	4VNK-MV-06-G	208,96
VNKEV061002	60	4VNK-MV-06-H	208,96
VNKEV061003	60	4VNK-MV-06-J	208,96
VNKEV061004	60	4VNK-MV-06-C	208,96

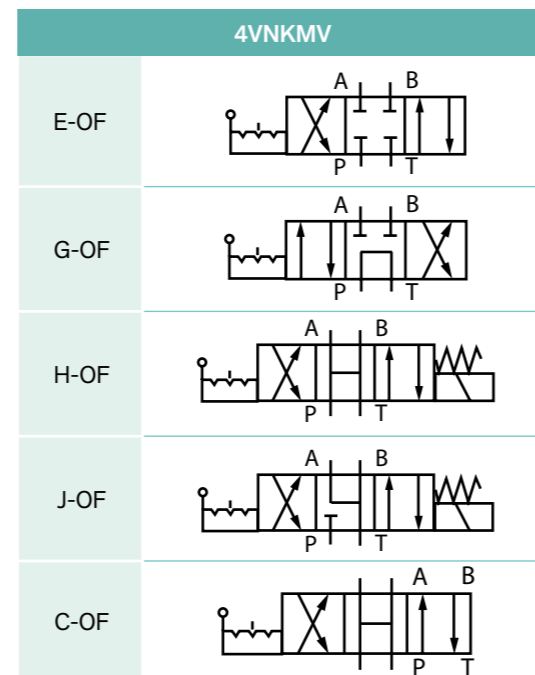
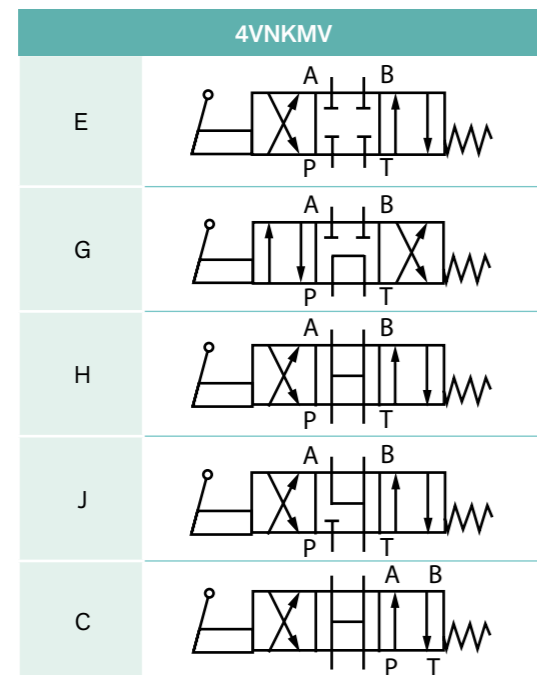
Ref.	Q (l/min.)	Type	€
VNKEV061010	60	4VNK-MV-06-E/OF	208,96
VNKEV061011	60	4VNK-MV-06-G/OF	208,96
VNKEV061012	60	4VNK-MV-06-H/OF	208,96
VNKEV061013	60	4VNK-MV-06-J/OF	208,96
VNKEV061014	60	4VNK-MV-06-C/OF	208,96

CETOP 5 (NG-10) 4VNK-MV-10 P. MAX. 315 BAR
CETOP 5 (NG-10) 4VNK-MV-10 P. MAX. 315 BAR
CETOP 5 (NG-10) VNK-MV-10 P. MAX. 315 BAR



Ref.	Q (l/min.)	Type	€
VNKEV101000	100	4VNK-MV-10-E	339,98
VNKEV101001	100	4VNK-MV-10-G	339,98
VNKEV101002	100	4VNK-MV-10-H	339,98
VNKEV101003	100	4VNK-MV-10-J	339,98
VNKEV101004	100	4VNK-MV-10-C	339,98

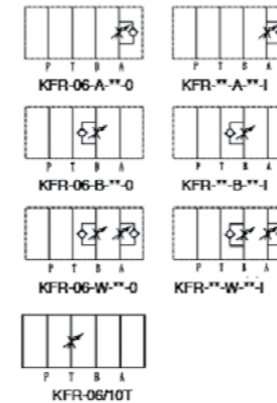
Ref.	Q (l/min.)	Type	€
VNKEV101010	100	4VNK-MV-10-E/OF	339,98
VNKEV101011	100	4VNK-MV-10-G/OF	339,98
VNKEV101012	100	4VNK-MV-10-H/OF	339,98
VNKEV101013	100	4VNK-MV-10-J/OF	339,98
VNKEV101014	100	4VNK-MV-10-C/OF	339,98



VÁLVULAS MODULARES CETOP VINCKE
VINCKE CETOP MODULARS VALVES
VALVES MODULAIRES CETOP VINCKE



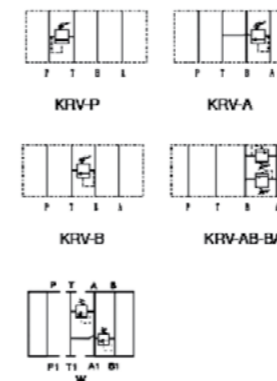


REGULADORAS CAUDAL KFR CETOP
CETOP KFR FLOW REGULATOR
RÉGULATEUR DE DÉBIT KFR CETOP



Ref.	Q (l/min.)	Type	€
VNKRC06000	35	KFR-6-P-2	101,06
VNKRC06001.1	35	KFR-6-W-2	123,24
VNKRC06002	35	KFR-6-A-2	123,35
VNKRC06003	35	KFR-6-B-2	123,35
VNKRC06000.1	35	KFR-6-T-2	128,62
VNKRC06001	35	KFR-6-W-2-REV	123,24

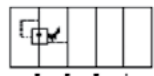
Ref.	Q (l/min.)	Type	€
VNKRC10000	70	KFR-10-P-2	371,79
VNKRC10001	70	KFR-10-W-2-REV	371,80
VNKRC10002	70	KFR-10-A-2	371,80
VNKRC10003	70	KFR-10-B-2	371,80
VNKRC10001.1	70	KFR-10-W-2	371,80
VNKRC16001	70	KFR-16-W-2	638,56
VNKRC25001	70	KFR-25-W-2	821,01

LIMITADORAS CETOP KRV
CETOP KRV RELIEF VALVES
LIMITEUR CETOP KRV

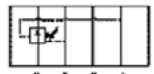


Ref.	Q (l/min.)	Type	Rang.	€
VNKLM06001.2	35	KRV-06-P	5...50	196,50
VNKLM06001.3	35	KRV-06-P	10...100	196,50
VNKLM06002	35	KRV-06-P	20...200	196,50
VNKLM06002.1	35	KRV-06-P	30...315	196,50
VNKLM06002.2	35	KRV-06-A	5...50	196,50
VNKLM06002.3	35	KRV-06-A	10...100	196,50
VNKLM06004	35	KRV-06-A	70...250	188,30
VNKLM06004.1	35	KRV-06-A	30...315	196,50
VNKLM06004.2	35	KRV-06-B	5...50	196,50
VNKLM06005	35	KRV-06-B	10...100	195,72
VNKLM06007	35	KRV-06-B	20...200	188,30
VNKLM06007.1	35	KRV-06-B	30...315	196,50
VNKLM06007.2	35	KRV-06-W	5...50	188,30
VNKLM06007.3	35	KRV-06-W	10...100	188,30
VNKLM06008	35	KRV-06-W	20...200	188,30
VNKLM06008.1	35	KRV-06-W	30...315	188,30
VNKLM06001	35	KRV-10-ABBA	70...250	227,21
VNKLM10001.1	70	KRV-10-P	5...50	280,06
VNKLM10001.2	70	KRV-10-P	10...100	280,06
VNKLM10002	70	KRV-10-P	20...200	280,06
VNKLM10002.1	70	KRV-10-P	30...315	280,06
VNKLM10002.2	70	KRV-10-A	5...50	280,06
VNKLM10002.3	70	KRV-10-A	10...100	280,06
VNKLM10003	70	KRV-10-A	20...200	280,06
VNKLM10003.1	70	KRV-10-A	30...315	280,06
VNKLM10003.2	70	KRV-10-B	5...50	280,06
VNKLM10003.3	70	KRV-10-B	10...100	280,06
VNKLM10004	70	KRV-10-B	20...200	280,06
VNKLM10004.1	70	KRV-10-B	30...315	280,06
VNKLM10004.2	70	KRV-10-W	5...50	303,43
VNKLM10004.3	70	KRV-10-W	10...100	303,43
VNKLM10005	70	KRV-10-W	20...200	280,06
VNKLM10005.1	70	KRV-10-W	30...315	303,43
VNKLM10001	70	KRV-10-ABBA	70...250	280,07

OVERCENTERS (VALV. MOD. CETOP)
OVERCENTERS (CETOP MOD. VALVES)
VALVES D'ÉQUILIBRAGE (VALVES MOD. CETOP)



KRDV-P



KRDV-A



KRDV-B

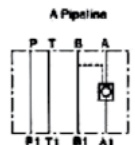
REDUCTORAS PRESIÓN KRDV CETOP

CETOP KRDV PRESSURE REDUCING
RÉDUCTEUR DE PRESSION KRDV CETOP

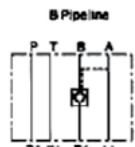
Ref.	Q (l/min.)	Type	Rang.	⊙	€
VNKR06001	35	KRDV-06-P	8...70	210	240,45
VNKR06002	35	KRDV-06-P	35...140	210	240,45
VNKR06003	35	KRDV-06-P	35...210	210	240,45
VNKR06004	35	KRDV-06-A	8...70	210	276,43
VNKR06005	35	KRDV-06-A	35...140	210	276,43
VNKR06006	35	KRDV-06-A	35...210	210	276,43
VNKR06007	35	KRDV-06-B	8...70	210	276,43
VNKR06008	35	KRDV-06-B	35...140	210	276,43
VNKR06009	35	KRDV-06-B	35...210	210	276,43
VNKR10001	70	KRDV-10-P	8...70	210	361,32
VNKR10002	70	KRDV-10-P	35...140	210	361,32
VNKR10002.1	70	KRDV-10-P	35...210	210	361,32
VNKR10003	70	KRDV-10-A	8...70	210	361,32
VNKR10004	70	KRDV-10-A	35...140	210	361,32
VNKR10004.1	70	KRDV-10-A	35...210	210	361,32
VNKR10005	70	KRDV-10-B	8...70	210	361,32
VNKR10006	70	KRDV-10-B	35...140	210	361,32
VNKR10007	70	KRDV-10-B	35...210	210	361,32

ANTIRRETORNO KCV / KPCV CETOP

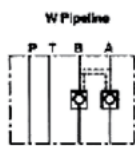
CETOP CHECK VALVES KCV / KPCV
ANTI-RETOUR KCV / KPCV CETOP



KPCV-06-A

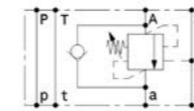
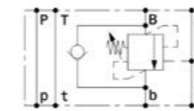


KPCV-06-B



KPCV-06-W

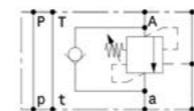
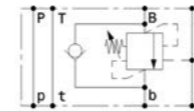
Ref.	Q (l/min.)	Type	⊙	€
VNKAN06000	60	KCV-6-A	315	82,52
VNKAN06000.2	60	KCV-6-P	315	82,52
VNKAN06000.3	60	KCV-6-T	315	82,52
VNKAN06000.1	60	KCV-6-B	315	82,68
VNKAN06001	60	KPCV-6-W	315	128,06
VNKAN06002	60	KPCV-6-A	315	117,12
VNKAN06003	60	KPCV-6-B	315	117,12
VNKAN10000	100	KCV-10-P	315	178,61
VNKAN10000.1	100	KCV-10-A	315	178,61
VNKAN10000.2	100	KCV-10-B	315	178,61
VNKAN10001	100	KPCV-10-W	315	184,84
VNKAN10002	100	KPCV-10-A	315	174,63
VNKAN10003	100	KPCV-10-B	315	174,63
VNKAN160001	200	KPCV-16-W	315	688,78
VNKAN250001	360	KPCV-25-W	315	807,53



OVERCENTER SIMPLE CETOP-3 (NG-6) 350 BAR

CETOP-3 NG-6 SINGLE OVERCENTER 350 BAR
VALVE D'ÉQUILIBRAGE SIMPLE CETOP-3 (NG-6) 350 BAR

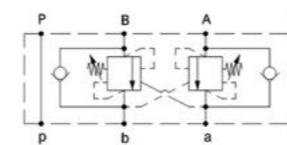
Ref.	Q (l/min)	Type	Rang.	In	€
VNKOV06001	35	KOVV-06-A-2	20...200	A	205,97
VNKOV06002	35	KOVV-06-A-3	35...350	A	205,97
VNKOV06003	35	KOVV-06-B-2	20...200	B	205,97
VNKOV06004	35	KOVV-06-B-3	35...350	B	205,97



OVERCENTER SIMPLE CETOP-5 (NG-10) 350 BAR

NG-10 SINGLE LOAD CONTROL VAL. CETOP-5 (350 BAR)
VALVE D'ÉQUILIBRAGE SIMPLE CETOP-5 (NG-10) 350 BAR

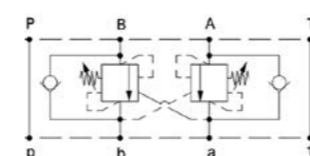
Ref.	Q (l/min)	Type	Rang.	In	€
HOR540003.8	80	OVCSEFC501	20...200	A	621,74
HOR540003.9	80	OVCSEFC502	35...350	A	621,74
HOR540003.10	80	OVCSEFC5B01	20...200	B	621,74
HOR540003.11	80	OVCSEFC5B02	35...350	B	621,74



OVERCENTER DOBLE CETOP-3 (NG-6) 350 BAR

DOUBLE LOAD CONTROL VALVE CETOP-3 (NG-6) 350 BAR
VALVE D'ÉQUILIBRAGE DOUBLE CETOP-3 (NG-6) 350 BAR

Ref.	Q (l/min)	Type	Rang.	€
VNKOV06005	35	KOVV-06-W-2	20...200	231,53
VNKOV06006	35	KOVV-06-W-3	35...350	231,53



OVERCENTER DOBLE CETOP-5 (NG-10) 350 BAR

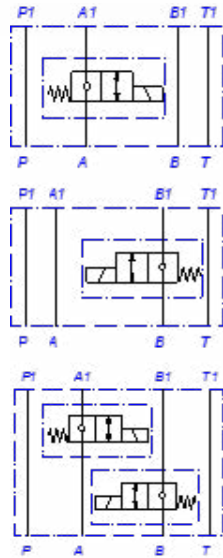
NG-10 DOUBLE LOAD CONTROL VAL. CTOP-5 350 BAR
VALVE D'ÉQUILIBRAGE DOUBLE CETOP-5 (NG-10) 350 BAR

Ref.	Q (l/min)	Type	Rang.	€
HOR540004.1	80	OVCDEFC501	20...200	685,31
HOR540004	80	OVCDEFC502	35...350	652,62

ANTIRRETORNO ELÉCTRICO VINCKE
VINCKE CETOP 3 ELECTRIC. CHECK VALVES
ANTI-RETOUR ÉLECTRIQUE CETOP 3 VINCKE



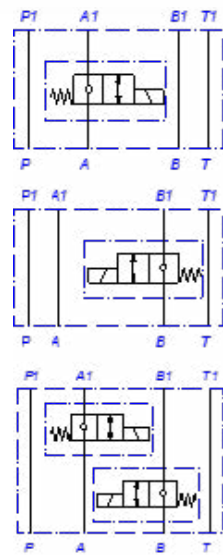
ANTIRRETORNO ELÉCTRICO CETOP 3
CETOP 3 ELECTRIC. CHECK VALVES
ANTI-RETOUR ÉLECTRIQUE CETOP 3



Ref.	Q (l/min.)	Type	Volt.	€
VNKAN06005	40	ECV-6-A	12 dc	130,40
VNKAN06006	40	ECV-6-A	24 dc	276,06
VNKAN06007	40	ECV-6-A	220 ac	276,06
VNKAN06008	40	ECV-6-A	110 ac	276,06
VNKAN06009	40	ECV-6-B	12 dc	276,06
VNKAN06010	40	ECV-6-B	24 dc	276,06
VNKAN06011	40	ECV-6-B	220 ac	276,06
VNKAN06012	40	ECV-6-B	110 dc	276,06
VNKAN06013	40	ECV-6-B-A	12 dc	397,40
VNKAN06014	40	ECV-6-B-A	24 dc	397,40
VNKAN06015	40	ECV-6-B-A	220 ac	397,40
VNKAN06016	40	ECV-6-B-A	110 ac	397,40




ANTIRRETORNO ELÉCTRICO CETOP 5
CETOP 5 ELECTRIC. CHECK VALVES
ANTI-RETOUR ÉLECT.CETOP 5

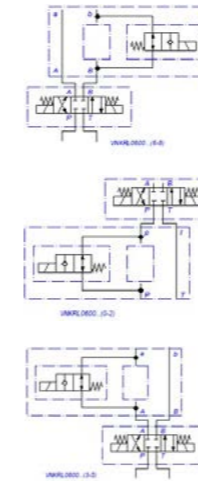


Ref.	Q (l/min.)	Type	Volt.	€
VNKAN10005	70	ECV-10-A	12 dc	601,43
VNKAN10006	70	ECV-10-A	24 dc	601,43
VNKAN10007	70	ECV-10-A	220 ac	1043,18
VNKAN10008	70	ECV-10-A	110 ac	601,43
VNKAN10009	70	ECV-10-B	12 dc	601,43
VNKAN10010	70	ECV-10-B	24 dc	601,43
VNKAN10011	70	ECV-10-B	220 ac	601,43
VNKAN10012	70	ECV-10-B	110 dc	601,43
VNKAN10013	70	ECV-10-A-B	12 dc	1043,18
VNKAN10014	70	ECV-10-A-B	24 dc	757,37
VNKAN10015	70	ECV-10-A-B	220 ac	757,37
VNKAN10016	70	ECV-10-A-B	110 ac	757,37


RÁPIDO LENTO CETOP VINCKE
VINCKE FAST-SLOW CETOP
RAPIDE-LENT CETOP VINCKE



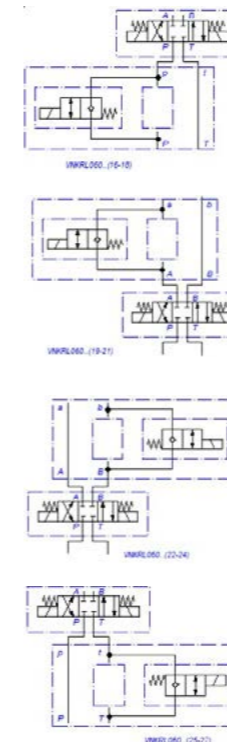
RÁPIDO LENTO NORMALMENTE ABIERTO CETOP SIN REGULADOR CAUDAL ISO 4401
FAST-SLOW NORMALLY OPEN CETOP WITHOUT FLOW REGULATOR ISO 4401
RAPIDE-LENT NORMALEMENT OUVERT CETOP SANS RÉGULATEUR DE DÉBIT ISO 4401



Ref.	Q (l/min.)	Type.	Volt.	€
VNKRL06000	40	FS-6-P	12 dc	373,79
VNKRL06001	40	FS-6-P	24 dc	373,79
VNKRL06002	40	FS-6-P	220 rac	373,79
VNKRL06003	40	FS-6-A	12 dc	373,79
VNKRL06004	40	FS-6-A	24 dc	373,79
VNKRL06005	40	FS-6-A	220 rac	373,79
VNKRL06006	40	FS-6-B	12 dc	373,79
VNKRL06007	40	FS-6-B	24 dc	373,79
VNKRL06008	40	FS-6-B	220 rac	373,79

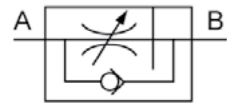


RÁPIDO LENTO NORMALMENTE CERRADO CETOP SIN REGULADOR CAUDAL ISO 4401
FAST-SLOW NORMALLY CLOSE CETOP WITHOUT FLOW REGULATOR ISO 4401
RAPIDE-LENT NORMALEMENT FERMÉ CETOP SANS RÉGULATEUR DE DÉBIT ISO 4401



Ref.	Q (l/min.)	Type	Volt.	€
VNKRL06016	40	FS-6-P	12 dc	1043,18
VNKRL06017	40	FS-6-P	24 dc	355,99
VNKRL06018	40	FS-6-P	220 rac	355,99
VNKRL06019	40	FS-6-A	12 dc	355,99
VNKRL06020	40	FS-6-A	24 dc	355,99
VNKRL06021	40	FS-6-A	220 rac	355,99
VNKRL06022	40	FS-6-B	12 dc	355,99
VNKRL06023	40	FS-6-B	24 dc	355,99
VNKRL06024	40	FS-6-B	220 rac	355,99
VNKRL06025	40	FS-6-T	12 dc	355,99
VNKRL06026	40	FS-6-T	24 dc	355,99
VNKRL06027	40	FS-6-T	220 rac	355,99

VÁLVULAS CONTROL DE PRESIÓN VINCKE
VINCKE PRESSURE CONTROL VALVES
VALVES CONTRÔLE DE PRESSION VINCKE

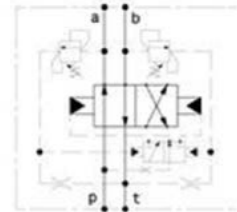


REGULADOR CAUDAL CETOP RÁPIDO LENTO ISO 4401


FLOW REGULATOR CETOP FAST-SLOW ISO 4401
RÉGULATEUR DE DÉBIT CETOP RAPIDE-LENT ISO 4401

Ref.	Q (l/min.)	Type	€
VNKRCL06001	2,5	KFRC-6	448,56
VNKRCL06001.1	6	KFRC-6	448,56
VNKRCL06002	10	KFRC-6	448,56
VNKRCL06003	16	KFRC-6	448,56
VNKRCL06004	25	KFRC-6	448,56
VNKRCL06005	32	KFRC-6	448,56

VÁLVULAS INVERSORAS POR PRESIÓN VINCKE
VINCKE AUTOMATIC DIRECTIONAL VALVE BY PRESSURE
VALVE INVERSEUSE PAR PRESSION VINCKE




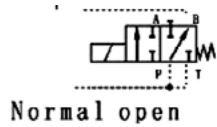
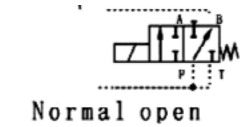
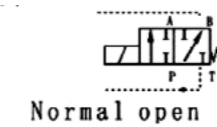
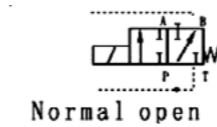
Ref.	Q (l/min.)	Type	Rang.	⊙	€
HOR560001	30	VDFC3 (NG-6)	40...250	250	464,26
HOR560002	70	VDFC5 (NG-10)	40...250	250	571,95



VÁLVULA LIMITADORA ELECTRICA DAM

ELECTRIC RELIEF VALVE DAM
VALVE MAX. ÉLECTRIQUE DAM

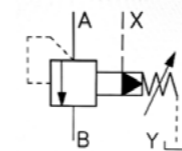
Ref.	Q (l/min.)	Type	Rang.	Volt.	€
VNK060001	250	DAM-10-B-1	6...100	24 dc	499,08
VNK060002	250	DAM-10-B-1	7...200	24 dc	499,08
VNK060003	250	DAM-10-B-1	8...315	24 dc	499,08
VNK060004	250	DAM-10-B-1	10...350	24 dc	499,08
VNK060010	500	DAM-20-B-1	8...315	24 dc	628,95



VALV. EXCLUSIÓN DIU

UNLOADING VALVE DIU
VALVE DE DÉCHARGE DIU

Ref.	Q (l/min.)	Type	Rang.	Volt.	€
VNK070001	60	DIU-10-B-1	10...100	24 dc	650,98
VNK070002	60	DIU-10-B-1	80...200	24 dc	650,98
VNK070003	60	DIU-10-B-1	160...315	24 dc	650,98
VNK070103	60	DIU-20-B-1	160...315	24 dc	855,22



PLACAS BASE VÁLVULA CONTROL DE PRESIÓN

SUBPLATES PRESSURE CONTROL VALVE
EMBASE POUR VALVE DE CONTRÔLE DE PRESSION

Ref.	⋯⋯⋯	⋯⋯⋯	Type	€
VNKBL1301	P 1/2	T 3/4	TN-10 DAM-DIU	162,49
VNKBL1302	P 1	T 1	TN-20 DAM-DIU	275,76



VÁLVULAS EN LÍNEA VINCKE VINCKE IN-LINE VALVES VALVES EN LIGNE VINCKE

Nuestra línea de válvulas hidráulicas ofrece soluciones precisas para el control eficiente del flujo y la presión en sistemas hidráulicos. Diseñadas para soportar las condiciones más exigentes, nuestras válvulas garantizan un rendimiento duradero y seguro.

Disponemos de una amplia variedad que incluye válvulas de control direccional, reguladoras de presión, y de caudal, adaptadas a múltiples aplicaciones industriales.

Confía en el respaldo técnico de Vincke para seleccionar la válvula que mejor se ajuste a tus necesidades.

Our line of hydraulic valves provides reliable and precise solutions for efficient flow and pressure control in hydraulic systems. Engineered to withstand the toughest conditions, our valves ensure durable and safe performance.

We offer a wide range including directional control valves, pressure relief valves, and flow control valves, suitable for various industrial applications.

Trust Vincke's technical expertise to help you choose the valve that best fits your needs.

Notre gamme de vannes hydrauliques offre des solutions fiables et précises pour un contrôle efficace du débit et de la pression dans les systèmes hydrauliques. Conçues pour résister aux conditions les plus exigeantes, nos vannes garantissent une performance durable et sécurisée.

Nous proposons une large variété comprenant des vannes de commande directionnelle, de régulation de pression et de débit, adaptées à de nombreuses applications industrielles.

Faites confiance à l'expertise technique de Vincke pour choisir la vanne la mieux adaptée à vos besoins.

01 ELECTROVÁLVULAS 2/2 VINCKE
VINCKE SOLENOIDS 2/2
ÉLECTRO-VALVES 2/2 VINCKE
PÁGINA 60

02 LIMITADORAS ACERO VINCKE
VINCKE RELIEF VALVES STEEL
LIMITEURS ACIER VINCKE
PÁGINA 62

03 ANTIRRETORNOS (EN LÍNEA) VINCKE
VINCKE CHECK VALVES (IN-LINE)
ANTI-RETOURS VINCKE (EN LIGNE)
PÁGINA 63

04 ANTIROTURA K-BV VINCKE
VINCKE K-BV HOSE BURST VALVES
PARACHUTES K-BV VINCKE
PÁGINA 65

05 REGULADOR CAUDAL VINCKE
VINCKE FLOW CONTROL
REGULATEURS DE DEBIT VINCKE
PÁGINA 66

06 OVERCENTER VINCKE
VINCKE LOAD CONTROL
VALVE D'EQUILIBRAGE VINCKE
PÁGINA 68

07 VALVULA SECUENCIA CUERPO ALUMINIO VINCKE
VINCKE SEQUENCE VALVES
STEEL BODY
VALVES SEQUENCE CORPS EN ACIER
PÁGINA 68

08 SELECTORAS CUERPO ACERO VINCKE
VINCKE SHUTTLE VALVES STEEL BODY
SELECTEURS CORPS EN ACIER VINCKE
PÁGINA 68

09 DESVIADORAS VINCKE
VINCKE DIRECTIONAL VALVES
DÉVIATEURS VINCKE
PÁGINA 69

10 FINAL CARRERA VINCKE
VINCKE ENDSTROKE
FIN DE COURSE VINCKE
PÁGINA 71

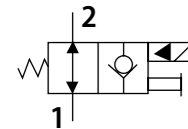
11 VALVULAS PARA MOTOR
MOTOR VALVES
VALVES POUR MOTEURS
PÁGINA 71

12 DISTRIBUIDORES ROTATIVOS
MANUAL ROTARY DIRECTIONAL
CONTROL VALVES
DISTRIBUTEURS Á MAIN ROTATIFS
PÁGINA 71

ELECTROVÁLVULAS 2/2 VINCKE

VINCKE SOLENOIDS 2/2

ÉLECTRO-VALVES 2/2 VINCKE

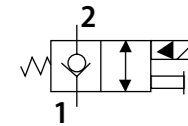


2/2 NORMALMENTE ABIERTAS CUERPO ALUMINIO

2/2 NORMALLY OPEN ALUMINIUM BODY

2/2 NORMALEMENT OUVERTES CORPS ALUMINIUM

Ref.		Q (l/min.)		Volt.	€
VNKL570120.1	3/8	40	280	12 dc	148,44
VNKL570119	3/8	40	280	24 dc	148,44
VNKL570120	3/8	40	280	220 rac	160,32
VNKL570120.7	1/2	70	250	12 dc	186,44
VNKL570120.8	1/2	70	250	24 dc	186,44
VNKL570120.85	1/2	70	250	220 rac	194,76

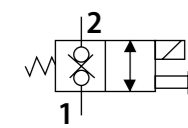


2/2 NORMALMENTE CERRADAS CUERPO ALUMINIO

2/2 NORMALLY CLOSED ALUMINIUM BODY

2/2 NORMALEMENT FERMÉES CORPS ALUMINIUM

Ref.		Q (l/min.)		Volt.	€
VNKL570104	3/8	40	280	12 dc	133,01
VNKL570103	3/8	40	280	24 dc	148,09
VNKL570105	3/8	40	280	220 rac	144,88
VNKL570109.2	1/2	70	250	12 dc	175,76
VNKL570109	1/2	70	250	24 dc	175,76
VNKL570110	1/2	70	250	220 rac	185,26

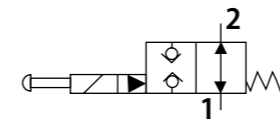


2/2 NORMALMENTE CERRADAS DOBLE ANTIRRETORNO CUERPO ALUMINIO

2/2 NORMALLY CLOSED DOUBLE LOCK VALVE ALUMINIUM BODY

2/2 NORMALEMENT FERMÉES DOUBLE ANTI-RETOUR CORPS ALUMINIUM

Ref.		Q (l/min.)		Volt.	€
VNKL570604	3/8	15	280	12 dc	168,33
VNKL570605	3/8	15	280	24 dc	168,33
VNKL570607	3/8	15	280	220 rac	172,94
VNKL570609	3/8	30	280	12 dc	210,73
VNKL570610	3/8	30	280	24 dc	210,73
VNKL570611	3/8	30	280	220 rac	232,58
VNKL570613	1/2	70	280	12 dc	292,62
VNKL570614	1/2	70	280	24 dc	249,98
VNKL570615	1/2	70	280	220 rac	271,89

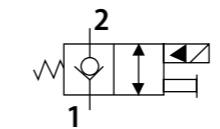
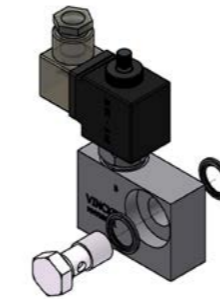


2/2 NORMALMENTE ABIERTAS DOBLE ANTIRRETORNO CUERPO ALUMINIO

2/2 NORMALLY DOUBLE LOCK VALVE ALUMINIUM BODY

2/2 NORMALEMENT OUVERTES DOUBLE ANTI-RETOUR CORPS ALUMINIUM

Ref.		Q (l/min.)		Volt.	€
VNKL570620	3/8	40	280	12 dc	219,00
VNKL570621	3/8	40	280	24 dc	219,00
VNKL570622	3/8	40	280	220 rac	240,91
VNKL570630	1/2	70	280	12 dc	296,02
VNKL570631	1/2	70	280	24 dc	296,02
VNKL570632	1/2	70	280	220 rac	314,64



2/2 NORMALMENTE CERRADAS CUERPO ALUMINIO BANJO

2/2 NORMALLY CLOSED ALUMINIUM BODY BANJO

2/2 NORMALEMENT FERMÉES CORPS ALUMINIUM BANJO

Ref.		Q (l/min.)		Volt.	€
VNKL570700	3/8	40	250	12dc	185,01
VNKL570701	3/8	40	250	24dc	185,01
VNKL570700	3/8	40	250	220rac	205,97

BOBINA

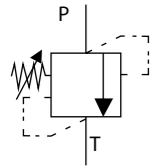
COIL

BOBINE



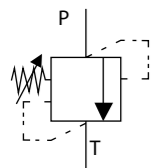
Ref.		Volt.	W	€
VNKPP050801	13	12 dc	18	12,42
VNKPP050802	13	24 dc	18	12,42
VNKPP050803	13	110 rac	18	32,77
VNKPP050804	13	220 rac	18	20,01
VNKPP050901	13	12 dc	22	34,08
VNKPP050902	13	24 dc	22	34,08
VNKPP050903	13	26 dc	22	53,90
VNKPP050904	13	110 rac	22	32,02
VNKPP050905	13	220 rac	22	34,08

LIMITADORAS ACERO VINCKE
VINCKE RELIEF VALVES STEEL BODY
LIMITEURS ACIER VINCKE



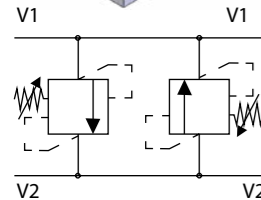
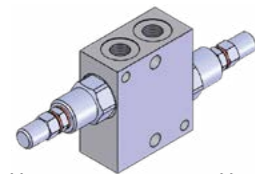
LIMITADORAS PANELABLES CON VOLANTE CUERPO ACERO
PANEL MOUNTING RELIEF VALVES STEEL BODY
LIMITEURS SUR PANNEAU AVEC VOLANT CORPS ACIER

Ref.	Ø	Q (l/min.)	Type	Rang.	⌚	€
VNKL010202	1/2	50	K-DRLVBH	10...80	350	403,65
VNKL010203	1/2	50	K-DRLVBH	60...160	350	403,65
VNKL010204	1/2	50	K-DRLVBH	10...280	350	403,65



LIMITADORAS CUERPO ACERO
RELIEF VALVES STEEL BODY
LIMITEURS CORPS ACIER

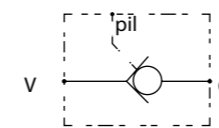
Ref.	Ø	Q (l/min.)	Type	Rang.	⌚	€
VNKL010002	3/8	40	K-DRLV-45	100...350	350	49,47
VNKL010004	1/2	70	K-DRLV-70	80...300	350	54,39
VNKL010005	3/4	100	K-DRLV-100	80...300	350	81,12
VNKL010006	1"	180	K-DRLV-100	80...300	350	174,04



LIMITADORA DOBLE CUERPO ACERO
DOUBLE RELIEF VALVES STEEL BODY
LIMITEUR DOUBLE CORPS ACIER

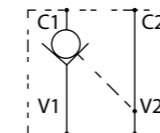
Ref.	Ø	Q (l/min.)	Type	Rang.	⌚	€
VNKL010102	3/8	45	K-DRLVD-45	80...300	350	91,20
VNKL010103	1/2	70	K-DRLVD-70	80...300	350	101,17

ANTIRRETORNOS (EN LÍNEA) VINCKE
VINCKE CHECK VALVES (IN-LINE)
ANTI-RETOURS (EN LIGNE) VINCKE



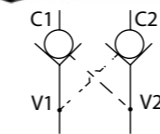
ANTIRRETORNOS SIMPLE PILOTAJE EXTERNO CUERPO ACERO
EXTERNAL PILOT OPERATED SINGLE CHECK VALVES STEEL BODY
ANTI-RETOURS SIMPLE PILOTAJE EXTERNE CORPS ACIER

Ref.	Ø	Q (l/min.)	Type	⌚	€
VNKL050001	1/4	20	K-SPCELV-14	350	61,75
VNKL050002	3/8	30	K-SPCELV-38	350	61,23
VNKL050003	1/2	45	K-SPCELV-12	350	69,35
VNKL050004	3/4	80	K-SPCELV-34	300	108,01



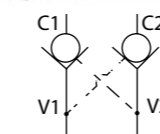
ANTIRRETORNO PILOTADO 90° SIMPLE CUERPO ACERO
SINGLE PILOT CHECK VALVE 90° STEEL VALVE
ANTI-RETOUR PILOTAJE 90° SIMPLE CORPS ACIER

Ref.	Ø	Q (l/min.)	Type	⌚	€
VNKL050201	1/4	20	K-SPCLV-14	350	41,21
VNKL050202	3/8	30	K-SPCLV-38	350	48,48
VNKL050203	1/2	50	K-SPCLV-12	300	67,49
VNKL050204	3/4	100	K-SPCLV-34	300	98,33



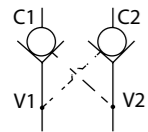
ANTIRRETORNOS DOBLE PILOTADO 90° CUERPO ACERO
90° DOUBLE PILOT OPERATED CHECK VALVES STEEL BODY
ANTI-RETOUR DOUBLE PILOTAJE 90° CORPS ACIER

Ref.	Ø	Q (l/min.)	Type	⌚	€
VNKL050101	1/4	20	K-DPCLV-14	350	42,75
VNKL050102	3/8	30	K-DPCLV-38	350	50,83
VNKL050103	1/2	50	K-DPCLV-12	300	60,58
VNKL050104	3/4	100	K-DPCLV-34	300	105,03



ANTIRRETORNOS DOBLE PIL. 90° DIN 2353 ACERO
90° DOU. PIL. OP. CHECK V. DIN 2353 STEEL B.
ANTI-RETOURS DOU. PIL. 90° DIN2353 ACIER

Ref.	Ø	Ø	Q (l/min.)	Type	⌚	€
VNKL050106	12L	1/4	20	K-DPCLV-14-12L	350	48,57
VNKL050107	12L	3/8	30	K-DPCLV-38-12L	350	48,57
VNKL050108	15L	1/2	50	K-DPCLV-12-15L	300	65,91



ANTIRRETORNO DOBLE PILOTADO CILINDRO
DOBLE PILOT OPERATED CHECK VALVE CILINDER
CLAPET DOUBLE PILOTÉ VÉRIN

Ref.	Ø	Q (l/min.)	Type	⊙	€
VNKL050210	1/4	20	K-DPCLV-F-14	300	75,08

ACCESORIOS ANTIRRETORNOS DOBLE PILOTADO 90° VINCKE
VINCKE DOUBLE PILOTED 90° ANTI-RETURN ACCESSORIES
ACCESSOIRES ANTI-RETOURS DOBLE PILOTAGE 90° VINCKE



ESFÉRICO TUBO
BANJO PIPE
TUBE BANJO

Ref.	Ø	Long.	Ø	€
VNKL050108.7	15L	40	1/4	7,13
VNKL050109	15L	100	1/4	8,16
VNKL050110	15L	300	1/4	11,16
VNKL050111	15L	500	1/4	15,06
VNKL050111.9	15L	40	3/8	4,66
VNKL050112	15L	100	3/8	7,76
VNKL050112.5	15L	200	3/8	9,88
VNKL050113	15L	300	3/8	12,32
VNKL050114	15L	500	3/8	16,92
VNKL050115	15L	100	1/2	16,56
VNKL050116	15L	300	1/2	18,94



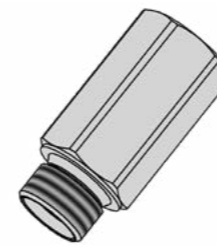
ESFÉRICO TUERCA DIN 2353
BANJO AND NUT DIN 2353
BAGUE ET ÉCROU DIN 2353

Ref.	Ø	Ø	Type	€
VNKL050117	12L	1/4	CORTO	10,70
VNKL050118	12L	3/8	CORTO	10,70
VNKL050119	15L	1/2	CORTO	17,08



VALV. CART. ANTIROTURA
HOSE BURST VALVE
VALVE PARACHUTE

Ref.	Ø	Q (l/min.)	Type	⊙	€
VNKL060101	1/4	25	K-BV-14	350	13,03
VNKL060102	3/8	50	K-BV-38	350	13,03
VNKL060103	1/2	80	K-BV-12	350	15,83
VNKL060104	3/4	150	K-BV-34	350	20,40



MANGUITO VÁLVULA MACHO-HEMBRA
VALVE BODY FEMALE-MALE
MANCHON VALVE MÂLE-FEMELLE

Ref.	Ø	Type	€
VNKL060204	1/4	K-BV-14 MF	6,71
VNKL060206	3/8	K-BV-38 MF	6,73
VNKL060208	1/2	K-BV-12 MF	9,73
VNKL060210	3/4	K-BV-34 MF	13,22



MANGUITO VÁLVULA HEMBRA-HEMBRA
VALVE BODY FEMALE-FEMALE
MANCHON VALVE FEMELLE-FEMELLE

Ref.	Ø	Type	€
VNKL060205	1/4	K-BV-14 FF	6,71
VNKL060207	3/8	K-BV-38 FF	6,41
VNKL060209	1/2	K-BV-12 FF	9,76

REGULADOR CAUDAL
FLOW CONTROL
RÉGULATEURS DE DÉBIT



REGULADOR CAUDAL POMO UNIDIRECCIONAL PANELABLE CUERPO ACERO
UNIDIRECTIONAL PANEL MOUNTING FLOW CONTROL VALVES STEEL BODY
RÉGULATEUR DE DÉBIT VOLANT UNIDIRECTIONNEL SUR PANNEAU CORPS ACIER

Ref.	Q (l/min.)	Type	€
VNKLV140301	15	DV-SC-14	37,95
VNKLV140302	30	DV-SC-38	37,95
VNKLV140303	50	DV-SC-12	50,83



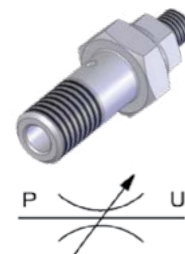
REGULADOR CAUDAL POMO BIDIRECCIONAL PANELABLE CUERPO ACERO
BIDIRECTIONAL PANEL MOUNTING FLOW CONTROL VALVES STEEL BODY
RÉGULATEUR DE DÉBIT VOLANT BIDIRECTIONNEL SUR PANNEAU CORPS ACIER

Ref.	Q (l/min.)	Type	€
VNKLV140311	15	DRV-SC-14	39,84
VNKLV140312	30	DRV-SC-38	39,84
VNKLV140313	50	DRV-SC-12	40,38



REGULADORES DE CAUDAL 2 VIAS COMPENSADO CUERPO ACERO
2-WAY COMPENSATED FLOW CONTROL VALVES STEEL BODY
RÉGULATEUR DE DÉBIT 2 VOIES COMPENSÉ CORPS ACIER

Ref.	Q (l/min.)	Type	€
VNKLV140401	10	K-CFRLV-14	89,07
VNKLV140402	20	K-CFRLV-38	92,63
VNKLV140403	45	K-CFRLV-12	126,95



REG. CAUDAL TORNILLO ROSCADO BIDIRECCIONAL
BIDIRECTIONAL FLOW CONTROL SCREW BOLT
RÉGULATEUR DE DÉBIT TARAUDÉ BIDIRECTIONNEL

Ref.	Type	€
VNKLV140501	K-CFBLV-14	8,91
VNKLV140502	K-CFBLV-38	11,76
VNKLV140503	K-CFBLV-12	13,85



REGULADORES DE CAUDAL PIÑA BIDIRECCIONAL
BIDIRECTIONAL FLOW CONTROL VALVES
RÉGULATEURS DE DÉBIT À MOLETTE BIDIRECTIONNEL

Ref.	Q (l/min.)	Type	€
VNKLV140101	15	K-FRLV-BHX-14	34,44
VNKLV140102	35	K-FRLV-BHX-38	36,58
VNKLV140103	45	K-FRLV-BHX-12	42,95
VNKLV140104	80	K-FRLV-BHX-34	61,28



REGULADORES DE CAUDAL PIÑA UNIDIRECCIONAL CUERPO ACERO
UNIDIRECTIONAL FLOW CONTROL VALVES STEEL BODY
RÉGULATEURS DE DÉBIT À MOLETTE UNIDIRECTIONNEL CORPS ACIER

Ref.	Q (l/min.)	Type	€
VNKLV140201	15	K-FRLV-UHX-14	35,88
VNKLV140202	35	K-FRLV-UHX-38	38,38
VNKLV140203	45	K-FRLV-UHX-12	42,95
VNKLV140204	80	K-FRLV-UHX-34	61,28



REGULADORES DE CAUDAL POMO BIDIRECCIONAL CUERPO ACERO
BIDIRECTIONAL PANEL MOUNTING FLOW CONTROL VALVES STEEL BODY
RÉGULATEURS DE DÉBIT VOLANT BIDIRECTIONNEL CORPS ACIER

Ref.	Q (l/min.)	Type	€
VNKLV140008	40	DV-8	35,96
VNKLV140009	60	DV-10	37,21
VNKLV140010	85	DV-12	39,25
VNKLV140011	175	DV-16	68,13
VNKLV140012	200	DV-20	133,72
VNKLV140013	300	DV-25	215,28



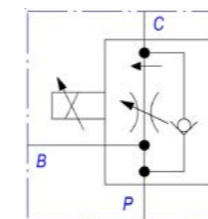
REGULADORES DE CAUDAL POMO UNIDIRECCIONAL CUERPO ACERO
UNIDIRECTIONAL PANEL MOUNTING FLOW CONTROL VALVES STEEL BODY
RÉGULATEURS DE DÉBIT VOLANT UNIDIRECTIONNEL CORPS ACIER

Ref.	Q (l/min.)	Type	€
VNKLV140001	60	DRV-8	39,53
VNKLV140002	75	DRV-10	40,88
VNKLV140003	140	DRV-12	43,14
VNKLV140004	175	DRV-16	74,95
VNKLV140005	200	DRV-20	147,03
VNKLV140006	300	DRV-25	170,34
VNKLV140007	400	DRV-30	409,86

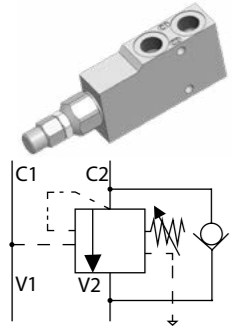


REGULADOR CAUDAL 3 VIAS PROPORCIONAL
PROPORTIONAL FLOW REGULATOR 3 WAYS
RÉGULATEUR DE DÉBIT PROPORTIONNEL 3 VOIES

Ref.	Q (l/min.)	Type	€
VNKLV140601	110/60	K-PFRLV-12	989,23

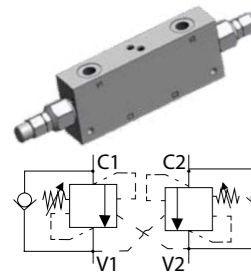


**OVERCENTER
LOAD CONTROL
VALVE D'ÉQUILIBRAGE**



OVERCENTER SIMPLE PILOTAJE INTERNO CUERPO ACERO
LOAD CONTROL SINGLE INTERNAL PILOT STEEL BODY
VALVE D'ÉQUILIBRAGE SIMPLE PILOTAJE INTERNE CORPS EN ACIER

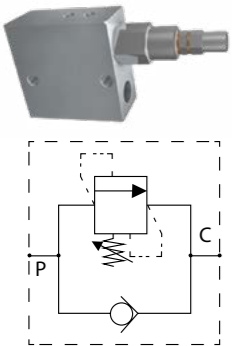
Ref.	Port	Q (l/min.)	Type	Pressure	€
VNKL0200002	3/8	40	K-OVCSLV-38	350	133,95
VNKL0200003	1/2	60	K-OVCSLV-12	350	138,48



OVERCENTER DOBLE PILOTAJE INTERNO CUERPO ACERO
LOAD CONTROL DOUBLE INTERNAL PILOT STEEL BODY
VALVE D'ÉQUILIBRAGE DOUBLE PILOTAJE INTERNE CORPS EN ACIER

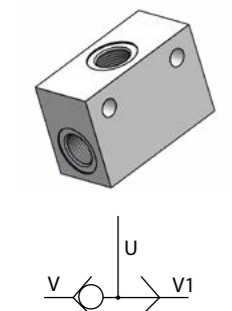
Ref.	Port	Q (l/min.)	Type	Pressure	€
VNKL0200102	3/8	40	K-OVCDLV-38	350	161,15
VNKL0200103	1/2	60	K-OVCDLV-12	350	172,91

VÁLVULA SECUENCIA CUERPO ALUMINIO VINCKE
VINCKE SEQUENCE VALVES ALUMINIUM BODY
VALVE SÉQUENCE CORPS ALUMINIUM




Ref.	Port	Q (l/min.)	Type	Rang.	Pressure	€
VNKL0300002	3/8	40	K-SQLV-38	50...210	350	60,71
VNKL0300003	1/2	40	K-SQLV-12	50...210	350	79,45

SELECTORAS CUERPO ACERO VINCKE
VINCKE SHUTTLE VALVES STEEL BODY
SÉLECTRICES CORPS ACIER VINCKE



Ref.	Port	Q (l/min.)	Type	Pressure	€
VNKL2301014	1/4	20	K-SHLV-14	350	30,88
VNKL2301038	3/8	40	K-SHLV-38	350	33,25
VNKL2301012	1/2	60	K-SHLV-12	320	35,63

DESVIADORAS VINCKE
VINCKE DIRECTIONAL VALVES
DÉVIATEURS VINCKE



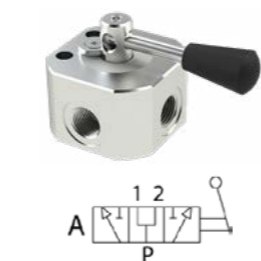
DESVIADORAS MANUALES 3 VIAS MEDIA PRESIÓN CUERPO ACERO
3-WAY MEDIUM PRESSURE DIVIDERS VALVES STEEL BODY
DÉVIATEURS MANUELS 3 VOIES MOYENNE PRESSION CORPS ACIER

Ref.	Port	Q (l/min.)	Type	Pressure	€
VNK1305001	1/4	40	DDF3140A	300	66,65
VNK1305002	3/8	60	DDF3380A	300	71,00
VNK1305003	1/2	90	DDF3120A	250	83,07
VNK1305004	3/4	120	DDF3340A	220	102,21
VNK1305005	1"	200	DDF3100A	220	135,23



DESVIADORAS MANUALES 6 VIAS MEDIA PRESIÓN CUERPO ACERO
6-WAY MEDIUM PRESSURE DIVIDERS VALVES STEEL BODY
DÉVIATEURS MANUELS 6 VOIES MOYENNE PRESSION CORPS ACIER

Ref.	Port	Q (l/min.)	Type	Pressure	€
VNK1307001	1/4	40	DDF6140A	300	195,17
VNK1307002	3/8	60	DDF6380A	300	195,17
VNK1307003	1/2	90	DDF6120A	250	268,11
VNK1307004	3/4	120	DDF6340A	220	269,25
VNK1307005	1"	200	DDF6100A	220	387,38



DESVIADORAS MANUALES 3 VIAS ALTA PRESIÓN CUERPO ACERO
3-WAY HIGH PRESSURE DIVIDERS VALVES STEEL BODY
DÉVIATEURS MANUELS 3 VOIES HAUTE PRESSION CORPS ACIER

Ref.	Port	Q (l/min.)	Type	Pressure	€
VNK1306104	1/4	40	DDFA3140A	400	94,66
VNK1306106	3/8	60	DDFA3380A	400	94,66
VNK1306108	1/2	90	DDFA3120A	350	94,66
VNK1306112	3/4	120	DDFA3340A	350	121,72

DESVIADORAS 3/8 250 BAR (315 BAR CON DRENAJE)

DIRECTIONAL VALVES 3/8 250 BAR (315 BAR WITH DRAIN)
DÉVIATEURS 3/8 250 BAR (315 BAR AVEC DRAINAGE)

Ref.	Q (l/min.)	Type	Elem. Nr.	Volt.	€
VNK130201	50	VNK-6/2-6	1	12 dc	162,96
VNK130202	50	VNK-6/2-6	2	12 dc	325,94
VNK130203	50	VNK-6/2-6	3	12 dc	488,90
VNK130204	50	VNK-6/2-6	4	12 dc	651,85
VNK130205	50	VNK-6/2-6	5	12 dc	814,82
VNK130206	50	VNK-6/2-6	1	24 dc	162,96
VNK130207	50	VNK-6/2-6	2	24 dc	325,94
VNK130208	50	VNK-6/2-6	3	24 dc	488,90
VNK130209	50	VNK-6/2-6	4	24 dc	651,85
VNK130210	50	VNK-6/2-6	5	24 dc	814,82

DESVIADORAS 1/2 210 BAR

DIRECTIONAL VALVES 1/2 210 BAR
DÉVIATEURS 1/2 210 BAR

Ref.	Q (l/min.)	Type	Elem. Nr.	Volt.	€
VNK130211	60	1-SVV 6/2-G-12dc	1	12 dc	280,69
VNK130212	60	2-SVV 6/2-G-12dc	2	12 dc	561,38
VNK130213	60	3-SVV 6/2-G-12dc	3	12 dc	842,08
VNK130214	60	1-SVV 6/2-G-24dc	1	24 dc	280,69
VNK130215	60	2-SVV 6/2-G-24dc	2	24 dc	561,38
VNK130216	60	3-SVV 6/2-G-24dc	3	24 dc	842,08

JOYSTICK TIPO COBRA SIN CABLE

JOYSTICK TYPE COBRA WITHOUT CABLE
POIGNÉE DE COMMANDE COBRA SANS CÂBLE

Ref.	Type	€
VNKJMC001	1	96,73
VNKJMC002	2	108,65
VNKJMC003	3	111,43
VNKJMC004	4	141,97

JOYSTICK CON CABLE

JOYSTICK WITH CABLE
POIGNÉE DE COMMAND AVEC CÂBLE

Ref.	Type	€
VNK130401	1	68,99
VNK130402	2	74,52

**FINAL CARRERA
VINCKE ENDSTROKE
FIN DE COURSE**

Ref.	Q (l/min.)	Type	€
VNKLV250502	3/8	K-ES-38	114,60

**VÁLVULAS PARA MOTOR
MOTOR VALVES
VALVES POUR MOTEURS**

LIMITADORAS MOTOR VNKP/VNKR

RELIEF VALVES MOTOR VNKP/VNKR
LIMITEURS MOTEUR VNKP/VNKR

Ref.	Q (l/min.)	Type	Rang.	€
VNKLV010215	70	K-FPR-DRLVD	50...250	111,26

**DISTRIBUIDORES ROTATIVOS
MANUAL ROTARY DIRECTIONAL CONTROL VALVES
DISTRIBUTEURS À MAIN ROTATIFS**

DISTRIBUIDORES ROTATIVOS ALUMINIO MOTOR VNKP/VNKR

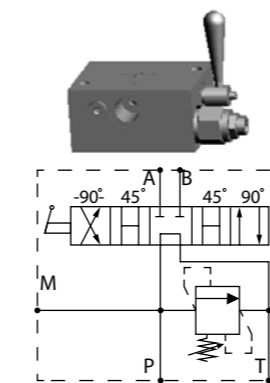
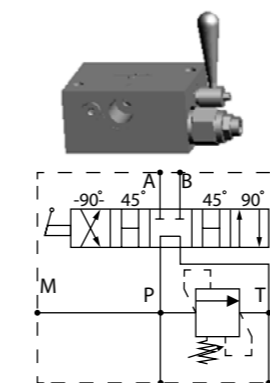

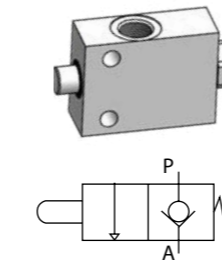
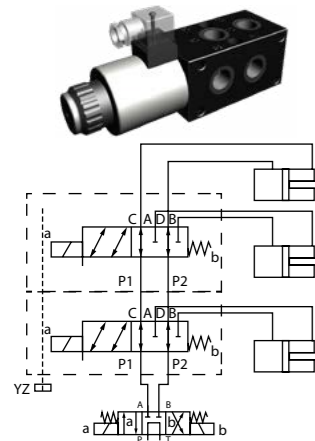
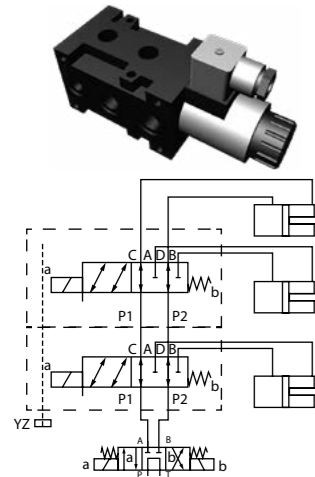
ALUMINIUM MANUAL ROTARY DIRECTIONAL CONTROL VALVES MOTOR VNKP/VNKR
DISTRIBUTEURS À MAIN ROTATIFS ALUMINIUM MOTEUR VNKP/VNKR

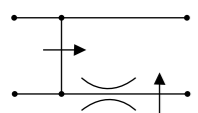
Ref.	Q (l/min.)	Type	Rang.	€
VNKLV150101	70	RMV-A-P-R-250	85...250	263,93

DISTRIBUIDORES ROTATIVOS LATON MOTOR VNKP/VNKR

BRASS MANUAL ROTARY DIRECTIONAL CONTROL VALVES MOTOR VNKP/VNKR
DISTRIBUTEURS À MAIN ROTATIFS LATON MOTEUR VNKP/VNKR

Ref.	Q (l/min.)	Type	Rang.	€
VNKLV150101	70	RMV-B-P-R-250	85...250	326,03





REGULADORES DE CAUDAL 3 VIAS VNKP/R

VNKP/R 3-WAY FLOW CONTROL VALVES
REGULATEUR DE DÉBIT 3 VOIES VNKP/R

Ref.		Q (l/min.)	Type	€
VNKL140701	1/2	45	K-FPR-RFP90	401,32
VNKL140702	1/2	45	BY-PASS-K-FPR-RFP90	473,24



LIMITADORA DOBLE PARA MOTOR VNK-K-FPR-DRLV-RFA-16

DOUBLE RELIEF VALVES MOTOR VNK-K-FPR-DRLV-RFA-16
DOUBLE LIMITEURS POUR MOTEUR VNK-K-FPR-DRLV-RFA-16

Ref.		Q (l/min.)	Type	€
VNKL010701	1/2	45	K-DRLV-PR	501



LIMITADORA DOBLE PARA MOTOR VNK-K-FS-DRLV-RFA-16

DOUBLE RELIEF VALVES MOTOR VNK-K-FS-DRLV-RFA-16
DOUBLE LIMITEURS POUR MOTEUR VNK-K-FS-DRLV-RFA-16


Ref.		Q (l/min.)	Type	€
VNKL010702	1/2	65	K-DRLV-S	533



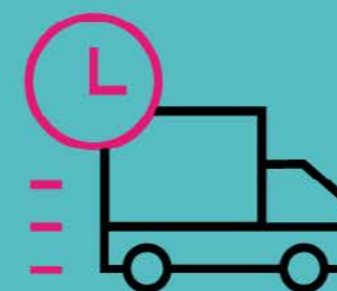

INNOVACIÓN
INNOVATION
INNOVATION



CALIDAD/PRECIO
QUALITY/PRICE
QUALITÉ/PRIX




CALIDAD
QUALITY
QUALITÉ




**PROXIMIDAD Y
RAPIDEZ**
PROXIMITY AND
SPEED
PROXIMITÉ ET
RAPIDITE



AMPLIA GAMA
WIDE RANGE
LARGE GAMME



LOGISTICA
LOGISTICS
LOGISTIQUE



DISTRIBUIDORES MONOBLOC VINCKE

VINCKE MONOBLOCK DIRECTIONAL CONTROL VALVES *DISTRIBUTEURS MONOBLOCS VINCKE*

En Vincke, nuestras válvulas de control hidráulico están diseñadas para iniciar o detener con precisión el flujo de fluido hacia cilindros o motores hidráulicos. Pueden ser accionadas manualmente o mediante solenoide, según la aplicación. La cantidad de actuadores que una válvula puede controlar depende del número de secciones (spools) incorporadas. Los caudales indicados corresponden al máximo permitido en litros por minuto, garantizando eficiencia y seguridad en cada operación.

Confía en el respaldo técnico de Vincke para seleccionar el distribuidor que mejor se ajuste a tus necesidades.

At Vincke, our hydraulic control valves are designed to accurately start or stop fluid flow to hydraulic cylinders or motors. They can be operated manually or via solenoid, depending on the application.

The number of actuators a valve can control depends on the number of spools integrated into the valve. The listed flow rates indicate the maximum allowed in liters per minute, ensuring efficiency and safety in every operation.

Trust Vincke's technical expertise to help you select the control valve that best fits your needs.

Chez Vincke, nos distributeurs hydrauliques sont conçus pour démarrer ou arrêter avec précision le flux de fluide vers les vérins ou moteurs hydrauliques. Ils peuvent être actionnés manuellement ou par électrovanne, selon l'application.

Le nombre d'actionneurs qu'un distributeur peut contrôler dépend du nombre de tiroirs intégrés. Les débits indiqués correspondent au maximum autorisé en litres par minute, garantissant efficacité et sécurité à chaque utilisation.

Faites confiance à l'expertise technique de Vincke pour choisir le distributeur le mieux adapté à vos besoins.

01 DISTRIBUIDORES MONOBLOC MANUALES VINCKE
VINCKE MANUAL MONOBLOCK DIRECTIONAL CONTROL VALVES
DISTRIBUTEURS MONOBLOCS A MAIN VINCKE
PÁGINA 76

02 DISTRIBUIDOR MONOBLOC NEUMÁTICOS MANUALES ON-OFF VINCKE
VINCKE MANUAL PNEUMATIC MONOBLOCK DIRECTIONAL CONTROL VALVES ON-OFF VINCKE
DISTRIBUTEUR MONOBLOC PNEUMATIQUE A MAIN ON-OFF VINCKE
PÁGINA 78

03 DISTRIBUIDORES MONOBLOC ELÉCTRICOS VINCKE
VINCKE ELECTRICAL MONOBLOCK DIRECTIONAL CONTROL VALVES
DISTRIBUTEURS MONOBLOCS ELECTRIQUES VINCKE
PÁGINA 79

04 DIST. MONOB. RAJADORAS LEÑA VINCKE
VINCKE LOG SPLITTER MONB. DIREC. CONT. VALVE
DIST. MONOB. FENDEUSE BÛCHES VINCKE
PÁGINA 80

05 ACCESORIOS DISTRIBUIDORES VINCKE
VINCKE DIRECTIONAL CONTROL VALVES ACCESORIES
ACCESSOIRES POUR DISTRIBUTEURS MONOBLOCS
PÁGINA 80

06 DISTRIBUIDORES ROTATIVO MANUAL VINCKE
VINCKE MANUAL ROTARY DIREC. CONT. VALVE
DISTRIBUTEURS ROTATIFS À MAIN VINCKE
PÁGINA 80

DISTRIBUIDORES MONOBLOC MANUALES VINCKE
VINCKE MANUAL MONOBLOCK DIRECTIONAL CONTROL VALVES
DISTRIBUTEURS MONOBLOCS MANUELS VINCKE



DISTRIBUIDOR MONOBLOC MANUAL D/E 3/8 40 L/M
MANUAL MONOBLOCK DIRECTIONAL CONTROL VALVES D/A 3/8 40 L/M
DISTRIBUTEUR MONOBLOC À MAIN D/E 3/8 40 L/M

Ref.			Type	Elem. Nr.		€
VNK210001	P T 1/2	A B 3/8	Z50	1	250	153,26
VNK210002	P T 1/2	A B 3/8	Z50	2	250	229,88
VNK210003	P T 1/2	A B 3/8	Z50	3	250	314,21
VNK210004	P T 1/2	A B 3/8	Z50	4	250	398,49
VNK210005	P T 1/2	A B 3/8	Z50	5	250	490,47
VNK210006	P T 1/2	A B 3/8	Z50	6	250	574,75
VNK210007	P T 1/2	A B 3/8	Z50	7	250	666,72



DISTRIB. MONOBLOC MANUAL S/E SALIDA A
MANUAL MONOB. DIREC. CONTROL VALVES D/A PORT A
DISTRIBUTEUR MONOBLOC À MAIN S/E SORTIE A

Ref.			Type	Elem. Nr.		€
VNK210001.1	P T 1/2	A B 3/8	Z50 s/effec. -acting	1	250	162,05
VNK220001.4	P 1/2 T 3/4	A B 1/2	Z80 s/effect -acting	1	250	245,30



DISTRIB. MONOBLOC MANUAL S/E SALIDA B
MANUAL MONOB. DIREC. CONTROL VALVES D/A PORT B
DISTRIBUTEUR MONOBLOC À MAIN S/E SORTIE B

Ref.			Type	Elem. Nr.		€
VNK210001.2	P T 1/2	A B 3/8	Z50 s/effec. -acting	1	250	162,05
VNK220001.5	P 1/2 T 3/4	A B 1/2	Z80 s/effect -acting	1	250	245,30



DISTRIBUIDOR MONOBLOC MANUAL D/E 1/2 80 L/M
MANUAL MONOBLOCK DIRECTIONAL CONTROL VALVES D/A 1/2 80 L/M
DISTRIBUTEUR MONOBLOC À MAIN D/E 1/2 80 L/M

Ref.			Type	Elem. Nr.		€
VNK220001	P 1/2 T 3/4	A B 1/2	Z80	1	210	237,57
VNK220002	P 1/2 T 3/4	A B 1/2	Z80	2	210	352,53
VNK220003	P 1/2 T 3/4	A B 1/2	Z80	3	210	482,80
VNK220004	P 1/2 T 3/4	A B 1/2	Z80	4	210	597,76
VNK220005	P 1/2 T 3/4	A B 1/2	Z80	5	210	728,04
VNK220006	P 1/2 T 3/4	A B 1/2	Z80	6	210	881,29



DISTRIBUIDOR MONOBLOC MANUAL DE 1 120 L/M
MANUAL MONOBLOCK DIRECTIONAL CONTROL VALVES 1 120 L/M
DISTRIBUTEUR MONOBLOC À MAIN D/E 1 120 L/M

Ref.			Type	Elem. Nr.		€
VNK230001	P T 1"	A B 1"	P120	1	210	498,12
VNK230002	P T 1"	A B 1"	P120	2	210	689,70
VNK230003	P T 1"	A B 1"	P120	3	210	919,62
VNK230004	P T 1"	A B 1"	P120	4	210	1149,51

DISTRIBUIDOR MONOBLOC NEUMATICOS MANUALES ON-OFF VINCKE
VINCKE MANUAL PNEUMATIC MONOBLOCK DIRECTIONAL CONTROL VALVES ON-OFF
DISTRIBUTEUR MONOBLOC PNEUMATIQUE À MAIN ON-OFF VINCKE



DISTRIBUIDOR MONOBLOC NEUMATICO MANUAL 3/8 40 L/M ON-OFF
MANUAL PNEUMATIC MONOBLOCK DIRECTIONAL CONTROL VALVE 3/8 40 L/M ON-OFF
DISTRIBUTEUR MONOBLOC PNEUMATIQUE À MAIN 3/8 40 L/M ON-OFF

Ref.			Type	Elem. Nr.		€
VNK210101	P T 1/2	A B 3/8	P40	1	250	268,23
VNK210102	P T 1/2	A B 3/8	P40	2	250	457,60
VNK210103	P T 1/2	A B 3/8	P40	3	250	655,80
VNK210104	P T 1/2	A B 3/8	P40	4	250	853,97
VNK210105	P T 1/2	A B 3/8	P40	5	250	1059,81
VNK210106	P T 1/2	A B 3/8	P40	6	250	1257,97
VNK210107	P T 1/2	A B 3/8	P40	7	250	1463,66

DISTRIBUIDOR MONOBLOC NEUMATICO MANUAL 1/2 80 L/M ON-OFF
MANUAL PNEUMATIC MONOBLOCK DIRECTIONAL CONTROL VALVE 1/2 80 L/M ON-OFF
DISTRIBUTEUR MONOBLOC PNEUMATIQUE À MAIN 1/2 80 L/M ON-OFF



Ref.			Type	Elem. Nr.		€
VNK220101	P 1/2 T 3/4	A B 1/2	P80	1	250	354,64
VNK220102	P 1/2 T 3/4	A B 1/2	P80	2	250	586,67
VNK220103	P 1/2 T 3/4	A B 1/2	P80	3	250	834,00
VNK220104	P 1/2 T 3/4	A B 1/2	P80	4	250	1066,04
VNK220105	P 1/2 T 3/4	A B 1/2	P80	5	250	1277,09
VNK220106	P 1/2 T 3/4	A B 1/2	P80	6	250	1583,69

DISTRIBUIDOR MONOBLOC NEUMATICO MANUAL 1 120 L/M ON-OFF
MANUAL PNEUMATIC MONOBLOCK DIRECTIONAL CONTROL VALVE 1 120 L/M ON-OFF
DISTRIBUTEUR MONOBLOC PNEUMATIQUE À MAIN 1 120 L/M ON-OFF



Ref.			Type	Elem. Nr.		€
VNK230101	P T 1"	A B 1"	P120	1	250	628,41
VNK230102	P T 1"	A B 1"	P120	2	250	819,97
VNK230103	P T 1"	A B 1"	P120	3	250	1049,90
VNK230104	P T 1"	A B 1"	P120	4	250	1279,79

DISTRIBUIDORES MONOBLOC ELÉCTRICOS VINCKE
VINCKE ELECTRICAL MONOBLOCK DIRECTIONAL CONTROL VALVES
DISTRIBUTEURS MONOBLOCS ÉLECTRIQUES VINCKE



DISTRIBUIDOR MONOBLOC ELÉCTRICO 3/8 40 L/M
ELECTRICAL MONOBLOCK DIRECTIONAL CONTROL VALVE 3/8 40 L/M
DISTRIBUTEUR MONOBLOC ÉLECTRIQUE 3/8 40 L/M

Ref.			Type		Volt.	€
VNK210201	P T 1/2	A B 3/8	Z50	250	12 dc	390,83
VNK210202	P T 1/2	A B 3/8	Z50	250	12 dc	666,72
VNK210203	P T 1/2	A B 3/8	Z50	250	12 dc	980,92
VNK210204	P T 1/2	A B 3/8	Z50	250	12 dc	1295,14
VNK210205	P T 1/2	A B 3/8	Z50	250	12 dc	1609,32
VNK210206	P T 1/2	A B 3/8	Z50	250	12 dc	1923,52
VNK210207	P T 1/2	A B 3/8	Z50	250	12 dc	2237,74
VNK210208	P T 1/2	A B 3/8	Z50	250	24 dc	390,83
VNK210209	P T 1/2	A B 3/8	Z50	250	24 dc	666,72
VNK210210	P T 1/2	A B 3/8	Z50	250	24 dc	980,92
VNK210211	P T 1/2	A B 3/8	Z50	250	24 dc	1295,14
VNK210212	P T 1/2	A B 3/8	Z50	250	24 dc	1609,32
VNK210213	P T 1/2	A B 3/8	Z50	250	24 dc	1923,52
VNK210214	P T 1/2	A B 3/8	Z50	250	24 dc	2237,74



DISTRIBUIDOR MONOBLOC ELÉCTRICO 1/2 80 L/M
ELECTRICAL MONOBLOCK DIRECTIONAL CONTROL VALVE 1/2 80 L/M
DISTRIBUTEUR MONOBLOC ÉLECTRIQUE 1/2 80 L/M

Ref.			Type		Volt.	€
VNK220201	P 1/2 T 3/4	A B 1/2	Z80	250	12 dc	532,12
VNK220202	P 1/2 T 3/4	A B 1/2	Z80	250	12 dc	882,14
VNK220203	P 1/2 T 3/4	A B 1/2	Z80	250	12 dc	1255,67
VNK220204	P 1/2 T 3/4	A B 1/2	Z80	250	12 dc	1621,23
VNK220205	P 1/2 T 3/4	A B 1/2	Z80	250	12 dc	2026,54
VNK220206	P 1/2 T 3/4	A B 1/2	Z80	250	12 dc	2431,86
VNK220211	P 1/2 T 3/4	A B 1/2	Z80	250	24 dc	532,12
VNK220212	P 1/2 T 3/4	A B 1/2	Z80	250	24 dc	882,14
VNK220213	P 1/2 T 3/4	A B 1/2	Z80	250	24 dc	1255,67
VNK220214	P 1/2 T 3/4	A B 1/2	Z80	250	24 dc	1621,23
VNK220215	P 1/2 T 3/4	A B 1/2	Z80	250	24 dc	2026,54
VNK220216	P 1/2 T 3/4	A B 1/2	Z80	250	24 dc	2431,86

DIST. MONOB. RAJADORAS LEÑA
LOG SPLITTER MONB. DIREC. CONT. VALVE
DISTRIBUTEUR MONOBLOC FENDEUSE BÛCHES



Ref.		Q (l/min.)	Type	Elem. Nr.		€
VNK210400	3/8	35	P35A25	1	250	178,82
VNK220400	1/2	50	Z50A25	1	250	185,96
VNK220401	1/2	80	Z80A25	1	250	264,33
VNK220402	1/2	80	P80	1+1	250	317,14
VNK230400	1"	120	P120A25	1	250	516,51

ACCESORIOS DISTRIBUIDORES VINCKE
VINCKE DIRECTIONAL CONTROL VALVES ACCESSORIES
ACCESOIRES DISTRIBUTEURS VINCKE




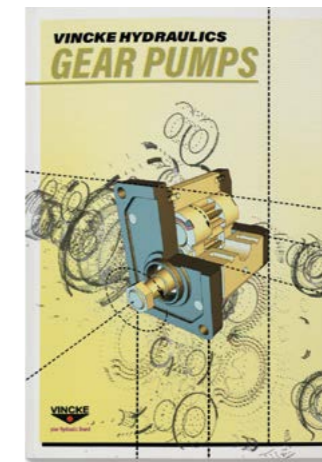


Ref.	Type	€
VNK210143	P40 TAPON C.C	10,71
VNK210144	P40 CARRY-OVER	16,16
VNK210145	P40 Juntas/Seals/Joints	13,82
VNK220148	P80 TAPON C.C	10,36
VNK220149	P80 CARRY-OVER	16,24
VNK220150	P80 Juntas/Seals/Joints	18,03
VNK230153	P120 TAPON C.C	12,69
VNK230154	P120 CARRY-OVER	15,37
VNK230155	P120 Juntas/Seals/Joints	18,57

DIST. ROTATIVO MANUAL
MANUAL ROTARY DIREC. CONT. VALVE
DISTRIBUTEURS ROTATIFS MANUELS



Ref.		Q (l/min.)	Type	Elem. Nr.		€
VNK210500	3/8	40	DISTRIBUIDOR 40	1	250	222,78
VNK220500	1/2	80	DISTRIBUIDOR 80	1	250	322,84

ENCUENTRA NUESTROS PRODUCTOS AQUÍ
FIND OUR PRODUCTS HERE
TROUVEZ NOS PRODUITS ICI



EN NUESTRA PÁGINA WEB PODRÁS ENCONTRAR TODA NUESTRA GAMA DE CATÁLOGOS.
ON OUR WEBSITE YOU CAN FIND OUR FULL RANGE OF CATALOGUES.
SUR NOTRE SITE WEB, VOUS POUVEZ TROUVER NOTRE GAMME COMPLÈTE DE CATALOGUES.

www.vinckehydraulics.com



MOTORES HIDRÁULICOS VINCKE

VINCKE HYDRAULIC MOTORS

MOTEURS HIDRAULIQUES VINCKE

Motores hidráulicos orbitales Vincke
Los motores hidráulicos orbitales Vincke se destacan por su eficiencia, robustez y rendimiento excepcional en aplicaciones industriales exigentes. Diseñados para ofrecer un par alto y un funcionamiento suave, son ideales para equipos móviles, maquinaria agrícola, y sistemas hidráulicos industriales.

Gracias a su construcción de alta calidad y materiales resistentes, garantizan una larga vida útil incluso en condiciones severas de trabajo.

Vincke orbital hydraulic motors stand out for their efficiency, robustness, and outstanding performance in demanding industrial applications.

Designed to provide high torque and smooth operation, they are ideal for mobile equipment, agricultural machinery, and industrial hydraulic systems.

Thanks to their high-quality construction and durable materials, they ensure a long service life even under harsh working conditions.

Les moteurs hydrauliques orbitaux Vincke se distinguent par leur efficacité, robustesse et performances exceptionnelles dans les applications industrielles exigeantes.

Conçus pour fournir un couple élevé et un fonctionnement fluide, ils sont idéaux pour les équipements mobiles, les machines agricoles et les systèmes hydrauliques industriels.

Grâce à leur construction de haute qualité et à des matériaux résistants, ils garantissent une longue durée de vie même dans des conditions de travail difficiles.

01 MOTORES DE ENGRANAJES VINCKE
VINCKE GEAR MOTORS
MOTEURS A ENGRENAGES VINCKE
PÁGINA 84

02 MOTOR SERIE VNKM VINCKE
VINCKE VNKM MOTOR SERIES
MOTEUR SERIE VNKM VINCKE
PÁGINA 85

03 MOTOR SERIE VNKR VINCKE
VINCKE MOTOR VNKR SERIES
MOTEUR SERIE VNKR VINCKE
PÁGINA 92

04 MOTOR SERIE VNKS PLUS VINCKE
VINCKE MOTOR VNKS PLUS SERIES
MOTEUR SÉRIE VNKS PLUS VINCKE
PÁGINA 94

05 MOTOR SERIE VNKT VINCKE
VINCKE MOTOR VNKT SERIES
MOTEUR SERIE VNKT VINCKE
PÁGINA 94

06 MOTOR SERIE VNKV VINCKE
VINCKE MOTOR VNKV SERIES
MOTEUR SERIE VNKV VINCKE
PÁGINA 95

07 FRENO HIDRÁULICO PARA MOTORES VNKP/R/S VINCKE
VINCKE HYDRAULIC BREAK FOR VNKP/R/S MOTORS
FREIN HYDRAULIQUE POUR MOTEURS VNKP/R/S VINCKE
PÁGINA 95

08 ORBITROLES VINCKE
VINCKE HYDRAULIC STEERING UNITS
ORBITROLS VINCKE
PÁGINA 95

MOTORES DE ENGRANAJES VINCKE
VINCKE GEAR MOTORS
MOTEURS À ENGRENAGES VINCKE

GRUPO 2 REVERSIBLE, ROSCA BSPP, BRIDA EUROPEA, EJE cónico 1:8
GROUP 2 REVERSIBLE, BSPP THREAD, EUROPEAN FLANGE, CON. SHAFT 1:8
GROUPE 2 RÉVERSIBLE, FILETAGE BSPP, BRIDE EU, ARBRE CONIQUE 1:8



Ref.	(cm ³)	In	Out	€
VNKM0202001	6,3	1/2	1/2	340,70
VNKM0202002	8,2	1/2	1/2	340,70
VNKM0202003	11,3	1/2	1/2	340,70
VNKM0202004	14	3/4	3/4	340,70
VNKM0202005	15	3/4	3/4	340,70
VNKM0202006	16	3/4	3/4	340,70
VNKM0202007	20	3/4	3/4	340,70
VNKM0202008	22,5	3/4	3/4	372,60
VNKM0202009	25	3/4	3/4	372,60

GRUPO 2 REVERSIBLE, SALIDAS POR BRIDA, BRIDA EUROPEA, EJE cónico 1:8
GROUP 2 REVERSIBLE, FLANGE PORTS, EUROPEAN FLANGE, CON. SHAFT 1:8
GROUPE 2 RÉVERSIBLE, SORTIE BRIDE, BRIDE EU, ARBRE CONIQUE 1:8



Ref.	(cm ³)	In	Out	€
VNKM0202020	6,3	30	30	340,70
VNKM0202021	8,2	30	30	340,70
VNKM0202022	11,3	30	30	340,70
VNKM0202023	14	40	40	340,70
VNKM0202024	15	40	40	340,70
VNKM0202025	16	40	40	340,70
VNKM0202026	20	40	40	340,70
VNKM0202027	22,5	40	40	372,60
VNKM0202028	25	40	40	372,60

MOTORES ORBITALES VINCKE
VINCKE ORBITAL MOTORS
MOTEURS ORBITAUX VINCKE

MOTOR SERIE VNKM
SERIES VNKM MOTOR
MOTEUR SÉRIE VNKM

ORBITALES SERIE VNKM SALIDA POSTERIOR VINCKE
VINCKE ORBITALS SERIES VNKM BACK PORT
ORBITAL SÉRIE VNKM SORTIE ARRIÈRE VINCKE



Ref.	(cm ³)	Type	€
VNK020002	8	VNKM8	287,66
VNK020004	12,5	VNKM12	292,61
VNK020006	20	VNKM20	297,28
VNK020008	32	VNKM32	302,13
VNK020008.2	40	VNKM40	328,09
VNK020010	50	VNKM50	328,17

ORBITALES SERIE VNKM SALIDA LATERAL VINCKE
VINCKE ORBITALS SERIES VNKM SIDE PORT
ORBITAL SÉRIE VNKM SORTIE LATÉRALE VINCKE




Ref.	(cm ³)	Type	€
VNK020001	8	VNKM8	287,66
VNK020003	12,5	VNKM12	292,61
VNK020005	20	VNKM20	297,28
VNK020007	32	VNKM32	302,13
VNK020008.1	40	VNKM40	328,09
VNK020009	50	VNKM50	328,17

VNKM VNKR VNKT
VNKP VNKS VNKV

PODEMOS TESTAR EL MOTOR VINCKE
SIMULANDO TUS CONDICIONES DE TRABAJO
EN NUESTRO BANCO DE PRUEBAS

WE CAN TEST THE VINCKE MOTOR SIMULATING
YOUR WORKING CONDITIONS IN OUR TEST BENCH

*NOUS POUVONS TESTER LE MOTEUR VINCKE EN SIMULANT
VOS CONDITIONS DE TRAVAIL SUR NOTRE BANC D'ESSAI*



ORBITALES SERIE VNKP (25 mm)

ORBITALS SERIES VNKP (25 MM)
ORBITAL SÉRIE VNKP (25 mm)



Ref.	(cm ³)	Type	€
VNK020102	27	VNKP27	364,95
VNK020103	36	VNKP36	364,95
VNK020104	50	VNKP50	364,95
VNK020105	80	VNKP80	373,63
VNK020106	100	VNKP100	382,32
VNK020107	125	VNKP125	390,99
VNK020108	160	VNKP160	404,05
VNK020109	200	VNKP200	417,11
VNK020110	250	VNKP250	430,17
VNK020111	315	VNKP315	438,83
VNK020112	400	VNKP400	451,81

ORBITALES SERIE VNKP EJE SAE 6B

ORBITALS SERIES VNKP SAE 6B SHAFT
ORBITAL SÉRIE VNKP ARBRE SAE 6B



Ref.	(cm ³)	Type	€
VNK020801	50	VNKP50	364,68
VNK020802	80	VNKP80	372,82
VNK020803	100	VNKP100	382,31
VNK020804	125	VNKP125	390,44
VNK020805	160	VNKP160	404,01
VNK020806	200	VNKP200	416,21
VNK020807	250	VNKP250	429,76
VNK020808	315	VNKP315	437,90
VNK020809	400	VNKP400	451,45

ORBITALES SERIE VNKPW (25 mm)

ORBITALS SERIES VNKPW (25 MM)
ORBITAL SÉRIE VNKPW (25 mm)



Ref.	(cm ³)	Type	€
VNK020150	50	VNKPW50	391,82
VNK020151	80	VNKPW80	399,95
VNK020152	100	VNKPW100	410,00
VNK020153	125	VNKPW125	417,86
VNK020154	160	VNKPW160	430,95
VNK020155	200	VNKPW200	444,05
VNK020156	250	VNKPW250	457,15
VNK020157	315	VNKPW315	465,00
VNK020158	400	VNKPW400	471,20

ORBITALES SERIE VNKPW (28,56 mm cónico)

ORBITALS SERIES VNKPW (28,56 MM CONE)
ORBITAL SÉRIE VNKPW (28,56 mm conique)



Ref.	(cm ³)	Type	€
VNK020250	50	VNKPW50	391,82
VNK020251	80	VNKPW80	399,95
VNK020252	100	VNKPW100	410,00
VNK020253	125	VNKPW125	417,86
VNK020254	160	VNKPW160	430,95
VNK020255	200	VNKPW200	444,05
VNK020256	250	VNKPW250	457,15
VNK020257	315	VNKPW315	465,00
VNK020258	400	VNKPW400	471,20

ORBITALES SERIE VNKP (32 MM)

ORBITALS SERIES VNKP (32 MM)
ORBITAL SÉRIE VNKP (32 mm)



Ref.	(cm ³)	Type	€
VNK020602	50	VNKP50	391,82
VNK020603	80	VNKP80	399,95
VNK020604	100	VNKP100	409,44
VNK020605	125	VNKP125	417,57
VNK020606	160	VNKP160	431,12
VNK020607	200	VNKP200	443,33
VNK020608	250	VNKP250	456,89
VNK020609	315	VNKP315	465,01
VNK020610	400	VNKP400	478,56

ORBITALES SERIE VNKP (25 mm)

ORBITALS SERIES VNKP (25 MM)
ORBITAL SÉRIE VNKP (25 mm)



Ref.	(cm ³)	Type	€
VNK021001	36	VNKP36	391,65
VNK021002	50	VNKP50	391,82
VNK021003	80	VNKP80	399,95
VNK021004	100	VNKP100	409,44
VNK021005	125	VNKP125	417,57
VNK021006	160	VNKP160	431,12
VNK021007	200	VNKP200	443,33
VNK021008	250	VNKP250	456,89
VNK021009	315	VNKP315	465,01
VNK021010	400	VNKP400	478,56

MOTORES ORBITALES VINCKE SERIES VNKP & VNKR

VINCKE ORBITAL MOTORS – VNKP & VNKR SERIES MOTEURS ORBITAUX VINCKE – SÉRIES VNKP & VNKR

¿Por qué los motores Vincke no son iguales a muchos otros?

Juntas de alta presión (200 bar).

En la mayoría de los casos, NO necesitas línea de drenaje.

Menos componentes, menos problemas. Doble rodamiento de agujas.

Soporta cargas axiales y prolonga la vida del eje.

Mayor durabilidad y fiabilidad. Tratamiento de pintura RAL 9005.

Resistencia garantizada: mínimo 300 horas en cámara salina.

Protección real en condiciones exigentes.

Ventajas clave

- Montaje más sencillo
- Menor mantenimiento
- Larga vida útil
- Ideal para aplicaciones exigentes
- Calidad y control europeo

Key Advantages

- Easier installation
- Lower maintenance
- Longer lifespan
- Ideal for demanding applications
- European quality & control

Why are Vincke motors not like most others?

High-pressure shaft seals (200 bar).

In most cases, NO need for a drain line.

Fewer components, fewer issues.

Double needle bearing

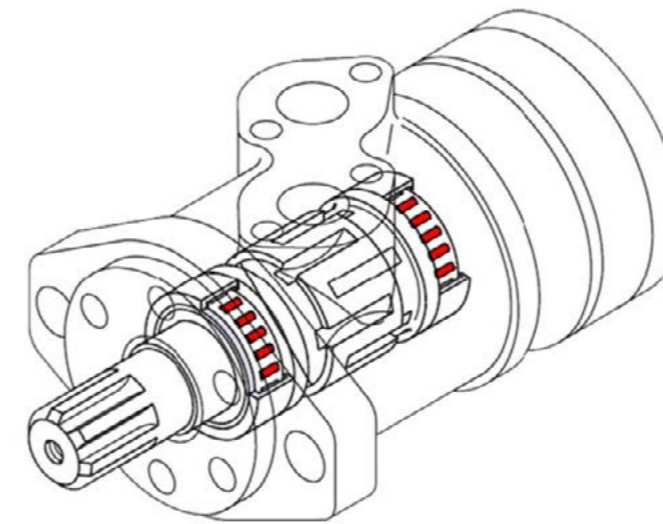
Handles axial loads, protects the shaft.

Longer service life.

RAL 9005 paint coating

Corrosion resistance: min. 300 hours in salt spray chamber.

Built for tough environments.



Pourquoi les moteurs Vincke ne sont pas comme les autres ?

Jointes d'arbre haute pression (200 bar)

Dans la plupart des cas, PAS besoin de ligne de drainage.

Moins de composants, moins de problèmes.

Double roulement à aiguilles

Protège l'arbre contre les charges axiales.

Durée de vie prolongée.


Revêtement peinture RAL 9005

Résistance à la corrosion : minimum 300 heures en brouillard salin.

Conçus pour les environnements exigeants.

Avantages Clés

- Installation simplifiée
- Moins d'entretien
- Longue durée de vie
- Idéal pour les applications intensives
- Qualité & contrôle européens



MOTOR SERIE VNKR
MOTOR VNKR SERIES
MOTEUR SÉRIE VNKR



ORBITALES SERIE VNKR (25 mm)
ORBITALS SERIES VNKR (25 MM)
ORBITAL SÉRIE VNKR (25 mm)

Ref.	(cm ³)	Type	€
VNK020200	36	VNKR36	429,22
VNK020201	50	VNKR50	429,22
VNK020202	80	VNKR80	445,78
VNK020203	100	VNKR100	454,04
VNK020204	125	VNKR125	462,28
VNK020205	160	VNKR160	474,68
VNK020206	200	VNKR200	491,15
VNK020207	250	VNKR250	507,74
VNK020208	315	VNKR315	515,91
VNK020209.1	400	VNKR400	537,54



ORBITALES SERIE VNKR EJE SAE 6B
ORBITALS SERIES VNKR SAE 6B SPLINED SHAFT
ORBITAL SÉRIE VNKR ARBRE SAE 6B

Ref.	(cm ³)	Type	€
VNK020901	50	VNKR50	428,42
VNK020902	80	VNKR80	444,67
VNK020903	100	VNKR100	500,51
VNK020904	125	VNKR125	460,95
VNK020905	160	VNKR160	522,13
VNK020906	200	VNKR200	540,28
VNK020907	250	VNKR250	558,50
VNK020908	315	VNKR315	515,18
VNK020909	400	VNKR400	536,88



ORBITALES SERIE VNKR SENSOR VELOCIDAD (25 mm)
ORBITALS SERIES VNKR SPEED SENSOR (25 MM)
ORBITAL SÉRIE VNKR CAPTEUR DE VITESSE (25 mm)

Ref.	(cm ³)	Type	€
VNK020215	50	VNKR50-2-A-D-B-SK	619,62
VNK020216	80	VNKR80-2-A-D-B-SK	625,42
VNK020217	100	VNKR100-2-A-D-B-SK	631,21
VNK020218	125	VNKR125-2-A-D-B-SK	637,00
VNK020219	160	VNKR160-2-A-D-B-SK	642,79
VNK020220	200	VNKR200-2-A-D-B-SK	648,58
VNK020221	250	VNKR250-2-A-D-B-SK	660,16
VNK020222	315	VNKR315-2-A-D-B-SK	671,74
VNK020223	400	VNKR400-2-A-D-B-SK	683,32



SENSOR VELOCIDAD PARA MOTOR
SPEED SENSOR FOR ENGINE
CAPTEUR DE VITESSE POUR MOTEUR

Ref.	Type	€
VNK020214	VNKR	599,00



ORBITALES SERIE VNKR (32 mm)
ORBITALS SERIES VNKR (32 MM)
ORBITAL SÉRIE VNKR (32 mm)

Ref.	(cm ³)	Type	€
VNK020701	50	VNKR50	455,52
VNK020702	80	VNKR80	471,79
VNK020703	100	VNKR100	479,93
VNK020704	125	VNKR125	488,06
VNK020705	160	VNKR160	501,61
VNK020706	200	VNKR200	517,88
VNK020707	250	VNKR250	534,14
VNK020708	315	VNKR315	542,28
VNK020709	400	VNKR400	563,98



ORBITALES SERIE VNKRK (25 mm)
ORBITALS SERIES VNKRK (25 MM)
ORBITAL SÉRIE VNKRK (25 mm)

Ref.	(cm ³)	Type	€
VNK021101	50	VNKRK50	455,52
VNK021102	80	VNKRK80	471,79
VNK021103	100	VNKRK100	479,93
VNK021104	125	VNKRK125	488,06
VNK021105	160	VNKRK160	501,61
VNK021106	200	VNKRK200	517,88
VNK021107	250	VNKRK250	534,14
VNK021108	315	VNKRK315	542,28
VNK021109	375	VNKRK375	563,98



ORBITALES SERIE VNKR-VNK3 CON FRENO (25 mm)
ORBITALS SERIES VNKR-ZD01 WITH BRAKE (25 MM)
ORBITAL SÉRIE VNKR-ZD01 AVEC FREIN (25 mm)

Ref.	(cm ³)	Type	€
VNK021201	50	VNKR-VNK3-50	855,80
VNK021202	80	VNKR-VNK3-80	895,73
VNK021203	100	VNKR-VNK3-100	935,67
VNK021204	125	VNKR-VNK3-125	975,61
VNK021205	160	VNKR-VNK3-160	1015,55
VNK021206	200	VNKR-VNK3-200	1061,19
VNK021207	250	VNKR-VNK3-250	1118,24
VNK021208	315	VNKR-VNK3-315	1169,59
VNK021209	400	VNKR-VNK3-375	1209,53

MOTOR SERIE VNKS PLUS
MOTOR VNKS PLUS SERIES
MOTEUR SÉRIE VNKS PLUS



ORBITALES SERIE VNKS PLUS (32 mm)
ORBITALS SERIES VNKS PLUS (32 MM)
ORBITAL SÉRIE VNKS PLUS (32 mm)

Ref.	(cm ³)	Type	€
VNK020301	80	VNKS80	690,17
VNK020302	100	VNKS100	697,55
VNK020303	125	VNKS125	704,84
VNK020304	160	VNKS160	712,21
VNK020305	200	VNKS200	719,55

Ref.	(cm ³)	Type	€
VNK020306	250	VNKS250	748,91
VNK020307	315	VNKS315	807,62
VNK020309	400	VNKS400	866,37
VNK020310	475	VNKS475	892,17



ORBITALES SERIE VNKS PLUS (32 mm)
ORBITALS SERIES VNKS PLUS (32 MM)
ORBITAL SÉRIE VNKS PLUS (32 mm)

Ref.	(cm ³)	Type	€
VNK020315	80	VNKS80	715,18
VNK020316	100	VNKS100	726,98
VNK020317	125	VNKS125	726,98
VNK020318	160	VNKS160	746,63

Ref.	(cm ³)	Type	€
VNK020319	200	VNKS200	759,72
VNK020320	250	VNKS250	787,23
VNK020321	315	VNKS315	835,69
VNK020322	400	VNKS400	936,49



ORBITALES SERIE VNKS PLUS (35 mm cónico)
ORBITALS SERIES VNKS PLUS (35 MM CONE)
ORBITAL SÉRIE VNKS PLUS (35 mm conique)

Ref.	(cm ³)	Type	€
VNK020323	80	VNKS80	715,18
VNK020324	100	VNKS100	726,98
VNK020325	125	VNKS125	726,98
VNK020326	160	VNKS160	746,63

Ref.	(cm ³)	Type	€
VNK020327	200	VNKS200	759,72
VNK020328	250	VNKS250	787,23
VNK020329	315	VNKS315	835,69
VNK020330	400	VNKS400	896,96

MOTOR SERIE VNKT
MOTOR VNKT SERIES
MOTEUR SÉRIE VNKT



ORBITALES SERIE VNKT (40 mm)
ORBITALS SERIES VNKT (40 MM)
ORBITAL SÉRIE VNKT (40 mm)

Ref.	(cm ³)	Type	€
VNK020400	160	VNKT160	1066,33
VNK020401	200	VNKT200	1185,04
VNK020402	250	VNKT250	1259,31
VNK020403	315	VNKT315	1273,71

Ref.	(cm ³)	Type	€
VNK020404	400	VNKT400	1324,06
VNK020405	500	VNKT500	1425,35
VNK020406	630	VNKT630	1626,85
VNK020407	800	VNKT800	1898,00

MOTOR SERIE VNKV
MOTOR VNKV SERIES
MOTEUR SÉRIE VNKV



ORBITALES SERIE VNKV (50 mm)
ORBITALS SERIES VNKV (50 MM)
ORBITAL SÉRIE VNKV (50 mm)

Ref.	(cm ³)	Type	€
VNK020501	315	VNKV315	1377,26
VNK020502	400	VNKV400	1437,64
VNK020503	500	VNKV500	1883,84
VNK020504	630	VNKV630	2033,05
VNK020505	800	VNKV800	2294,17
VNK020506	1000	VNKV1000	2514,99



KIT DE JUNTAS MOTOR ORBITAL
ORBITAL MOTOR SEALS KIT
KIT DE JOINTS MOTEUR ORBITAL

Ref.	Ø	Type	€
VNK030000	16	VNKM	40,33
VNK030001	25	VNKP	47,49
VNK030002	25	VNKR	47,49
VNK030003	32	VNKS	72,09
VNK030004	40	VNKT	106,00
VNK030005	50	VNKV	126,13



BRIDA VNK M
VNK M FLANGE
BRIDE VNK M

Ref.	Type	€
VNK020000	FLM	21,97



FRENO HIDRÁULICO PARA MOTORES VNKP/R/S VINCKE
VINCKE HYDRAULIC BREAK FOR VNK P/R/S MOTORS
FREIN HYDRAULIQUE POUR MOTEURS VNK P/R/S VINCKE


Ref.	Type	€
VNK020601	ZDQ2-VNKP/R	779,69
VNK020601.1	ZDQ2-VNKS	784,14



ORBITROLES VINCKE
VINCKE HYDRAULIC STEERING UNITS
ORBITROLS VINCKE

Ref.	(cm ³)	Type	€
VNK050012	50	VNKC 101S-1-50-E	598,75
VNK050013	63	VNKC 101S-1-63-E	598,75
VNK050014	80	VNKC 101S-1-80-E	603,31
VNK050015	100	VNKC 101S-1-100-E	626,18
VNK050016	125	VNKC 101S-1-125-E	635,33
VNK050017	160	VNKC 101S-1-160-E	644,46

Ref.	(cm ³)	Type	€
VNK050018	200	VNKC 101S-1-200-E	667,32
VNK050019	250	VNKC 101S-1-250-E	681,04
VNK050020	280	VNKC 101S-1-280-E	681,04
VNK050021	315	VNKC 101S-1-315-E	703,87
VNK050022	400	VNKC 101S-1-400-E	731,29



INTERCAMBIADORES VINCKE VINCKE HEAT EXCHANGERS ECHANGEURS VINCKE

Los intercambiadores de calor hidráulicos Vincke están diseñados para disipar eficazmente el calor generado en circuitos hidráulicos, manteniendo el fluido a temperaturas óptimas de operación. Esto no solo mejora el rendimiento del sistema, sino que prolonga la vida útil de componentes críticos como bombas, válvulas y cilindros.

Disponibles en versiones de aire y de agua, nuestros modelos se adaptan a múltiples aplicaciones industriales y móviles.

Confía en el respaldo técnico de Vincke para seleccionar el intercambiador que mejor se ajuste a tus necesidades.

Vincke hydraulic oil coolers are designed to efficiently dissipate the heat generated in hydraulic systems, keeping fluid at optimal operating temperatures. This improves system performance and extends the life of key components such as pumps, valves, and cylinders.

Available in both air- and water-cooled versions, our models adapt to a wide range of industrial and mobile applications.

Trust Vincke's technical expertise to help you select the oil cooler that best fits your needs.

Les échangeurs de chaleur hydrauliques Vincke sont conçus pour dissiper efficacement la chaleur générée dans les circuits hydrauliques, maintenant le fluide à des températures de fonctionnement optimales. Cela améliore non seulement les performances du système, mais prolonge également la durée de vie des composants critiques tels que les pompes, les distributeurs et les vérins.

Disponibles en versions à air ou à eau, nos modèles s'adaptent à une grande variété d'applications industrielles et mobiles.

Faites confiance à l'expertise technique de Vincke pour choisir le échangeurs de chaleur le mieux adapté à vos besoins.

01 **INTERCAMBIADORES AIRE/ACEITE
VINCKE**
VINCKE AIR/OIL HEAT EXCHANGERS
ECHANGEURS AIR/HUILE VINCKE
PÁGINA 98

02 **INTERCAMBIADORES AGUA/ACEITE**
WATER/OIL HEAT EXCHANGERS
ECHANGEURS EAU/HUILE
PÁGINA 101

03 **ACCESORIOS INTERCAMBIADORES**
HEAT EXCHANGERS ACCESORIES
ACCESSOIRES ECHANGEURS
PÁGINA 102



INTERCAMBIADORES AIRE/ACEITE VINCKE
VINCKE AIR/OIL HEAT EXCHANGERS
ÉCHANGEURS AIR/HUILE VINCKE



INTERCAMBIADORES EXL PARA CAUDALES DE 20 A 200 L/M
EXL HEAT EXCHANGERS FLOWS FROM 20 TO 200 L/M
ÉCHANGEURS EXL DÉBITS DE 20 À 200 L/M

Ref.	Long.		Q (l/min.)	Type	Rang.		Volt.		€
VNKEXL04-12-A-60	166x240x45	1/2	20	EXL04	60°C	20	12 dc	30	646,24
VNKEXL04-24-A-60	166x240x45	1/2	20	EXL04	60°C	20	24 dc	30	707,89
VNKEXL04-22-A-47-C	166x240x45	1/2	20	EXL04	47°C	20	220 ac	30	617,46
VNKEXL05-12-A-60	196x240x45	1/2	35	EXL05	60°C	20	12 dc	30	762,75
VNKEXL05-24-A-60	196x240x45	1/2	35	EXL05	60°C	20	24 dc	30	776,12
VNKEXL05-22-A-47-C	196x240x45	1/2	35	EXL05	47°C	20	220 ac	30	1.143
VNKEXL07-12-A-60	196x300x45	3/4	70	EXL07	60°C	20	12 dc	30	834,85
VNKEXL07-24-A-60	196x300x45	3/4	70	EXL07	60°C	20	24 dc	30	835,14
VNKEXL07-22-A-47-C	196x300x45	3/4	70	EXL07	47°C	20	220 ac	30	997,87
VNKEXL07-22-A-47-2PC	196x300x45	3/4	40	EXL07	47°C	20	220 ac	30	988,18
VNKEXL1-12-A-60	297x290x63	3/4	100	EXL1	60°C	20	12 dc	30	775,30
VNKEXL1-24-A-60	297x290x63	3/4	100	EXL1	60°C	20	24 dc	30	785,09
VNKEXL1-38-A-47	297x290x63	3/4	100	EXL1	47°C	20	220/380 ac	30	926,14
VNKEXL1-22-A-47-C	297x290x63	3/4	100	EXL1	47°C	20	220 ac	30	909,65
VNKEXL1-12-A-60-2P	297x290x63	3/4	65	EXL1	60°C	20	12 dc	30	917,82
VNKEXL1-24-A-60-2P	297x290x63	3/4	65	EXL1	60°C	20	24 dc	30	997,84
VNKEXL1-22-A-47-2PC	297x290x63	3/4	65	EXL1	47°C	20	220 ac	30	1054,77
VNKEXL1-38-A-47-2P	297x290x63	3/4	65	EXL1	47°C	20	220/380 ac	30	962,18
VNKEXL2-12-A-60	354x390x63	3/4	120	EXL2	60°C	20	12 dc	30	926,14
VNKEXL2-24-A-60	354x390x63	3/4	120	EXL2	60°C	20	24 dc	30	926,14
VNKEXL2-38-A-47	354x390x63	3/4	120	EXL2	47°C	20	220/380 ac	30	1133,42
VNKEXL2-22-A-47-C	354x390x63	3/4	120	EXL2	47°C	20	220 ac	30	1146,64
VNKEXL2-12-A-60-2P	354x390x63	3/4	120	EXL2	60°C	20	12 dc	30	1241,01
VNKEXL2-24-A-60-2P	354x390x63	3/4	70	EXL2	60°C	20	24 dc	30	1241,60
VNKEXL2-38-A-47-2P	354x390x63	3/4	70	EXL2	47°C	20	220/380 ac	30	1266,43
VNKEXL2-22-A-47-2PC	354x390x63	3/4	70	EXL2	47°C	20	220 ac	30	1371,45
VNKEXL3-12-A-60	397x440x63	1"	130	EXL3	60°C	20	12 dc	30	1278,96
VNKEXL3-24-A-60	397x440x63	1"	130	EXL3	60°C	20	24 dc	30	1278,96
VNKEXL3-38-A-47	397x440x63	1"	130	EXL3	47°C	20	220/380 ac	30	1455,36
VNKEXL3-22-A-47-C	397x440x63	1"	130	EXL3	47°C	20	220/380 ac	30	1455,21
VNKEXL3-12-A-60-2P	397x440x63	1"	80	EXL3	60°C	20	12 dc	30	1399,34
VNKEXL3-24-A-60-2P	397x440x63	1"	80	EXL3	60°C	20	24 dc	30	1399,34
VNKEXL3-22-A-47-2PC	397x440x63	1"	80	EXL3	47°C	20	220 ac	30	1604,25
VNKEXL3-38-A-47-2P	397x440x63	1"	80	EXL3	47°C	20	220/380 ac	30	1461,79
VNKEXL4-12-A-60	524x500x63	1" 1/4	140	EXL4	60°C	20	12 dc	30	2399,62
VNKEXL4-24-A-60	524x500x63	1" 1/4	140	EXL4	60°C	20	24 dc	30	2399,62
VNKEXL4-22-A-47-C	524x500x63	1" 1/4	140	EXL4	47°C	20	220 ac	30	2561,37
VNKEXL4-38-A-47	524x500x63	1" 1/4	140	EXL4	47°C	20	220/380 ac	30	2561,37
VNKEXL4-12-A-60-2P	524x500x63	1" 1/4	90	EXL4	60°C	20	12 dc	30	2591,19
VNKEXL4-24-A-60-2P	524x500x63	1" 1/4	90	EXL4	60°C	20	24 dc	30	2821,21
VNKEXL4-22-A-47-2PC	524x500x63	1" 1/4	90	EXL4	47°C	20	220 ac	30	2689,44
VNKEXL4-38-A-47-2P	524x500x63	1" 1/4	90	EXL4	47°C	20	220/380 ac	30	2256,92
VNKEXL5-12-A-60	550x650x63	1" 1/4	180	EXL5	60°C	20	12 dc	30	3137,63
VNKEXL5-24-A-60	550x650x63	1" 1/4	180	EXL5	60°C	20	24 dc	30	3211,29
VNKEXL5-38-A-47	550x650x63	1" 1/4	180	EXL5	47°C	20	220/380 ac	30	3561,88
VNKEXL5-12-A-60-2P	550x650x63	1" 1/4	110	EXL5	60°C	20	12 dc	30	3294,52
VNKEXL5-24-A-60-2P	550x650x63	1" 1/4	110	EXL5	60°C	20	24 dc	30	3034,67
VNKEXL5-38-A-47-2P	550x650x63	1" 1/4	110	EXL5	47°C	20	220/380 ac	30	3739,98



INTERCAMBIADORES BC
BC HEAT EXCHANGERS
ÉCHANGEURS BC

Ref.	Type	Q(l/min.)			Rang.		Volt.	€
VNKEEX21012V60	210	80	20	30	60C	1	12	622,04
VNKEEX21024V60	210	80	20	30	60C	1	24	622,04
VNKEEX25012V60	250	150	20	30	60C	1	12	793,85
VNKEEX25024V60	250	150	20	30	60C	1	24	845,60
VNKEEX250-212V60	250/2	150	20	30	60C	1	12	845,60
VNKEEX250-224V60	250/2	150	20	30	60C	1	24	793,85

100%
INTERCAMBIABLE
INTERCHANGEABLE
INTERCHANGEABLE





INTERCAMBIADORES EXA PARA CAUDALES DE 40 A 600 L/M
EXA HEAT EXCHANGERS FLOWS FROM 40 TO 600 L/M
ÉCHANGEURS EXA DÉBITS DE 40 À 600 L/M

Ref.	Long.	Q (l/min.)	Type	Rang.	Volt.	€
VNKEXA3-12-A-60	390x500x63	130	EXA3	60°C	20	1949,15
VNKEXA3-24-A-60	390x500x63	130	EXA3	60°C	20	1962,23
VNKEXA3-22-A-47-C	390x500x63	130	EXA3	47°C	20	2148,32
VNKEXA3-38-A-47	390x500x63	130	EXA3	47°C	20	2029,86
VNKEXA4-12-A-60	390x520x94	150	EXA4	60°C	20	2205,85
VNKEXA4-24-A-60	390x520x94	150	EXA4	60°C	20	2217,39
VNKEXA4-22-A-47-C	390x520x94	150	EXA4	47°C	20	2402,27
VNKEXA4-38-A-47	390x520x94	150	EXA4	47°C	20	2398,55
VNKEXA4-12-A-60-2P	390x520x94	82	EXA4	60°C	20	2294,08
VNKEXA4-24-A-60-2P	390x520x94	82	EXA4	60°C	20	2306,07
VNKEXA4-22-A-47-2P	390x520x94	82	EXA4	47°C	20	2498,36
VNKEXA4-38-A-47-2P	390x520x94	82	EXA4	47°C	20	2375,71
VNKEXA5-12-A-60	404x685x94	150	EXA5	60°C	20	3014,56
VNKEXA5-24-A-60	404x685x94	150	EXA5	60°C	20	3069,48
VNKEXA5-38-A-47	404x685x94	150	EXA5	47°C	20	2926,74
VNKEXA5-12-A-60-2P	404x685x94	100	EXA5	60°C	20	3135,14
VNKEXA5-24-A-60-2P	404x685x94	100	EXA5	60°C	20	3192,26
VNKEXA5-38-A-47-2P	404x685x94	100	EXA5	47°C	20	3043,81
VNKEXA6-12-A-60	547x785x94	180	EXA6	60°C	20	3918,19
VNKEXA6-24-A-60	547x785x94	180	EXA6	60°C	20	3945,15
VNKEXA6-38-A-47	547x785x94	180	EXA6	47°C	20	3891,29
VNKEXA6-12-A-60-2P	547x785x94	115	EXA6	60°C	20	4074,93
VNKEXA6-24-A-60-2P	547x785x94	115	EXA6	60°C	20	4102,94
VNKEXA6-38-A-47-2P	547x785x94	115	EXA6	47°C	20	4046,95
VNKEXA7-38-A-47	547x935x94	230	EXA7	47°C	20	4417,09
VNKEXA7-38-A-47-2P	547x935x94	140	EXA7	47°C	20	4593,78
VNKEXA8-38-A-47-2P	647x940x140	180	EXA8	47°C	20	6483,87
VNKEXA8-38-A-47-2P	647x940x140	180	EXA8	47°C	20	6483,87
VNKEXA10-38-A-47	872x610x94	320	EXA10	47°C	20	7561,52
VNKEXA10-38-A-47-2P	872x610x94	180	EXA10	47°C	20	7863,98
VNKEXA12-38-A-47	1156x770x94	360	EXA12	47°C	20	9304,42
VNKEXA12-38-A-47-2P	1156x770x94	210	EXA12	47°C	20	9676,61
VNKEXA14-38-A-47	1156x920x94	440	EXA14	47°C	20	10552,75
VNKEXA14-38-A-47-2P	1156x920x94	260	EXA14	47°C	20	10953,13
VNKEXA15-38-A-47	1374x940x113	480	EXA15	47°C	20	13289,71
VNKEXA15-38-A-47-2P	1374x940x113	280	EXA15	47°C	20	13418,74
VNKEXA16-38-A-47	1374x640x140	520	EXA16	47°C	20	14896,59
VNKEXA16-38-A-47-2P	1374x640x140	330	EXA16	47°C	20	15594,72
VNKEXA18-38-A-47	1690x837x94	500	EXA18	47°C	20	13240,65
VNKEXA20-38-A-47	1690x837x94	500	EXA20	47°C	20	14141,35
VNKEXA22-38-A-47	2400x837x94	580	EXA22	47°C	20	18554,93
VNKEXA24-38-A-47	2400x837x94	580	EXA24	47°C	20	19906,03



INTERCAMBIADORES AGUA/ACEITE EXW PARA CAUDALES DE 30 A 400 L/M
EXW WATER/OIL HEAT EXCHANGERS FLOWS FROM 30 TO 400 L/M
ÉCHANGEURS EAU/HUILE EXW DÉBITS DE 30 À 400 L/M

Ref.	Q (l/min.)	Type	€
VNKEW1-14-2	30	EXW1	443,50
VNKEW1-26-2	40	EXW1	413,29
VNKEW1-44-2	50	EXW1	563,90
VNKEW1-9-2I	30	EXW1	301,49
VNKEW1-19-2I	40	EXW1	337,60
VNKEW2-12-2	50	EXW2	416,79
VNKEW2-28-2	60	EXW2	661,78
VNKEW2-53-2	80	EXW2	1283,40
VNKEW2-18-2I	60	EXW2	548,60
VNKEW3-15-4	70	EXW3	680,53
VNKEW3-31-4	90	EXW3	791,89
VNKEW3-38-4	90	EXW3	1099,96
VNKEW3-56-4	90	EXW3	1211,36
VNKEW3-71-4	130	EXW3	927,99
VNKEW3-87-4	140	EXW3	1078,16
VNKEW4-31-4	125	EXW4	742,39
VNKEW4-38-4	125	EXW4	759,93
VNKEW4-56-4	155	EXW4	1114,02
VNKEW4-71-4	185	EXW4	1242,00
VNKEW4-87-4	195	EXW4	997,89
VNKEW5-28-4	170	EXW5	1453,93
VNKEW5-53-4	220	EXW5	1691,76
VNKEW5-84-4	300	EXW5	2357,83
VNKEW5-99-4	310	EXW5	2219,19
VNKEW6-28-4	160	EXW6	1946,78
VNKEW6-53-4	230	EXW6	2225,25
VNKEW6-54-4	300	EXW6	2124,39
VNKEW6-83-4	420	EXW6	2465,99
VNKEW6-84-4	270	EXW6	1838,29
VNKEW6-99-4	310	EXW6	2636,79
VNKEW6-113-4	450	EXW6	2524,27
VNKEW6-114-4	320	EXW6	2910,72
VNKEW7-47-4	455	EXW7	4782,39
VNKEW7-77-4	525	EXW7	5149,49
VNKEW7-108-4	570	EXW7	5341,56
VNKEW7-138-4	570	EXW7	6153,44
VNKEW8-74-4	800	EXW8	13353,25
VNKEW8-104-4	800	EXW8	13787,53
VNKEW8-135-4	800	EXW8	14981,72
VNKEW8-165-4	800	EXW8	15774,18

ACCESORIOS INTERCAMBIADORES
HEAT EXCHANGERS ACCESSORIES
ACCESOIRES ÉCHANGEURS



ELECTRO VENTILADORES
ELECTRICAL FANS
ÉLECTRO-VENTILATEURS

Ref.	∅	Type	Volt.	€
VNKC10701121	167	EXL05	12 dc	243,68
VNKC10701131	167	EXL05	24 dc	243,68
VNKC10700261	170	EXL05	220 ac	787,39
VNKC10700251	170	EXL05	380 ac	785,32
VNKC10701001	225	EXL1-EXL4	12 dc	243,88
VNKC10701011	225	EXL1-EXL4	24 dc	243,88
VNKC10700021	200	EXL1	220 ac	290,05
VNKC10700011	200	EXL1	380 ac	336,27
VNKC10701041	255	EXL2-EXL5-EXA5	12 dc	249,91
VNKC10701051	255	EXL2-EXL5-EXA5	24 dc	249,91
VNKC10700061	250	EXL2	220 ac	419,03
VNKC10700051	250	EXL2	380 ac	358,55
VNKC10701081	350	EXL3-EXA3-EXA4-EXA6	12 dc	270,23
VNKC10701091	350	EXL3-EXA3-EXA4-EXA6	24 dc	270,23
VNKC10700101	300	EXL3	220 ac	426,42
VNKC10700091	300	EXL3	380 ac	426,42
VNKC10700421	400	EXL4	220 ac	935,92
VNKC10700151	400	EXL4-EXA10	380 ac	908,66
VNKC10700171	450	EXL5-EXA5	380 ac	1094,22
VNKC10700131	350	EXA3-EXA4	380 ac	432,34
VNKC10700401	350	EXA3-EXA4	220 ac	369,00
VNKC10700191	500	EXA6-EXA12-EXA14	380 ac	1554,58
VNKC10700211	560	EXA7-EXA15-EXA16-EXA18-EXA22	380 ac	1634,71
VNKC10700231	630	EXA8-EXA20-EXA24	380 ac	1792,92



TERMOSTATOS (°C)
THERMOSTATS (°C)
THERMOSTATS (°C)

Ref.	Long.	∅	Type	Rang.	€
VNKCTF47		1/2	TF47	47°C	140,88
VNKCTF60		1/2	TF60	60°C	140,88
VNKCTFM2245	100	1/2	TR100	0...90°C	140,88
VNKCTFM2260	200	1/2	TR200	0...90°C	140,88
VNKCTR100		M22	TFM2245	45°C	139,76
VNKCTR200		M22	TFM2260	60°C	148,69

**EXPERTOS EN DISTRIBUCIÓN
Y EXPERTOS EN SISTEMAS HIDRÁULICOS**

**EXPERTS IN DISTRIBUTION & EXPERTS
IN HYDRAULIC SYSTEMS**

**EXPERTS EN DISTRIBUTION & EXPERTS
EN SYSTÈMES HYDRAULIQUES**



MINICENTRALES POWER PACKS MINI-CENTRALES

En Vincke disponemos de una amplia gama de componentes hidráulicos especialmente diseñados para el montaje de minicentrales. Nuestro catálogo permite configurar soluciones a medida para una gran variedad de aplicaciones.

Cada año, suministramos más de 10.000 minicentrales hidráulicas, todas ellas fabricadas 100% con componentes Vincke, lo que garantiza la máxima compatibilidad, rendimiento y fiabilidad.

Además, ofrecemos modelos de minicentrales ya montadas, para aplicaciones específicas como remolques hidráulicos y rampas niveladoras, facilitando la integración inmediata en tu sistema.

At Vincke, we offer a wide range of hydraulic components specifically designed for assembling custom power packs. Our catalogue enables you to configure tailored solutions for a variety of hydraulic applications.

Each year, we supply over 10,000 hydraulic power packs, all manufactured 100% with Vincke components, ensuring maximum compatibility, performance, and reliability.

We also offer pre-assembled units, optimized for specific uses such as hydraulic trailers and dock levellers, making system integration fast and simple.


Vincke propose une large gamme de composants hydrauliques spécialement conçus pour l'assemblage de mini-centrales sur mesure. Notre catalogue vous permet de configurer des solutions adaptées à de nombreuses applications hydrauliques.

Chaque année, nous livrons plus de 10.000 mini-centrales hydrauliques, toutes fabriquées à 100 % avec des composants Vincke, garantissant ainsi une parfaite compatibilité, une performance optimale et une fiabilité durable.

Nous proposons également des unités prémontées, conçues pour des applications spécifiques telles que les remorques hydrauliques ou les niveleurs de quai, pour une intégration simple et rapide.

01 COMPONENTES MINICENTRALES
COMPONENTS POWER PACKS
COMPOSANTS MINI-CENTRALES
PÁGINA 106

02 MINICENTRALES MONTADAS
ASSEMBLED POWER PACKS
MINI-CENTRALES ASSEMBLÉES
PÁGINA 121



COMPONENTES MINICENTRALES
COMPONENTS POWER PACKS
COMPOSANTS MINI-CENTRALES

CUERPO CENTRAL
CENTRAL MANIFOLD
CORPS CENTRALE



CUERPO CENTRAL K0, K1
CENTRAL MANIFOLD K0, K1
CORPS CENTRALE K0, K1

Ref.	Type	€
VNKPP010101	5 VIAS/WAYS/VOIES K1	149,81
VNKPP010105	2 VIAS/WAYS/VOIES K0 Ø94	177,38

BOMBAS MINICENTRAL VINCKE
VINCKE GEAR PUMP POWER PACK
POMPES MINI-CENTRALES VINCKE



BOMBA MINICENTRAL GRUPO 0 DERECHA
RIGHT GEAR PUMP GROUP 0
POMPE MINI-CENTRALE GROUPE 0 DROITE

Ref.	(cm ³)	€
VNKPP020101	0,19	165,89
VNKPP020102	0,25	165,90
VNKPP020103	0,38	165,89
VNKPP020104	0,5	165,89
VNKPP020105	0,65	165,89
VNKPP020106	0,75	165,90

Ref.	(cm ³)	€
VNKPP020107	0,88	165,90
VNKPP020108	1	165,90
VNKPP020109	1,25	165,90
VNKPP020110	1,5	165,90
VNKPP020111	1,75	165,90
VNKPP020112	2	165,90

BOMBA MINICENTRAL GRUPO 0 IZQUIERDA
LEFT GEAR PUMP GROUP 0
POMPE MINI-CENTRALE GROUPE 0 GAUCHE



Ref.	(cm ³)	€
VNKPP020201	0,19	165,89
VNKPP020202	0,25	165,89
VNKPP020203	0,38	165,89
VNKPP020204	0,5	165,89
VNKPP020205	0,65	160,30
VNKPP020206	0,75	160,30

Ref.	(cm ³)	€
VNKPP020207	0,88	165,89
VNKPP020208	1	165,89
VNKPP020209	1,25	165,89
VNKPP020210	1,5	165,89
VNKPP020211	1,75	165,89
VNKPP020212	2	165,89



BOMBA MINICENTRAL GRUPO 1 DERECHA
RIGHT GEAR PUMP GROUP 1
POMPE MINI-CENTRALE GROUPE 1 DROITE

Ref.	(cm ³)	€
VNKPP020301	0,8	151,25
VNKPP020302	1,1	151,25
VNKPP020303	1,3	151,25
VNKPP020304	1,6	151,25
VNKPP020305	1,8	151,25
VNKPP020306	2,1	151,25
VNKPP020307	2,7	151,25
VNKPP020308	3,2	151,25

Ref.	(cm ³)	€
VNKPP020309	3,7	151,25
VNKPP020310	4,2	151,25
VNKPP020311	4,8	151,25
VNKPP020312	5,8	151,25
VNKPP020313	7	151,25
VNKPP020314	8	151,25
VNKPP020315	9,8	151,25



BOMBA MINICENTRAL GRUPO 1 IZQUIERDA
LEFT GEAR PUMP GROUP 1
POMPE MINI-CENTRALE GROUPE 1 GAUCHE

Ref.	(cm ³)	€
VNKPP020401	0,8	151,25
VNKPP020402	1,1	151,25
VNKPP020403	1,3	151,25
VNKPP020404	1,6	151,25
VNKPP020405	1,8	151,25
VNKPP020406	2,1	151,25
VNKPP020407	2,7	151,25
VNKPP020408	3,2	151,25

Ref.	(cm ³)	€
VNKPP020409	3,7	151,25
VNKPP020410	4,2	151,25
VNKPP020411	4,8	151,25
VNKPP020412	5,8	151,25
VNKPP020413	7	151,25
VNKPP020414	8	151,25
VNKPP020415	9,8	151,25



BOMBA MINICENTRAL GRUPO 1 EJE ESTRIADO DERECHA
RIGHT GEAR PUMP SHAFT SPLINED GROUP 1
POMPE MINI-CENTRALE GROUPE 1 ARBRE CANNELÉ DROITE

Ref.	(cm ³)	€
VNKPP020501	1	166,43
VNKPP020502	1,2	166,43
VNKPP020503	1,6	166,43
VNKPP020504	2,1	166,43
VNKPP020505	2,5	166,43
VNKPP020506	3,2	166,43
VNKPP020507	3,5	166,43

Ref.	(cm ³)	€
VNKPP020508	4,2	166,43
VNKPP020509	5	166,43
VNKPP020510	6,2	166,43
VNKPP020511	7	166,43
VNKPP020512	8	166,43
VNKPP020513	10	166,43

BOMBA MINICENTRAL GRUPO 1 HELICOIDAL DERECHA

RIGHT GEAR PUMP HELICAL GROUP 1
POMPE MINI-CENTRALE GROUPE 1 HÉLICOÏDAL DROITE



Ref.	(cm ³)	€
VNKPP020601	2	460,61
VNKPP020602	2,2	460,61
VNKPP020603	2,6	460,61
VNKPP020604	3,2	460,61
VNKPP020605	3,8	460,61
VNKPP020606	4,3	460,61
VNKPP020607	5	460,61
VNKPP020608	6	460,61
VNKPP020609	7,8	460,61
VNKPP020610	10	460,61
VNKPP020612	13	460,61

BOMBA MANUAL

MANUAL PUMP
POMPE À MAIN



Ref.	��	(cm ³)	€
VNKPP020701	3/4-UNF	2	78,78
VNKPP020702	3/4-UNF	7	102,61



DEPÓSITOS PLÁSTICO VERTICAL, HORIZONTAL GRUPO K0

PLASTIC TANK VERTICAL, HORIZONTAL GROUP K0
RÉSERVOIRS PLASTIQUE VERTICAL, HORIZONTAL GROUPE K0

Ref.	L	€
VNKPP030101.1	1	42,19
VNKPP030102.1	1,5	119,85
VNKPP030103.1	2,5	143,08
VNKPP030104.1	4	264,55



DEPÓSITOS METÁLICOS VERTICAL, HORIZONTAL GRUPO K0

METALIC TANK VERTICAL, HORIZONTAL GROUP K0
RÉSERVOIRS MÉTALLIQUES VERTICAL, HORIZONTAL GROUPE K0

Ref.	L	€
VNKPP030202	1,2	119,85
VNKPP030203	2	128,60
VNKPP030204	4	170,19



DEPÓSITOS PLÁSTICO VERTICAL, HORIZONTAL GRUPO K1

PLASTIC TANK VERTICAL, HORIZONTAL GROUP K1
RÉSERVOIRS PLASTIQUE VERTICAL, HORIZONTAL GROUPE K1

Ref.	L	€
VNKPP030301	1,5	39,60
VNKPP030302	2,5	51,05
VNKPP030303	4	58,22
VNKPP030304	5	60,14
VNKPP030305	8	61,87
VNKPP030306	10	67,23
VNKPP030307	12	72,59



DEPÓSITOS METÁLICOS VERTICAL, HORIZONTAL GRUPO K1

METALIC TANK VERTICAL, HORIZONTAL GROUP K1
RÉSERVOIRS MÉTALLIQUES VERTICAL, HORIZONTAL GROUPE K1

Ref.	L	€
VNKPP030401	1,5	56,62
VNKPP030402	2,5	60,51
VNKPP030403	5	113,23
VNKPP030404	8	113,85
VNKPP030405	10	115,20
VNKPP030406	12	116,96



DEPÓSITOS METÁLICOS VERTICAL CON NIVEL GRUPO K1

METALIC TANK VERTICAL, WITH LEVEL GROUP K1
RÉSÉROIRS MÉTALLIQUES, VERTICAL, AVEC NIVEAU GROUPE K1

Ref.	L	€
VNKPP030501	7	392,08
VNKPP030502	15	269,92
VNKPP030504	20	311,78
VNKPP030505	30	339,98



DEPÓSITOS METÁLICOS HORIZONTAL CON NIVEL GRUPO K1

METALIC TANK HORIZONTAL WITH LEVEL GROUP K1
RÉSÉROIRS MÉTALLIQUES, HORIZONTAL AVEC NIVEAU GROUPE K1

Ref.	L	€
VNKPP030506	18	248,38
VNKPP030507	24	264,19
VNKPP030508	30	280,71



DEPÓSITOS METÁLICOS VERT./HORIZ. GR. K1

METALIC TANK VERT./ HORIZ. GR. K1
RÉSÉROIR MÉTAL. VERT./HORIZ. GR. K1

Ref.	L	€
VNKPP030550	7	166,88
VNKPP030551	10	179,44



ACCESORIOS MONTAJE GRUPOS K0, K1

ASSEMBLIES ACCESSORIES GROUPS K0, K1
ACCESSOIRES DE MONTAGE GROUPES K0, K1

Ref.	Type	€
VNKPP030601	O'RING K0	1,30
VNKPP030602	O'RING K1	12,53
VNKPP030603	ADAPT 1/2	8,24
VNKPP030604	PLASTIC PLUG 3/8	4,94
VNKPP030605	PLASTIC PLUG 1/2	5,64
VNKPP030606	PLASTIC PLUG 3/4	7,19
VNKPP030607	PLASTIC PLUG 1"	8,70



MOTOR ELÉCTRICO CORRIENTE CONTINUA

ELECTRIC MOTOR CONTINUOUS CURRENT
MOTEUR ÉLECTRIQUE COURANT CONTINU

Ref.	Type	Volt.	Watt	Amp	€
VNKPP040102	T-80 REVERSIBLE	12 dc	500	150	383,58
VNKPP040103	T-80 REVERSIBLE	12 dc	800	150	319,70
VNKPP040104	T-80 REVERSIBLE	24 dc	800	150	268,60
VNKPP040105	T-112 LEFT-IZQUIERDA	12 dc	1600	150	473,32
VNKPP040106	T-112 LEFT-IZQUIERDA	24 dc	2200	150	459,78
VNKPP040107	T-112 RIGHT-DERECHA	24 dc	2200	150	459,78
VNKPP040108	T-112 RIGHT-DERECHA	12 dc	2100	150	459,78
VNKPP040109	T-112 LEFT-IZQUIERDA	12 dc	2100	150	453,06
VNKPP040111	T-112 LEFT-IZQUIERDA	48 dc	2000	200	488,00
VNKPP040110	T-125 LEFT-IZQUIERDA	24 dc	3000	150	911,93



MOTOR ELÉCTRICO CORRIENTE CONTINUA VENTILADO IZQUIERDA

ELECTRIC MOTOR CONTINUOUS CURRENT LEFT VENTILATED
MOTEUR ÉLECTRIQUE COURANT CONTINU VENTILÉ GAUCHE

Ref.	Type	Volt.	Watt	Amp	€
VNKPP040105.2	T-112	12 dc	1600	150	457,21
VNKPP040109.5	T-112	12 dc	2100	150	640,10
VNKPP040107.1	T-112	24 dc	2200	150	457,34
VNKPP040112	T-125	12 dc	2000	150	465,26
VNKPP040113	T-125	24 dc	3000	150	1030,14
VNKPP040114	T-151	12 dc	2500	300	1557,45
VNKPP040116	T-151	24 dc	3000	300	1557,45
VNKPP040119	T-141	24 dc	4000	300	1177,13



RELÉS PARA MOTOR CORRIENTE CONTINUA
RELAYS FOR CONTINUOUS CURRENT MOTOR
RELAIS MOTEUR COURANT CONTINU

Ref.	Volt.	Amp	€
VNKPP040604	12dc	100	124,76
VNKPP040605	24dc	100	124,76
VNKPP040606	12 dc	150	141,56
VNKPP040607	24 dc	150	141,56
VNKPP040608	48 dc	150	163,03
VNKPP040609	12 dc	300	195,53
VNKPP040610	24 dc	300	195,53



CUBIERTA PROTECCIÓN MOTOR DC
MOTOR PROTECTION COVER DC
COUVERCLE PROTECTION MOTEUR

Ref.	Type	€
VNKPP040611	COVER MOTOR DC T112	33,63



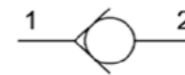
TAPONES CUERPO CENTRAL GRUPOS K0, K1 VINCKE
VINCKE PLUGS BODY CENTRAL GROUPS K0, K1
BOUCHONS CORPS CENTRALE GROUPES K0, K1 VINCKE

Ref.	Type	€
VNKPP050101	TAPON VALVULA / VALVE PLUG	8,16
VNKPP050102	TAPON BASICO / BASIC PLUG	3,66
VNKPP050103	TAPON TOMA PRESION / GAUGE PLUG	11,20
VNKPP050104	TAPON TOMA PRESION CORTO / GAUGE PRESSURE PLUG	11,20
VNKPP050105	TAPON DEPOSITO / SHORT GAUGE PRESSURE PLUG	37,52



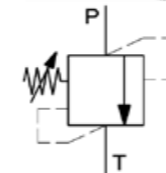
VÁLVULA ANTIRRETORNO GRUPOS K0, K1 VINCKE
VINCKE CHECK VALVES GROUPS K0, K1
VALVE ANTI-RETOUR GROUPES K0, K1 VINCKE

Ref.	1	2	Type	€
VNKPP050201	3/4 UNF	-	0,5 Bar	28,96
VNKPP050202	3/4 UNF	1/4	0,5 Bar	33,65
VNKPP050204	3/8	-	0,3 Bar	24,61



VÁLVULA LIMITADORA GRUPOS K0, K1 VINCKE
VINCKE RELIEF VALVE GROUPS K0, K1
VALVE LIMITEUR GROUPES K0, K1 VINCKE

Ref.	1	Rang.	€
VNKPP050301	3/4 UNF	5...40	35,25
VNKPP050302	3/4 UNF	30...100	34,06
VNKPP050303	3/4 UNF	50...210	29,52
VNKPP050304	3/4 UNF	100...350	29,52



REGULADORES CAUDAL VINCKE
VINCKE FLOW REGULATOR
RÉGULATEURS DE DÉBIT VINCKE



REGULADOR CAUDAL COMPENSADO FIJO ROSCADO GRUPOS K0, K1
FIXED COMPENSATED FLOW REGULATOR THREADED GROUPS K0, K1
RÉGULATEUR DE DÉBIT COMPENSÉ FIXE FILETÉ GROUPES K0, K1

Ref.	Q (l/min.)	€	Ref.	Q (l/min.)	€
VNKPP050401	1,2	36,28	VNKPP050405	6	36,28
VNKPP050402	3	36,28	VNKPP050406	7	36,28
VNKPP050403	4	36,28	VNKPP050407	9,5	36,28
VNKPP050404	5	36,28	VNKPP050408	12	36,28



REGULADOR COMPENSADO FIJO INSERTABLE GRUPOS K0, K1
FIXED FLOW REGULATOR COMPENSATED INSERTED GROUPS K0, K1
RÉGULATEUR DE DÉBIT COMPENSÉ FIXE INSÉRABLE GROUPES K0, K1

Ref.	Q (l/min.)	€	Ref.	Q (l/min.)	€
VNKPP050411	1,2	36,28	VNKPP050415	6	36,28
VNKPP050412	2,5	36,28	VNKPP050416	7	36,28
VNKPP050413	4	36,28	VNKPP050417	9,5	36,28
VNKPP050414	5	36,28			



REGULADOR COMPENSADO 3/4 UNF GRUPOS K0, K1
FLOW REGULATOR COMPENSATED 3/4 UNF GROUPS K0, K1
RÉGULATEUR DE DÉBIT COMPENSÉ 3/4 UNF GROUPES K0, K1 VINCKE

Ref.	3/4 UNF	Q (l/min.)	€
VNKPP050420	3/4 UNF	1,9...6,8	65,17
VNKPP050421	3/4 UNF	4,0...14,4	65,17
VNKPP050422	3/4 UNF	7,2...18	65,17



REGULADOR DE CAUDAL C/POMO GRUPOS K0, K1
FLOW REGUL. WITH KNOB 3/4-16UNF GROUPS K0, K1
RÉGULATEUR DE DÉBIT AVEC VOLANT 3/4 UNF GROUPES K0, K1

Ref.	3/4 UNF	Q (l/min)	Type	350	0	€
VNKPP050426	3/4 UNF	40	ST-C-B-01	350	0	64,61



REG. CAUDAL S/POMO GRUPOS K0, K1
FLOW REGUL. WITHOUT KNOB 3/4-16UNF GROUPS K0, K1
RÉGULATEUR DE DÉBIT 3/4 UNF SANS VOLANT GROUPES K0, K1

Ref.	3/4 UNF	Q (l/min.)	€
VNKPP050427	3/4 UNF	40	56,82



VÁLVULA MANUAL GRUPOS K0, K1
MANUAL VALVE GROUPS K0, K1
VALVE À MAIN DE SECOURS GROUPES K0, K1

Ref.	3/4 UNF	Type	€
VNKPP050501	3/4 UNF	BUTTON/PULSADOR	69,63
VNKPP050502	3/4 UNF	LEVER/PALANCA	134,31



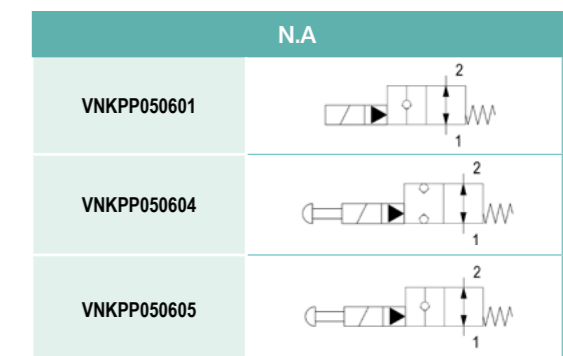
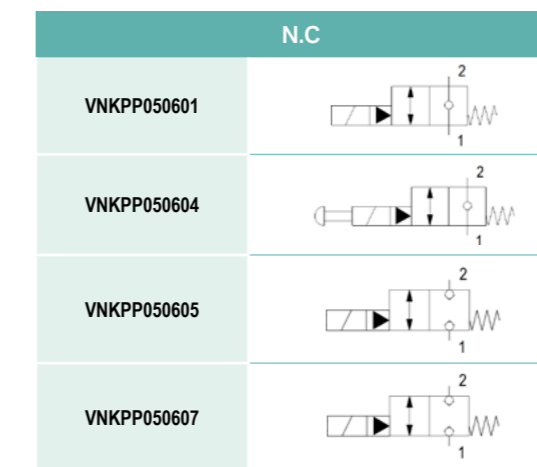
ELECTROVÁLVULA 2/2 GRUPOS K0, K1
SOLENOIDS 2/2 GROUPS K0, K1
ÉLECTRO-VALVE 2/2 GROUPES K0, K1

Ref.	3/4 UNF	Q (l/min.)	Type	€
VNKPP050601	3/4 UNF	40	N.C.	73,73
VNKPP050602	3/4 UNF	40	N.A.	103,68
VNKPP050603	3/4 UNF	40	N.A.+ emergency	112,66
VNKPP050604	3/4 UNF	40	N.C. + emergency	76,85



ELECTROVÁLVULA 2/2 DOBLE ANTIRRETORNO CON EMERGENCIA GRUPOS K0, K1
SOLENOIDS 2/2 DOUBLE LOCK WITH EMERGENCY GROUPS K0, K1
ÉLECTRO-VALVE 2/2 DOUBLE ANTI-RETOUR AVEC SECOURS GROUPES K0, K1

Ref.	3/4 UNF	Q (l/min.)	Type	€
VNKPP050605	3/4 UNF	15	N.C. + emergency	121,81
VNKPP050606	3/4 UNF	40	N.A. + emergency	193,55
VNKPP050607	3/4 UNF	40	N.C. + emergency	158,29



ELECTROVÁLVULA 2/2 PROPORCIONAL SIN EMERGENCIA GRUPOS K0, K1
SOLENOIDS 2/2 PROPORTIONAL WITHOUT EMERGENCY GROUPS K0, K1
ÉLECTRO-VALVE 2/2 PROPORTIONNELLE SANS SECOURS GROUPES K0, K1

Ref.	3/4 UNF	Q (l/min.)	Type	Volt.	€
VNKPP050701	3/4 UNF	25	N.C.	12 dc	312,97
VNKPP050702	3/4 UNF	25	N.C.	24 dc	312,97



LIMITADORA PROPORCIONAL GRUPO K0, K1 VINCKE

PROPORTIONAL LIMITER GROUP K0, K1 VINCKE
LIMITEUR PROPORTIONNEL GROUPE K0, K1 VINCKE

Ref.		Q (l/min.)	Type	Volt.	€
VNKPP050712	3/4 UNF	11	0...138bar	24 dc	273,47

FILTROS VINCKE
VINCKE FILTERS
FILTRES VINCKE



FILTRO ASPIRACIÓN GRUPOS K0, K1

SUCTION FILTER GROUPS K0, K1
FILTRE D'ASPIRATION GROUPE K0, K1

Ref.	Ø		€
VNKPP060101	63	3/8	8,75
VNKPP060102	80	3/8	9,42




TUBO ASPIRACIÓN GRUPO K1

SUCTION TUBE GROUP K1
TUBE D'ASPIRATION GROUPE K1

Ref.	Long.	€
VNKPP060301	35	2,77
VNKPP060302	70	3,44
VNKPP060303	80	3,50
VNKPP060304	100	3,64
VNKPP060305	130	3,75
VNKPP060306	160	3,88
VNKPP060307	175	4,45
VNKPP060308	205	4,98
VNKPP060309	240	5,57
VNKPP060310	315	7,83
VNKPP060311	400	8,89

ACOPLAMIENTO VINCKE
VINCKE COUPLINGS
ACCOUPEMENTS VINCKE



ACOPLAMIENTO GRUPO K0, K1

COUPLING GROUPS K0, K1
ACCOUPEMENT GROUPE K0, K1


Ref.	Type	€
VNKPP070101	T-80 DC	22,04
VNKPP070102	T-112 DC	23,71
VNKPP070103	T-71...T80 AC	14,59



ACOPLAMIENTO GRUPO K0

COUPLING GROUPS K0
ACCOUPEMENT GROUPE K0


Ref.	Type	Rang.	€
VNKPP070201	T-80 DC		25,33
VNKPP070202	T-112 DC		30,50
VNKPP070203	T-63 AC	0,16...0,25 CV	48,11
VNKPP070204	T-71 AC	0,33...0,5 CV	51,15
VNKPP070205	T-80 AC	0,75...1 CV	48,72



ACOPLAMIENTO GRUPO K1

COUPLING GROUPS K1
ACCOUPEMENT GROUPE K1

Ref.	Type	Rang.	€
VNKPP070401	T-80 DC		11,12
VNKPP070402	T-112 DC		13,30
VNKPP070501	T-71...T-112 AC BOMBA / PUMP		10,34
VNKPP070502	T-71	0,33...0,5 CV	16,31
VNKPP070503	T-80 AC	0,75...1 CV	18,54
VNKPP070504	T-90 AC	1,5...2 CV	18,76
VNKPP070505	T-100...T-112 AC	3...5,5 CV	21,12



ACOPLAMIENTO ESTRIADO GRUPO K1

COUPLING SPLINED GROUPS K1
ACCOUPEMENT CANNELÉ GROUPE K1

Ref.	Type	Rang.	€
VNKPP070506	T-71 AC	0,33...0,5 CV	90,22
VNKPP070507	T-80 AC	0,75...1 CV	93,98
VNKPP070508	T-90 AC	1,5...2 CV	95,91
VNKPP070509	T-100...T-112 AC	3...5,5 CV	114,13

BRIDAS VINCKE
VINCKE FLANGES
BRIDES VINCKE



BRIDA MOTOR GRUPO K0
MOTOR FLANGE GROUP K0
BRIDE MOTEUR GROUPE K0

Ref.	Type	Rang.	€
VNKPP080101	T-80 DC		59,41
VNKPP080102	T-63 AC	0,16...0,25 CV	66,68
VNKPP080103	T-71 AC	0,33...0,5 CV	63,56
VNKPP080104	T-80 AC	0,75...1 CV	52,02



BRIDA MOTOR GRUPO K1
MOTOR FLANGE GROUP K1
BRIDE MOTEUR GROUPE K1

Ref.	Type	Rang.	€
VNKPP080202	T-71 AC	0,33...0,5 CV	14,61
VNKPP080203	T-80 AC	0,75...1 CV	16,01
VNKPP080204	T-90 AC	1,5...2 CV	19,89
VNKPP080205	T-100/112 AC	3...5,5 CV	20,30



ADAPTADOR BRIDA GRUPOS K0, K1
ADAPT. FLANGE GROUPS K0, K1
ADAPTATEUR BRIDE POME GROUPES K0, K1

Ref.	Type	€
VNKPP080105	K0	20,30

BLOQUES VINCKE
VINCKE BLOCKS
BLOCS VINCKE



BLOQUE ROTACIÓN GRUPO K1
ROTATION BLOCK GROUP K1
BLOC DE ROTATION GROUPE K1

Ref.	Long.	Type	€
VNKPP090106	80	90°	69,13



BLOQUE MODULAR DE REALZO NG-6 GRUPO K1
SPACE MODULAR BLOCKS NG-6 GROUP K1
BLOC MODULAIRE ENTRETOISE NG-6 GROUPE K1

Ref.	Type	€
VNKPP090113	Cetop3	28,25



BLOQUE MODULAR NG-6 PARALELO GRUPOS K0, K1
SPACE MODULAR BLOCKS NG-6 GROUPS K0, K1
BLOC MODULAIRE NG-6 PARALLÈLE GROUPES K0, K1

Ref.	Type	€
VNKPP090109	3/8"- BACK	62,46
VNKPP090114	3/8"- SIDE	63,62



BLOQUE MODULAR NG-6 SERIE SALIDA LAT. GR. K0, K1
BLOCK MOD. NG-6 TANDEM SIDE PORT GR.K0, K1
BLOC MODULAIRE NG-6 SÉRIE SORTIE LAT. GROUPES K0, K1

Ref.	Type	€
VNKPP090108	3/8"	74,15



BLOQUE MODULAR 2/2 + TANQUE GRUPO K1
MODULAR BLOCK 2/2 + TANK GROUP K1
BLOC MODULAIRE 2/2 + T GROUPE K1

Ref.	Type	€
VNKPP090105	BM22	51,35



COLLARÍN PARA DEPÓSITO GRUPOS K0, K1
NECK FOR TANK GROUPS K0, K1 VINCKE
COLLERETTE POUR RÉSERVOIR GROUPES K0, K1

Ref.	Type	€
VNKPP100101	96x31	16,07
VNKPP100102	123x25	15,86

MINICENTRALES MONTADAS
ASSEMBLED POWER PACKS
MINI-CENTRALES ASSEMBLÉES

SOPORTE FIJACIÓN GRUPOS K0, K1

FIXING SUPPORT GROUPS K0, K1
SUPPORT FIXATION GROUPES K0, K1



Ref.	Type	€
VNKPP100103	VPP-1	15,18
VNKPP100104	VPP-2 95mm	22,67

VÁLVULAS SOFT-START GRUPO K1

VALVE SOFT-START GROUP K1 VINCKE
VALVULA SOFT-START GROUPE K1



Ref.	L	€
VNKPP100105	2...3	66,64
VNKPP100106	3...5	66,64
VNKPP100107	5...9	66,64
VNKPP100108	6...12	66,64
VNKPP100109	11...19	66,64

BOTONERAS CON CABLE SIM/DOB EFECTO GRUPOS K0, K1

BOTON REMOTE WITH CABLE GROUPS K0, K1 VINCKE
BOTIER DE COMMANDE AVEC CABLE S/D EFFET GROUPES K0, K1



Ref.	Long.	Type	Elem. Nr.	€	Volt.
VNKPP100110	3000	S/E-D/E 1 CILINDRO	2 Botones	123,35	12VDC/24VDC
VNKPP100111	3000	S/E-D/E 2 CILINDROS	4 Botones	166,77	12VDC/24VDC
VNKPP100112	3000	S/E	4 Botones	123,35	12VDC/24VDC

MANDO A DISTANCIA

BOTON REMOTE
BOTIER DE COMMANDE



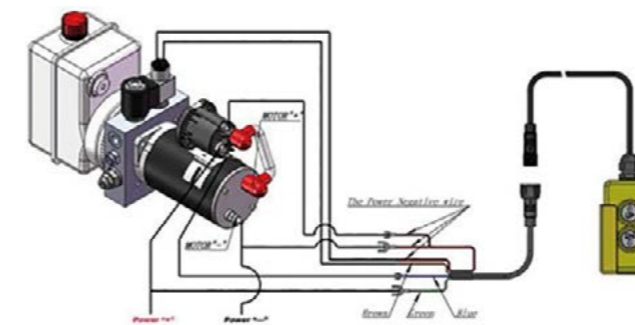
Ref.	Type	Elem. Nr.	Volt.	€
VNKPP100200	S/E	2 Botones	12 dc / 24 dc	300,97
VNKPP100201	D/E	2 Botones	12 dc / 24 dc	300,97
VNKPP100202	S/E - D/E	4 Botones	12 dc / 24 dc	329,61

RACOR RETORNO GRUPOS K1

RETURN FITTING GROUPS K1
RACCORD RETOUR GROUPE K1

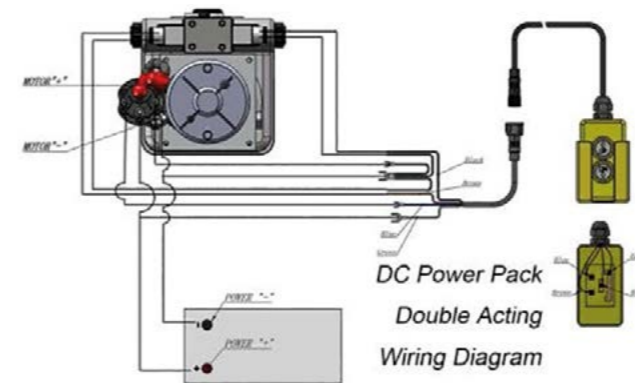


Ref.	Ø	10	€
VNKPP060202	1/4	10	2,54




MINI CENTRAL SIMPLE EFECTO CON BOTONERA
SINGLE ACTING POWER PACK WITH BOTON REMOTE
MINI-CENTRALES SIMPLE EFFET AVEC BOITIER COMMANDE

Ref.	Type	€
VNKPPSE000242	MINI. S/E 2,1 T8LH 12DC	923,31
VNKPPSE000244	MINI. S/E 2,1 T8LH 24DC	923,31



MINI CENTRAL DOBLE EFECTO CON BOTONERA
DOUBLE ACTING POWER PACK WITH BOTON REMOTE
MINI-CENTRALES DOUBLE EFFET AVEC BOITIER COMMANDE

Ref.	Type	€
VNKPPDE000246	MINI. D/E 2,1 T8LH 12DC	1032,48



CENTRAL COMPACTA DOCK LEVELLER
DOCK LEVELLER POWER PACK
MINI-CENTRALE NIVEAU DE QUAI


Ref.	Type	€
VNKPPSE002402.1	DOCK LEVELLER	1335,48
VNKPPSE003129	DOCK LEVELLER RETRATABLE	1517



MOTOR BOMBA VMP-K1DC
MOTOR PUMP VMP-K1DC
MOTEUR POMPE VMP-K1DC

Ref.	Type	(cm ³)	W	V	A	€
HIDESC002877	VMP-K1DC1600-12- 1,8cc	1,8	1600	12 dc	150	817,87
HIDESC002878	VMP-K1DC1600-12- 2,7cc	2,7	1600	12 dc	150	834,04
HIDESC002879	VMP-K1DC1600-12- 3,7cc	3,7	1600	12 dc	150	817,87
HIDESC002880	VMP-K1DC1600-12- 4,2cc	4,2	1600	12 dc	150	817,87
HIDESC002881	VMP-K1DC2200-24- 1,3cc	1,3	2200	24 dc	150	869,19
HIDESC002882	VMP-K1DC2200-24- 1,8cc	1,8	2200	24 dc	150	869,19
HIDESC002883	VMP-K1DC2200-24- 2,7cc	2,7	2200	24 dc	150	869,19
HIDESC002884	VMP-K1DC2200-24- 3,7cc	3,7	2200	24 dc	150	869,19
HIDESC002885	VMP-K1DC2200-24- 4,2cc	4,2	2200	24 dc	150	869,19
HIDESC002886	VMP-K1DC2200-24- 4,8cc	4,8	2200	24 dc	150	869,19

POWER UNITS SINGLE ACTING KO



KO	SE	1	2	3	S/P	H/V	4	TNV	SCC
----	----	---	---	---	-----	-----	---	-----	-----

PRESSURE RANGE	
N	plug
O	5 ... 40
A	30 ... 100
B	50 ... 210
C	100 ... 350

cm ³
0.19
0.25
0.38
0.5
0.65
0.75
0.88
1.00
1.25
1.5
1.75
2

TANK	
Horizontal	
1	
1.5	
2.5	
4	
Vertical	
1	
1.5	
2.5	
4	

MOTOR	
DC	
C01	500W 12DC Ø80
C02	500W 24DC Ø80
C03	800W 12DC Ø80
C04	800W 24DC Ø80
C05	1600W 12DC Ø112
C06	1600W 12DC Ø112 Fan.
C07	1600W 24DC Ø112
C08	2100W 12DC Ø112
C09	2100W 12DC Ø112
C10	2200W 24DC Ø112 Fan.
C11	2000W 48DC Ø112
AC	
M0	0.16CV Mon-4P
M0.5	0.25CV Mon-4P
M1	0.33CV Mon-4P
M2	0.5CV Mon-4P
M3	0.75CV Mon-4P
M4	1CV Mon-4P
T0	0.16CV Trif-4P
T05	0.16CV Trif-4P
T1	0.33CV Trif-4P
T2	0.5CV Trif-4P
T3	0.75CV Trif-4P
T4	1CV Trif-4P
T5	1.5CV Trif-4P
S Mx/Tx	W/o Motor

e/v	
NC	
NC-E	
NA	
NA-E	
NC-D	
NC-PM	

VOLTAJE	
12 DC	
24 DC	
24 RAC	
110 RAC	
220 RAC	

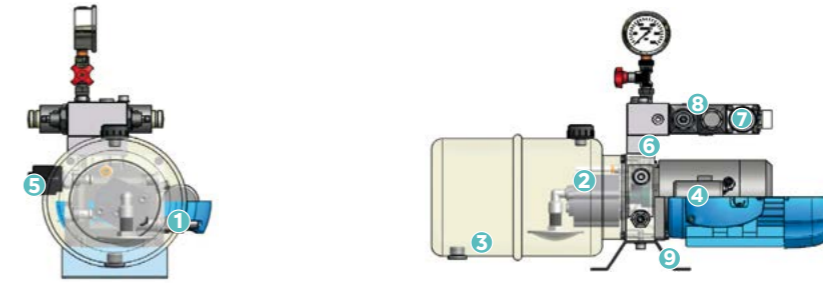
MANOMETER	
FT1	UPRIGHT
FT2	ELBOW
M***	***=RANG
Example: M250; 0-250bar	

S	Splined
H	Helical

example:
K0-SE-B-2-1 LT-H-T4-NC-E 12DC-TNV-SCC

For more options (hand valves, additional hand pumps, flow control valves pressure gauges, pressure connections, pressure switches, etc..) please contact our sales department.

POWER UNITS DOUBLE ACTING KO



KO	SE	1	2	3	S/P	H/V	4	5	6	7	8	9
----	----	---	---	---	-----	-----	---	---	---	---	---	---

PRESSURE RANGE	
N	plug
O	5 ... 40
A	30 ... 100
B	50 ... 210
C	100 ... 350

cm ³
0.19
0.25
0.38
0.5
0.65
0.75
0.88
1.00
1.25
1.5
1.75
2

TANK	
Horizontal	
1	
1.5	
2.5	
4	
Vertical	
1	
1.5	
2.5	
4	

MOTOR	
DC	
C01	500W 12DC Ø80
C02	500W 24DC Ø80
C03	800W 12DC Ø80
C04	800W 24DC Ø80
C05	1600W 12DC Ø112
C06	1600W 12DC Ø112 Fan.
C07	1600W 24DC Ø112
C08	2100W 12DC Ø112
C09	2100W 12DC Ø112
C10	2200W 24DC Ø112 Fan.
C11	2000W 48DC Ø112
AC	
M0	0.16CV Mon-4P
M0.5	0.25CV Mon-4P
M1	0.33CV Mon-4P
M2	0.5CV Mon-4P
M3	0.75CV Mon-4P
M4	1CV Mon-4P
T0	0.16CV Trif-4P
T05	0.16CV Trif-4P
T1	0.33CV Trif-4P
T2	0.5CV Trif-4P
T3	0.75CV Trif-4P
T4	1CV Trif-4P
T5	1.5CV Trif-4P
S Mx/Tx	W/o Motor

e/v	
NA	
NA-E	
NC-PM	

VOLTAJE	
12 DC	
24 DC	
24 RAC	
110 RAC	
220 RAC	

MANOMETER	
FT1	UPRIGHT
FT2	ELBOW
M***	***=RANG
Example: M250; 0-250bar	

S	Splined
H	Helical

example:
K0-DE-B-1,5-PH-C24-PT

For more options (hand valves, additional hand pumps, flow control valves pressure gauges, pressure connections, pressure switches, etc..) please contact our sales department.

SUBPLATE	
PT	P-T
3	90°
4	S/E

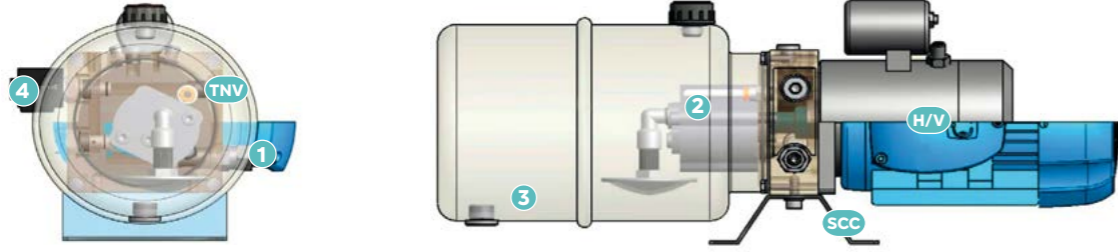
NG-6 CETOP VALVES	
D	
G	
E	
H	
J	
HA	
X	*OPTION
FW	
FA	
FB	
PW	
PA	
PB	
LW	
LA	
LB	

S	Splined
H	Helical

example:
K0-DE-B-1,5-PH-C24-PT

For more options (hand valves, additional hand pumps, flow control valves pressure gauges, pressure connections, pressure switches, etc..) please contact our sales department.

POWER UNITS SINGLE ACTION K1



K1	SE	1	2	3	S/P	H/V	4	TNV	SCC
----	----	---	---	---	-----	-----	---	-----	-----

PRESSURE RANGE

N	plug
O	5 ... 40
A	30 ... 100
B	50 ... 210
C	100 ... 350

TANK

Horizontal	
P (Plastic)	S (Steel)
1.5	1.5
2.5	2.5
4	5
5	8
7	10
8	12
10	18
12	24
	30
	50
Vertical	
P (Plastic)	S (Steel)
1.5	1.5
2.5	2.5
4	5
5	7
7	8
8	10
10	12
12	15
	20
	30
	55

MOTOR

DC	
C01	500W 12DC Ø80
C02	500W 24DC Ø80
C03	800W 12DC Ø80
C04	800W 24DC Ø80
C05	1600W 12DC Ø112
C06	1600W 12DC Ø112 Fan.
C07	1600W 24DC Ø112
C08	2100W 12DC Ø112
C09	2100W 12DC Ø112
C10	2200W 24DC Ø112 Fan.
C11	2000W 48DC Ø112
C12	3000W 24DC Ø125
AC	
M1	0.33CV Mon-4P
M2	0.5CV Mon-4P
M3	0.75CV Mon-4P
M4	1CV Mon-4P
M5	1.5CV Mon-4P
M6	2CV Mon-4P
M7	3CV Mon-4P
M8	4CV Mon-4p
M9	5CV Mon-4p
T1	0.33CV Trif-4P
T2	0.5CV Trif-4P
T3	0.75CV Trif-4P
T4	1CV Trif-4P
T5	1.5CV Trif-4P
T6	2CV Trif-4P
T7	3CV Trif-4P
T8	4CV Trif-4P
T9	5CV Trif-4P
S Mx/Tx	W/o Motor

e/v

NC	
NC-E	
NA	
NA-E	
NC-D	
NC-PM	

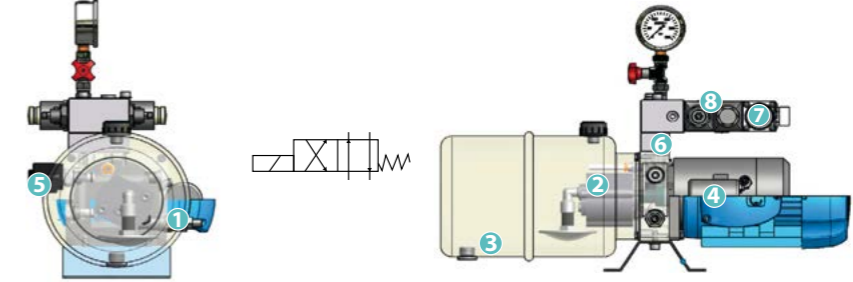
VOLTAJE

12 DC
24 DC
24 RAC
110 RAC
220 RAC

MANOMETER

FT1	UPRIGHT
FT2	ELBOW
M***	***=RANG
	Example: M250; 0-250bar

POWER UNITS DOUBLE ACTION K1



K1	DE	1	2	3	S/P	H/V	4	5	6	7	8	SCC
----	----	---	---	---	-----	-----	---	---	---	---	---	-----

PRESSURE RANGE

N	plug
O	5 ... 40
A	30 ... 100
B	50 ... 210
C	100 ... 350

TANK

Horizontal	
Plastic	Metal
1.5	1.5
2.5	2.5
4	5
5	8
7	10
8	12
10	18
12	24
	30
	50
Vertical	
Plastic	Metal
1.5	1.5
2.5	2.5
4	5
5	7
7	8
8	10
10	12
12	15
	20
	30
	55

MOTOR

DC	
C01	500W 12DC Ø80
C02	500W 24DC Ø80
C03	800W 12DC Ø80
C04	800W 24DC Ø80
C05	1600W 12DC Ø112
C06	1600W 12DC Ø112 Fan.
C07	1600W 24DC Ø112
C08	2100W 12DC Ø112
C09	2100W 12DC Ø112
C10	2200W 24DC Ø112 Fan.
C11	2000W 48DC Ø112
C12	3000W 24DC Ø125
C13	2000W 12DC Ø125 Fan.
C14	3000W 12DC Ø125 Fan.
C15	3000W 24DC Ø125 Fan.
C16	2500W 12DC Ø151 Fan.
C17	3000W 24DC Ø151 Fan.
C18	4000W 24DC Ø141 Fan.
AC	
M1	0.33CV Mon-4P
M2	0.5CV Mon-4P
M3	0.75CV Mon-4P
M4	1CV Mon-4P
M5	1.5CV Mon-4P
M6	2CV Mon-4P
M7	3CV Mon-4P
M8	4CV Mon-4p
M9	5CV Mon-4p
T1	0.33CV Trif-4P
T2	0.5CV Trif-4P
T3	0.75CV Trif-4P
T4	1CV Trif-4P
T5	1.5CV Trif-4P
T6	2CV Trif-4P
T7	3CV Trif-4P
T8	4CV Trif-4P
T9	5CV Trif-4P
S Mx/Tx	W/o Motor

e/v cartridge

NA	
NA-E	
NC-PM	

NG-6 CETOP VALVES

D	
G	
E	
H	
J	
HA	
X	*OPTION

VOLTAJE

12 DC
24 DC
24 RAC
110 RAC
220 RAC


MANOMETER

FT1	UPRIGHT
FT2	ELBOW
M***	***=RANG
	Example: M250; 0-250bar

S	Splined
H	Helical

example:
K1 - DE - B - 2.6 - 12 LT - H - T4 - NC - EE 12DC - STCB - SCC


For more options (hand valves, additional hand pumps, flow control valves pressure gauges, pressure connections, pressure switches, etc.) please contact our sales department.



MOTORES ELÉCTRICOS
ELECTRICAL MOTORS
MOTEURS ÉLECTRIQUES

01 **MOTORES ELÉCTRICOS MONOFASICOS**
 ELECTRICAL SINGLE-PHASE MOTORS
 MOTEURS ÉLECTRIQUES MONOPHASES
PÁGINA 128

02 **MOTORES ELÉCTRICOS TRIFASICOS**
 ELECTRICAL SINGLE-PHASE MOTORS
 MOTEURS ÉLECTRIQUES TRIPHASES
PÁGINA 129



MOTORES ELÉCTRICOS MONOFÁSICOS
ELECTRICAL SINGLE-PHASE MOTORS
MOTEURS ÉLECTRIQUES MONOPHASÉS



MOTORES ELÉCTRICOS MONOFÁSICOS 1500 RPM, BRIDA B5, ALTO PAR
ELECTRICAL SINGLE PHASE MOTOR 1500 RPM, B5 HIGH TORQUE
MOTEUR ÉLECTR. MONOPHASÉS 1500RPM, B5 FORT COUPLE

Ref.	Type	CV	€
VNKMMB540711	T-71	0,33	292,46
VNKMMB540712	T-71	0,5	314,94
VNKMMB540801	T-80	0,75	416,21
VNKMMB540802	T-80	1	438,70
VNKMMB540901	T-90	1,5	551,16


Ref.	Type	CV	€
VNKMMB540902	T-90	2	607,35
VNKMMB541001	T-100	3	753,57
VNKMMB541002	T-100	4	888,27
VNKMMB541121	T-112	5	931,31



MOTORES ELECTRICOS MONOFASICOS 3000 RPM, B5 ALTO PAR
ELECTRICAL SINGLE PHASE MOTOR 3000RPM, B5 HIGH TORQUE
MOTEUR ÉLECTR. MONOPHASÉS 3000RPM, B5 FORT COUPLE

Ref.	Type	CV	€
VNKMMB520631	T-63	0,25	241,69
VNKMMB520632	T-63	0,33	255,23
VNKMMB520711	T-71	0,5	314,18
VNKMMB520712	T-71	0,75	346,40
VNKMMB520801	T-80	1	471,71


Ref.	Type	CV	€
VNKMMB520802	T-80	1,5	512,67
VNKMMB520901	T-90	2	637,01
VNKMMB520902	T-90	3	741,86
VNKMMB521001	T-100	4	961,62
VNKMMB521121	T-112	5	1131,83



MOTORES ELECTRICOS MONOFASICOS 1500 RPM, B14 ALTO PAR
SINGLE-PHASE MOTOR 1500RPM, BRIDGE B14 HIGH TORQUE
MOTEUR MONOPHASÉ 1500 RPM, BRIDE B14 FORT COUPLE

Ref.	Type	CV	€
VNKMMB1440711	T-71	0,33	346,79
VNKMMB1440712	T-71	0,5	375,17
VNKMMB1440801	T-80	0,75	465,17
VNKMMB1440802	T-80	1	498,60
VNKMMB1440901	T-90	1,5	628,47

Ref.	Type	CV	€
VNKMMB1440902	T-90	2	739,08
VNKMMB1441001	T-100	3	1103,47
VNKMMB1441002	T-100	4	1072,47
VNKMMB1441121	T-112	5	1237,43



MOTORES ELECTRICOS MONOFASICOS 3000 RPM, B14 ALTO PAR
SING-PHASE MOTOR 3000 RPM, FLANGE B14 HIGH TORQUE
MOTEUR MONOPHASÉ 3000 RPM, BRIDE B14 FORT COUPLE

Ref.	Type	CV	€
VNKMMB1420631	T-63	0,25	203,88
VNKMMB1420632	T-63	0,33	243,64
VNKMMB1420711	T-71	0,5	314,18
VNKMMB1420712	T-71	0,75	346,40
VNKMMB1420801	T-80	1	471,71

Ref.	Type	CV	€
VNKMMB1420802	T-80	1,5	512,67
VNKMMB1420901	T-90	2	637,01
VNKMMB1420902	T-90	3	741,86
VNKMMB1421001	T-100	4	961,62

MOTORES ELÉCTRICOS TRIFÁSICOS IE1 / IE3
ELECTRICAL THREE-PHASE MOTORS IE1 / IE3
MOTEURS ÉLECTRIQUES TRIPHASÉS IE1 / IE3



MOTORES ELECTRICOS TRIFASICOS 1500 RPM B5
MOTORES ELECTRICOS TRIFASICOS 1500 RPM B5
MOTEUR ÉLECTRIQUES TRIPHASÉS 1500 RPM B5

Ref.	Type	CV	€
VNKTMB540632	T-63 IE3	0,25	212,21
VNKTMB540711	T-71 IE3	0,33	278,98
VNKTMB540712	T-71 IE3	0,5	301,89
VNKTMB540801	T-80 IE3	0,75	341,62
VNKTMB540802	T-80 IE3	1	432,46
VNKTMB540901	T-90 IE3	1,5	506,67
VNKTMB540902	T-90 IE3	2	577,36
VNKTMB540903	T-90 IE3	3	639,05
VNKTMB541001	T-100 IE3	3	651,83
VNKTMB541002	T-100 IE3	4	726,82


Ref.	Type	CV	€
VNKTMB541121	T-112 IE3	5,5	954,84
VNKTMB541122	T-112 IE3	7,5	1159,72
VNKTMB541321	T-132 IE3	7,5	1489,11
VNKTMB541322	T-132 IE3	10	1721,89
VNKTMB541323	T-132 IE3	12,5	1966,13
VNKTMB541601	T-160 IE3	15	2552,20
VNKTMB541602	T-160 IE3	20	2898,34
VNKTMB541801	T-180 IE3	25	3664,66
VNKTMB541802	T-180 IE3	30	3911,52
VNKTMB542001	T-200 IE3	40	5088,04



MOTORES ELECTRICOS TRIFASICOS 1500 RPM B14
ELECTRICAL THREE PHASE MOTORS 1500 RPM B14
MOTEUR ÉLECTRIQUES TRIPHASÉS 1500 RPM B14

Ref.	Type	CV	€
VNKTMB1440632	T-63 IE1	0,25	212,21
VNKTMB1440632IE3	T-63 IE3	0,25	235,92
VNKTMB1440711	T-71 IE1	0,33	381,07
VNKTMB1440711IE3	T-71 IE3	0,33	282,28
VNKTMB1440712	T-71 IE1	0,5	271,73
VNKTMB1440712IE3	T-71 IE3	0,5	330,05
VNKTMB1440801	T-80 IE1	0,75	341,62
VNKTMB1440801IE3	T-80 IE3	0,75	366,29
VNKTMB1440802	T-80 IE1	1	386,69
VNKTMB1440802IE3	T-80 IE3	1	386,61
VNKTMB1440901	T-90 IE1	1,5	420,82

Ref.	Type	CV	€
VNKTMB1440901IE3	T-90 IE3	1,5	488,71
VNKTMB1440902IE3	T-90 IE3	2	571,83
VNKTMB1440903	T-90 IE1	3	471,76
VNKTMB1441001	T-100 IE1	3	703,20
VNKTMB1441001IE3	T-100 IE3	3	724,56
VNKTMB1441002	T-100 IE1	4	724,68
VNKTMB1441002IE3	T-100 IE3	5	838,06
VNKTMB1441121	T-112 IE1	5,5	752,47
VNKTMB1441121IE3	T-112 IE3	5,5	979,59
VNKTMB1441122	T-112 IE1	7,5	853,16
VNKTMB1441122IE3	T-112 IE3	7,5	1180,67



BLOQUES, VÁLVULAS EN LÍNEA Y ACUMULADORES

**MANIFOLDS, IN-LINE VALVES
AND ACCUMULATORS**

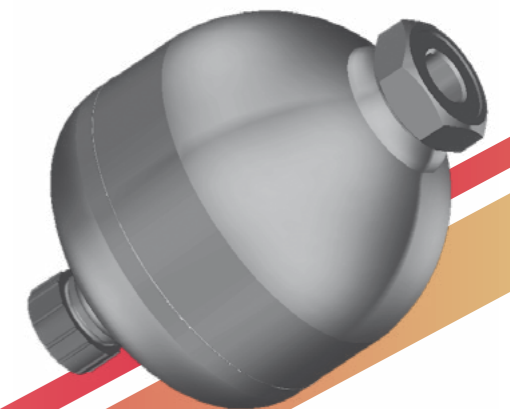
***BLOCS, VALVES EN LIGNE
ET ACCUMULATEURS***


01 **BLOQUES EN LÍNEA**
MANIFOLDS IN-LINE
BLOCS EN LIGNE
PÁGINA 132

02 **VÁLVULAS EN LÍNEA**
IN-LINE VALVES
VALVES EN LIGNE
PÁGINA 136

03 **VÁLVULAS DE CARTUCHO**
CARTRIDGE VALVES
VALVES DE CARTOUCHE
PÁGINA 156

04 **ACUMULADORES**
ACUMULATORS
ACCUMULATEURS
PÁGINA 162





BLOQUES EN LÍNEA
MANIFOLDS IN-LINE
BLOCS EN LIGNE

01 **BLOQUES EN LINEA**
MANIFOLDS IN-LINE
BLOCS EN LIGNE
PÁGINA 134

BLOQUES LÍNEA
MANIFOLDS IN-LINE
BLOCS EN LIGNE




BLOQUES DE ALTA Y BAJA PRESIÓN
HIGH AND LOW PRESSURE MANIFOLDS
BLOCS HAUTE ET BASSE PRESSION

Ref.	Port	Q (l/min.)	Type	Rang.	⊙	€
HOR520002	1/4	40	BECE3 CETOP3 (NG6)	20...100/40...250	350	470,32
HOR520003	1/4	100	BECE5 CETOP5 (NG10)	20...100/40...250	350	935,93
HOR520004	1/4	150	BECE7 CETOP7 (NG16)	20...100/40...250	350	1375,07
HOR520005	3/8	40	VEPVP-4038	20...100/40...250	350	348,48
HOR520006	1/2	80	VEPVP-8012	20...100/40...250	350	348,48
HOR520007	3/4	150	VEPVP-150	20...100/40...250	350	535,99

BLOQUES DE ELEVACIÓN
CONTROL VALVES FOR ELEVATION
BLOCS D'ÉLEVATION



Ref.	Port	Q (l/min.)	Rang.	Volt.	€
HOR570020	3/8	40	50...250	12 dc	489,17
HOR570021	3/8	40	50...250	24 dc	489,18
HOR570022	3/8	40	50...250	220 rac	576,56
HOR570023	3/4	70	50...250	12 dc	910,19
HOR570024	3/4	70	50...250	24 dc	922,17
HOR570025	3/4	70	50...250	220 rac	1002,72
HOR570026	1"	150	50...250	12 dc	1085,06
HOR570027	1"	150	50...250	24 dc	1087,16
HOR570028	1"	150	50...250	220 rac	1085,06





VÁLVULAS EN LÍNEA IN-LINE VALVES VALVES EN LIGNE

Todas las válvulas de control en línea son fabricadas por CBF, Vincke mantiene una relación de décadas con esta marca por su calidad y competitividad. Hoy, CBF fabrica una amplia gama de válvulas hidráulicas para el sector de equipos móviles e industriales en constante expansión, y también diseña y fabrica sistemas hidráulicos según las especificaciones del cliente.

All linear control valves are manufactured by CBF, a brand with which Vincke has dealt with for decades thanks to its quality and competitiveness. Today, CBF manufactures a wide range of hydraulic valves for the mobile and industrial sectors, which are constantly growing, and design and manufacture hydraulic systems according to client specifications.

Toutes les valves de régulation en ligne sont fabriquées par CBF. Vincke a une relation de plusieurs décennies avec cette marque reconnue pour sa qualité et sa compétitivité. Aujourd'hui, CBF fabrique une large gamme de vannes hydrauliques pour le secteur en pleine expansion des équipements industriels et mobiles, et conçoit et fabrique également des systèmes hydrauliques selon les spécifications des clients.

01 ELECTROVÁLVULAS
SOLENOIDS
ÉLECTRO-VALVES
PÁGINA 138

02 LIMITADORAS
RELIEF VALVES
LIMITEURS
PÁGINA 141

03 REDUCTORAS CUERPO ALUMINIO
REDUCING VALVES
ALUMINIUM BODY
RÉDUCTEURS CORPS ALUMINIUM
PÁGINA 143

04 VÁLVULAS SECUENCIA
CUERPO ALUMINIO
SEQUENCE VALVES ALUMINIUM BODY
VALVES SÉQUENCE CORPS
ALUMINIUM
PÁGINA 143

05 ANTIRRETORNOS (ENLÍNEA)
CHECK VALVES
ANTI-RETOURS
PÁGINA 144

06 REGULADORES DE CAUDAL
REGULATOR FLOW
REGULATEURS DE DÉBIT
PÁGINA 146


07 OVERCENTERS
LOAD CONTROL VALVES
VALVES D'EQUILIBRAGE
PÁGINA 148

08 VÁLVULAS PARA MOTOR
MOTOR VALVES
VALVES POUR MOTEURS
PÁGINA 150

09 DISTRIBUIDORES (ROTATIVOS)
MANUAL ROTARY DIRECTIONAL
CONTROL VALVES (ROTARY DIREC.)
DISTRIBUTEURS À MAIN ROTATIF
PÁGINA 154

ELECTROVÁLVULAS EN LÍNEA
IN-LINE SOLENOIDS
ÉLECTRO-VALVES EN LIGNE


2/2 NORMALMENTE ABIERTAS
2/2 NORMALLY OPEN
2/2 NORMALEMENT OUVERTES



Ref.	Symbol	Q (l/min.)	Pressure	Volt.	€
HOR570118.85	1/4	40	280	12 dc	206,66
HOR570118.86	1/4	40	280	24 dc	200,58
HOR570118.87	1/4	40	280	110 rac	227,56
HOR570118.88	1/4	40	280	220 rac	219,04
HOR570120.1	3/8	40	280	12 dc	209,69
HOR570119	3/8	40	280	24 dc	203,62
HOR570120.2	3/8	40	280	110 rac	230,62
HOR570120	3/8	40	280	220 rac	222,11
HOR570120.6	1/2	40	280	12 dc	209,69
HOR570120.3	1/2	40	280	24 dc	193,74
HOR570120.4	1/2	40	280	110 rac	230,62
HOR570120.5	1/2	40	280	220 rac	222,11
HOR570120.7	1/2	70	250	12 dc	250,97
HOR570120.8	1/2	70	250	24 dc	244,91
HOR570120.9	1/2	70	250	110 rac	263,40
HOR570120.85	1/2	70	250	220 rac	260,46
HOR570122.1	3/4	70	250	12 dc	244,40
HOR570121	3/4	70	250	24 dc	271,92
HOR570122.2	3/4	70	250	110 rac	263,40
HOR570122	3/4	70	250	220 rac	344,46
HOR570122.6	3/4	150	250	12 dc	338,39
HOR570122.5	3/4	150	250	24 dc	365,36
HOR570122.7	3/4	150	250	110 rac	356,85
HOR570122.8	3/4	150	250	220 rac	356,85
HOR570123.1	1"	150	250	12 dc	344,45
HOR570123	1"	150	250	24 dc	338,39
HOR570123.2	1"	150	250	110 rac	365,38
HOR570123.3	1"	150	250	220 rac	356,87
HOR570123.5	1" 1/4	200	250	12 dc	428,38
HOR570123.6	1" 1/4	200	250	24 dc	434,41
HOR570123.7	1" 1/4	200	250	220 rac	447,56
HOR570123.8	1" 1/4	200	250	110 rac	455,36

2/2 NORMALMENTE ABIERTAS DOBLE ANTIRRETORNO 40 L/M

2/2 NORMALLY OPEN DOUBLE CHECK VALVE 40 L/M
E/V 2/2 NORMALEMENT OUVERTES DOUBLE ANTI-RETOUR 40 L/M

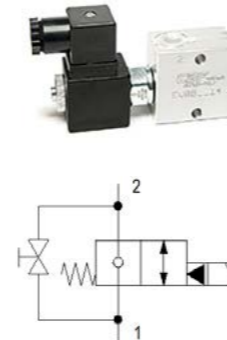


Ref.	Symbol	Q (l/min.)	Pressure	Volt.	€
HOR57620	1/4*	40	280	12 dc	212,90
HOR57621	1/4*	40	280	24 dc	212,90
HOR57622	1/4*	40	280	110 rac	212,90
HOR57623	1/4*	40	280	220 rac	212,90
HOR57624	3/8	40	280	12 dc	212,90
HOR57625	3/8	40	280	24 dc	212,90
HOR57626	3/8	40	280	110 rac	212,90
HOR57627	3/8	40	280	220 rac	212,90
HOR57628	1/2	40	280	12 dc	333,67
HOR57629	1/2	40	280	24 dc	333,73
HOR57630	1/2	40	280	110 rac	333,73
HOR57631	1/2	40	280	220 rac	333,73

*Sin emergencia/ Without emergency/ Pas d'urgence

2/2 NORMALMENTE CERRADAS

2/2 NORMALLY CLOSED
E/V 2/2 NORMALEMENT FERMÉES




Ref.	Symbol	Q (l/min.)	Pressure	Volt.	€
HOR570102.981	1/4*	40	280	12 dc	193,19
HOR570102.982	1/4*	40	280	24 dc	187,12
HOR570102.983	1/4*	40	280	110 rac	214,16
HOR570102.984	1/4*	40	280	220 rac	205,64
HOR570104	3/8	40	280	12 dc	196,25
HOR570103	3/8	40	280	24 dc	194,56
HOR570106	3/8	40	280	110 rac	217,17
HOR570105	3/8	40	280	220 rac	208,66
HOR570108.1	1/2	40	280	12 dc	196,25
HOR570107	1/2	40	280	24 dc	190,19
HOR570108.2	1/2	40	280	110 rac	217,16
HOR570108	1/2	40	280	220 rac	208,66
HOR570109.2	1/2	70	250	12 dc	237,48
HOR570109	1/2	70	250	24 dc	231,41
HOR570109.3	1/2	70	250	110 rac	258,41
HOR570110	1/2	70	250	220 rac	249,89
HOR570112	3/4	70	250	12 dc	237,48
HOR570111	3/4	70	250	24 dc	231,41
HOR570114	3/4	70	250	110 rac	258,41
HOR570113	3/4	70	250	220 rac	249,89
HOR570114.6	3/4	150	250	12 dc	325,76
HOR570114.5	3/4	150	250	24 dc	319,50
HOR570114.8	3/4	150	250	110 rac	346,48
HOR570114.7	3/4	150	250	220 rac	337,96
HOR570116	1"	150	250	12 dc	325,56
HOR570115	1"	150	250	24 dc	319,50
HOR570118	1"	150	250	110 rac	346,48
HOR570117	1"	150	250	220 rac	337,99
HOR570118.6	1" 1/4	200	250	12 dc	406,10
HOR570118.5	1" 1/4	200	250	24 dc	400,09
HOR570118.8	1" 1/4	200	250	110 rac	427,12
HOR570118.7	1" 1/4	200	250	220 rac	418,55

*Sin emergencia/ Without emergency/ Pas d'urgence

LIMITADORAS
RELIEF VALVES
LIMITEURS

2/2 NORMALMENTE CERRADAS DOBLE ANTIRRETORNO 15 L/M


2/2 NORMALLY CLOSED DOUBLE CHECK VALVE 15 L/M
E/V 2/2 NORMALEMENT FERMÉES DOUBLE ANTI-RETOUR 15 L/M



Ref.	Ø	Q (l/min.)	⊙	Volt.	€
HOR570600	1/4	15	280	12 dc	179,12
HOR570601	1/4	15	280	24 dc	179,12
HOR570602	1/4	15	280	110 rac	179,12
HOR570603	1/4	15	280	220 rac	179,12
HOR570604	3/8	15	280	12 dc	179,12
HOR570605	3/8	15	280	24 dc	179,12
HOR570606	3/8	15	280	110 rac	179,12
HOR570607	3/8	15	280	220 rac	179,12

2/2 NORMALMENTE CERRADAS DOBLE ANTIRRETORNO 40 L/M

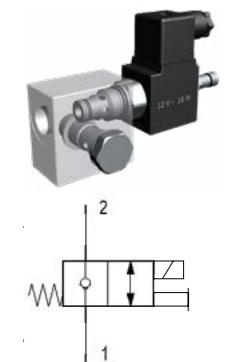
2/2 NORMALLY CLOSED DOUBLE CHECK VALVE 40 L/M
E/V 2/2 NORMALEMENT FERMÉES DOUBLE ANTI-RETOUR 40 L/M



Ref.	Ø	Q (l/min.)	⊙	Volt.	€
HOR570608	1/4	40	280	12 dc	212,90
HOR570609	1/4	40	280	24 dc	212,90
HOR570610	1/4	40	280	110 rac	212,90
HOR570611	1/4	40	280	220 rac	212,90
HOR570612	3/8	40	280	12 dc	212,90
HOR570613	3/8	30	280	24 dc	212,90
HOR570614	3/8	40	280	110 rac	212,90
HOR570615	3/8	40	280	220 rac	212,90
HOR570616	1/2	40	280	12 dc	225,58
HOR570617	1/2	40	280	24 dc	225,58
HOR570618	1/2	40	280	110 rac	228,68
HOR570619	1/2	40	280	220 rac	228,68

2/2 NORMALMENTE CERRADAS BANJO 40L/M


2/2 NORMALLY CLOSED BANJO 40 L/M
2/2 NORMALEMENT FERMÉES BANJO 40 L/M



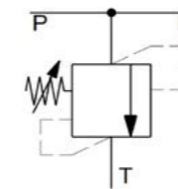
Ref.	Ø	Ø	Q (l/min.)	⊙	Volt.	€
HOR57700	3/8	3/8	40	280	12 dc	192,55
HOR57701	3/8	3/8	40	280	24 dc	192,55
HOR57702	3/8	3/8	40	280	220 rac	205,80

3/2 CON EMERGENCIA 25 L/M

3/2 WITH EMERGENCY 25 L/M
3/2 AVEC SECOURS 25 L/M



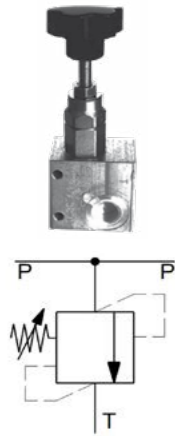
Ref.	Ø	Q (l/min.)	⊙	Volt.	€
HOR570505	3/8	20	280	12dc	257,51
HOR570506	3/8	20	280	24dc	257,51
HOR570507	3/8	20	280	110rac	265,78
HOR570508	3/8	20	280	220rac	265,78



LIMITADORAS CUERPO ALUMINIO

RELIEF VALVES ALUMINIUM BODY
LIMITEURS CORPS ALUMINIUM


Ref.	Ø	Q (l/min.)	Type	Rang.	⊙	€
HOR500001.1	1/4	40	VLP40L1400A	3...40	350	80,69
HOR500001.2	1/4	40	VLP40L1401A	20...100	350	75,28
HOR500001	1/4	40	VLP40L1402A	40...250	350	75,28
HOR500001.3	1/4	40	VLP40L1403A	60...350	350	75,28
HOR500002.1	3/8	40	VLP40L3800A	3...40	350	96,93
HOR500002.2	3/8	40	VLP40L3801A	20...100	350	76,58
HOR500002	3/8	40	VLP40L3802A	40...250	350	76,58
HOR500002.3	3/8	40	VLP40L3803A	60...350	350	76,58
HOR500003.1	1/2	40	VLP40L1200A	3...40	350	121,04
HOR500003.2	1/2	40	VLP40L1201A	20...100	350	78,81
HOR500003	1/2	40	VLP40L1202A	40...250	350	76,58
HOR500003.3	1/2	40	VLP40L1203A	60...350	350	78,81
HOR500004.1	1/2	80	VLP80L1201A	20...100	300	108,80
HOR500004	1/2	80	VLP80L1202A	40...250	300	104,69
HOR500004.2	1/2	80	VLP80L1203A	60...300	300	104,69
HOR500005.1	3/4	80	VLP80L3401A	20...100	300	109,37
HOR500005	3/4	80	VLP80L3402A	40...250	300	109,37
HOR500005.2	3/4	80	VLP80L3403A	60...300	300	109,37
HOR500005.3	3/4	130	VLP130L3401A	20...100	300	228,97
HOR500005.31	3/4	130	VLP130L3402A	40...250	300	228,97
HOR500005.4	3/4	130	VLP130L3403A	60...300	300	228,97
HOR500006.1	1"	130	VLP130L1001A	20...100	300	228,97
HOR500006	1"	130	VLP130L1002A	40...250	300	228,97
HOR500006.2	1"	130	VLP130L1003A	60...300	300	228,97
HOR500006.3	1"	200	VLP200P1001A	20...100	300	234,25
HOR500006.4	1"	200	VLP200P1002A	40...250	300	234,25
HOR500006.5	1"	200	VLP200P1003A	60...300	300	234,25




LIMITADORAS CON VOLANTE CUERPO ALUMINIO
RELIEF VALVES WITH STEERING WHEEL ALUMINIUM BODY
LIMITEURS AVEC VOLANT CORPS ALUMINIUM

Ref.	Symbol	Q (l/min.)	Type	Rang.	Pressure	€
HOR500201	1/4	40	VLP40L1400B	3...40	350	87,79
HOR500202	1/4	40	VLP40L1401B	20...100	350	87,79
HOR500203	1/4	40	VLP40L1402B	40...250	350	87,79
HOR500204	1/4	40	VLP40L1403B	60...350	350	87,79
HOR500205	3/8	40	VLP40L3800B	3...40	350	87,79
HOR500206	3/8	40	VLP40L3801B	20...100	350	87,79
HOR500207	3/8	40	VLP40L3802B	40...250	350	87,79
HOR500208	3/8	40	VLP40L3803B	60...350	350	87,79
HOR500209	1/2	40	VLP40L1200B	3...40	350	132,23
HOR500210	1/2	40	VLP40L1201B	20...100	350	90,11
HOR500211	1/2	40	VLP40L1202B	40...250	350	90,12
HOR500212	1/2	40	VLP40L1203B	60...350	350	90,12
HOR500213	1/2	80	VLP80L1201B	20...100	300	118,96
HOR500214	1/2	80	VLP80L1202B	40...250	300	124,46
HOR500215	1/2	80	VLP80L1203B	60...300	300	118,96
HOR500216	3/4	80	VLP80L3401B	20...100	300	125,46
HOR500217	3/4	80	VLP80L3402B	40...250	300	125,46
HOR500218	3/4	80	VLP80L3403B	60...300	300	129,13
HOR500219	3/4	130	VLP130L3401B	20...100	300	187,36
HOR500220	3/4	130	VLP130L3402B	40...250	300	187,36
HOR500221	3/4	130	VLP130L3403B	60...300	300	187,37
HOR500222	1"	130	VLP130L1001B	20...100	300	208,35
HOR500223	1"	130	VLP130L1002B	40...250	300	208,34
HOR500224	1"	130	VLP130L1003B	60...300	300	208,35
HOR500225	1"	200	VLP200P1001B	20...100	300	246,62
HOR500226	1"	200	VLP200P1002B	40...250	300	246,61

LIMITADORAS DOBLES CUERPO ALUMINIO
DOUBLE RELIEF VALVES ALUMINIUM BODY
LIMITEURS DOUBLES CORPS ALUMINIUM




Ref.	Symbol	Q (l/min.)	Type	Rang.	Pressure	€
HOR5000600	3/8	40	VLP40DIL3800A	3...40	300	163,58
HOR5000601	3/8	40	VLP40DIL3801A	20...100	300	140,34
HOR5000602	3/8	40	VLP40DIL3802A	40...250	300	140,34
HOR5000602.1	3/8	40	VLP40DIL3803A	60...350	300	140,34
HOR5000602.2	1/2	40	VLP40DIL1200A	3...40	300	168,87
HOR5000602.3	1/2	40	VLP40DIL1201A	20...100	300	147,19
HOR5000603	1/2	40	VLP40DIL1202A	40...250	300	147,09
HOR5000603.1	1/2	40	VLP40DIL1203A	60...350	300	147,09
HOR5000603.2	1/2	80	VLP80DIL1201A	20...100	300	181,74
HOR5000603.3	1/2	80	VLP80DIL1202A	40...250	300	181,73
HOR5000603.4	1/2	80	VLP80DIL1203A	60...300	300	181,74
HOR5000603.5	3/4	80	VLP80DIL3401A	20...100	300	195,91
HOR5000603.6	3/4	80	VLP80DIL3402A	40...250	300	195,91
HOR5000603.7	3/4	80	VLP80DIL3403A	60...300	300	195,91
HOR5000603.8	1"	130	VLP130DIL1001A	20...100	250	391,11
HOR5000603.9	1"	130	VLP130DIL1002A	40...250	250	391,11
HOR5000603.10	1"	130	VLP130DIL1002A	60...300	250	391,11



REDUCTORAS CUERPO ALUMINIO
REDUCING VALVES ALUMINIUM BODY
RÉDUCTEURS CORPS ALUMINIUM

Ref.	Symbol	Q (l/min.)	Type	Rang.	Pressure	€
HOR500010	3/8	25	RP25VU3801A	20...100	280	256,46
HOR500007	3/8	25	RP25VU3802A	40...130	280	256,46
HOR500011	1/2	25	RP25VU1201A	20...100	280	256,46
HOR500008	1/2	25	RP25VU1202A	40...130	280	256,46

VÁLVULAS SECUENCIA CUERPO ALUMINIO
SEQUENCE VALVES ALUMINIUM BODY
VALVES SÉQUENCE CORPS ALUMINIUM



Ref.	Symbol	Q (l/min.)	Type	Rang.	Pressure	€
HOR530000	3/8	40	VSQ403800A	3...40	300	134,63
HOR530000.1	3/8	40	VSQ403801A	20...100	300	116,31
HOR530001	3/8	40	VSQ403802A	40...250	300	116,30
HOR530002.0	3/8	40	VSQ403803A	60...350	300	116,31
HOR530002.1	1/2	40	VSQ401201A	3...40	300	134,07
HOR530002.2	1/2	40	VSQ401202A	20...100	300	134,07
HOR530002	1/2	40	VSQ401203A	40...250	300	134,07
HOR530002.3	1/2	40	VSQ401204A	60...350	300	134,07
HOR530005	1/2	80	VSQ80L1201A	20...100	300	170,50
HOR530005.1	1/2	80	VSQ80L1202A	40...250	300	170,50
HOR530005.2	1/2	80	VSQ80L1203A	60...300	300	170,50
HOR530005.3	3/4	80	VSQ80L3401A	20...100	300	178,47
HOR530005.4	3/4	80	VSQ80L3402A	40...250	300	178,46
HOR530005.5	3/4	80	VSQ80L3403A	60...300	300	178,47
HOR530005.6	1"	130	VSQ130L1001A	20...100	300	359,98
HOR530005.7	1"	130	VSQ130L1002A	40...250	300	359,98
HOR530005.8	1"	130	VSQ130L1003A	60...300	300	359,98


ANTIRRETORNOS (EN LÍNEA)
CHECK VALVES (IN-LINE)
ANTI-RETOURS (EN LIGNE)

ANTIRRETORNOS CUERPO ACERO
CHECK VALVES STEEL BODY
ANTI-RETOURS CORPS ACIER



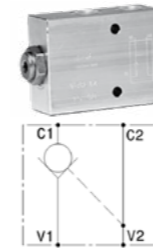
Ref.	Ø	Q (l/min.)	Type	⊙	€
STU17002	1/8	6	VU18-5 PSI	400	20,79
STU17004	1/4	24	VU14-5 PSI	350	16,87
STU17006	3/8	46	VU38-5 PSI	350	19,08
STU17008	1/2	90	VU12-5 PSI	300	24,20
STU17012	3/4	148	VU34-5 PSI	300	34,68
STU17016	1"	200	VU100-5 PSI	300	69,05
STU17020	1" 1/4	378	VU114-5 PSI	250	121,98
STU17024	1" 1/2	600	VU112-5 PSI	250	162,62
STU17032	2"	1000	VU200-5 PSI	150	338,14
STU17304	1/4	24	VU14-14 PSI	350	20,29
STU17306	3/8	46	VU38-14 PSI	350	21,72
STU17308	1/2	90	VU12-14 PSI	300	27,97
STU17312	3/4	148	VU34-14 PSI	300	52,69
STU17316	1"	200	VU100-14 PSI	300	91,88
STU17320	1" 1/4	378	VU114-14 PSI	250	145,07
STU17324	1" 1/2	600	VU112-14 PSI	250	215,63
STU17102	1/8	6	VU18-65 PSI	400	21,09
STU17104	1/4	24	VU14-65 PSI	350	17,18
STU17106	3/8	46	VU38-65 PSI	350	19,55
STU17108	1/2	90	VU12-65PSI	300	25,02
STU17112	3/4	148	VU34-65 PSI	300	35,31
STU17116	1"	200	VU100-65 PSI	300	70,44
STU17120	1" 1/4	378	VU114-65 PSI	250	123,69
STU17124	1" 1/2	600	VU112-65 PSI	250	165,88
STU17132	2"	1000	VU200-65 PSI	150	344,68
STU17208	1/2	90	VU12-115 PSI	300	26,26
STU17212	3/4	148	VU34-115 PSI	300	43,28
STU17216	1"	200	VU100-145 PSI	300	76,23

ANTIRRETORNOS SIMPLE 90° PILOTAJE INTERNO CUERPO ALUMINIO
90° EXTERNAL PILOT OPERATED SINGLE CHECK VALVES ALUMINIUM BODY
ANTI-RETOURS SIMPLE 90° PILOTAJE INTERNE CORPS ALUMINIUM



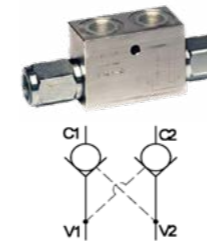
Ref.	Ø	Q (l/min.)	Type	⊙	€
HOR510011	1/4	20	VBS14SF	280	63,73
HOR510012	3/8	35	VBS38SF	280	65,94
HOR510013	1/2	50	VBS12SF	280	75,28
HOR510014	3/4	80	VBS34SF	280	207

ANTIRRETORNOS SIMPLE RECTO PILOTAJE INTERNO CUERPO ALUMINIO
STRAIGHT EXTERNAL PILOT OPERATED SINGLE CHECK VALVES ALUMINIUM BODY
ANTI-RETOURS SIMPLE DROIT PILOTAJE INTERNE CORPS ALUMINIUM



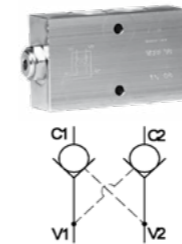
Ref.	Ø	Q (l/min.)	Type	⊙	€
HOR510040	1/4	20	VBS/L/14	280	92,86
HOR510041	3/8	35	VBS/L/38	280	95,06
HOR510042	1/2	50	VBS/L/12	280	103,77
HOR510043	3/4	80	VBS/L/34	280	149,03

ANTIRRETORNOS DOBLE PILOTAJE 90° CUERPO ALUMINIO
90° DOUBLE PILOT OPERATED CHECK VALVES ALUMINIUM BODY
ANTI-RETOURS DOUBLE PILOTAJE 90° CORPS ALUMINIUM




Ref.	Ø	Q (l/min.)	Type	⊙	€
HOR510002	1/4	20	VBD14SF	280	66,62
HOR510003	3/8	35	VBD38SF	280	68,42
HOR510004	1/2	50	VBD12SF	280	78,52
HOR510005	3/4	80	VBD34SF	280	137,20

ANTIRRETORNOS DOBLE PILOTAJE RECTO CUERPO ALUMINIO
STRAIGHT DOUBLE PILOT OPERATED CHECK VALVES ALUMINIUM BODY
ANTI-RETOURS DOUBLE PILOTAJE DROIT CORPS ALUMINIUM




Ref.	Ø	Q (l/min.)	Type	⊙	€
HOR510030	1/4	20	VBD/L/14	280	132,75
HOR510031	3/8	35	VBD/L/38	280	139,80
HOR510032	1/2	50	VBD/L/12	280	149,65
HOR510033	3/4	80	VBD/L/34	280	235,27

ANTIRRETORNOS SIMPLE PILOTAJE ROSCADO CON VÁLVULA MANUAL CUERPO ALUMINIO
SCREWED SINGLE PILOT OPERATED CHECK VALVES WITH MANUAL VALVE ALUMINIUM BODY
ANTI-RETOURS SIMPLE PILOTAJE A VIS AVEC VALVE À MAIN CORPS ALUMINIUM




Ref.	Ø	Q (l/min.)	Type	⊙	€
HOR510202	3/8	35	VBS-R-S-38-SP	280	114,17
HOR510222	3/8	35	VBS-R-D-38-SP	280	114,17

ANTIRRETORNOS SIMPLE PILOTAJE CON VÁLVULA MANUAL CUERPO ALUMINIO FIJACIÓN ESFÉRICO
FLANGEABLE SINGLE PILOT OPERATED CHECK VALVE WITH MANUAL VALVE ALUMINIUM BODY
ANTI-RETOURS PILOTAJE SIMPLE BLOCAJE À MAIN FLASQUABLE ALUM.



Ref.	Ø	Q (l/min.)	Type	⊙	€
HOR510103	3/8	35	VBS-F-R-D38	280	125,37
HOR510104	3/8	35	VBS-F-R-S38	280	125,37

REGULADORES DE CAUDAL
REGULATOR FLOW
RÉGULATEURS DE DÉBIT




REGULADORES DE CAUDAL 2 VIAS COMPENSADO CUERPO ALUMINIO
2-WAY COMPENSATED FLOW CONTROL VALVES ALUMINIUM BODY
RÉGULATEURS DE DÉBIT 2 VOIES COMPENSÉ CORPS ALUMINIUM

Ref.	Q (l/min.)	Type	Q (l/min.)	€	
HOR100022	3/8	45	RFA2VU38A	270	237,21
HOR100023	1/2	60	RFA2VU12A	270	240,33
HOR100024	3/4	90	RFA2VU34A	270	325,12
HOR100025	1"	190	RFA2VU10A	270	408,68



REGULADORES DE CAUDAL 3 VIAS COMPENSADO CUERPO ALUMINIO
3-WAY COMPENSATED FLOW CONTROL VALVES ALUMINIUM BODY
RÉGULATEURS DE DÉBIT 3 VOIES COMPENSÉ CORPS ALUMINIUM

Ref.	Q (l/min.)	Type	Q (l/min.)	€	
HOR100006	3/8	60/35	RFA38A	270	197,57
HOR100007	1/2	100/65	RFA12A	270	200,50
HOR100008	3/4	150/90	RFA34A	270	270,73
HOR100009	1"	280/190	RFA10A	270	379,49



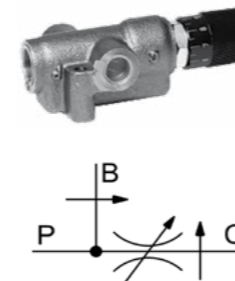
REGULADORES DE CAUDAL 3 VIAS COMPENSADO PRIORITARIO CUERPO ALUMINIO
3-WAY COMPENSATED PRIORITY FLOW CONTROL VALVES ALUMINIUM BODY
RÉGULATEURS DE DÉBIT 3 VOIES COMPENSÉ PRIORITAIRE CORPS ALUMINIUM

Ref.	Q (l/min.)	Type	Q (l/min.)	€	
HOR100010	3/8	60/35	RFPA38A	270	252,48
HOR100011	1/2	100/65	RFPA12A	270	252,48
HOR100012	3/4	150/90	RFPA34A	270	425,80
HOR100013	1"	380/190	RFPA10A	270	612,13



REGULADORES DE CAUDAL 3 VIAS COMPENSADO CUERPO ALUMINIO + LIMITADORA
3-WAY COMPENSATED FLOW CONTROL VALVES ALUMINIUM BODY + RELIEF
RÉGULATEURS DE DÉBIT 3 VOIES COMPENSÉ CORPS ALUMINIUM AVEC LIMITEUR

Ref.	Q (l/min.)	Type	Q (l/min.)	€	
HOR110010	3/8	60/35	RFAVLP1038A	270	277,90
HOR110011	1/2	100/65	RFAVLP1012A	270	281,84
HOR110012	3/4	150/90	RFAVLP1034A	270	372,72
HOR110013	1"	280/190	RFAVLP1010A	270	479,41

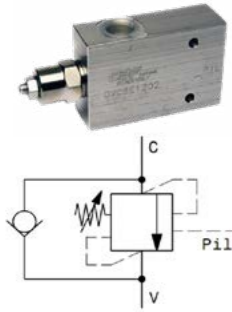


REGULADORES DE CAUDAL 3 VIAS COMPENSADO PRIORITARIO CUERPO FUNDICIÓN
3-WAY PRIORITY COMPENSATED FLOW CONTROL VALVES CAST IRON BODY
RÉGULATEURS DE DÉBIT 3 VOIES COMPENSÉ PRIORITAIRE CORPS FONTE

Ref.	Q (l/min.)	Type	Q (l/min.)	€	
HOR10001302	3/4-1/2-1/2	90/50	RF-G	350	214,19


OVERCENTERS
LOAD CONTROL VALVES
VALVE D'ÉQUILIBRAGE

OVERCENTER SIMPLE PILOTAJE EXTERNO 350 BAR CUERPO ALUMINIO
SINGLE EXTERNAL PILOT OPERATED LOAD CONTR.VAL. 350 BAR ALUMINIUM BODY
VALVE D'ÉQUILIBRAGE SIMPLE PILOTAGE EXTERNE 350 BAR CORPS ALUMINIUM




Ref.	Q (l/min.)	Type	Rang.	€
HOR54OVC00003	3/8	OVCSE3801	20...200	115,10
HOR54OVC00004	3/8	OVCSE3802	50...350	115,15
HOR54OVC00005	1/2	OVCSE1201	20...200	120,88
HOR54OVC00006	1/2	OVCSE1202	50...350	120,85
HOR54OVC00007	3/4	OVCSE3401	20...200	213,72
HOR54OVC00008	3/4	OVCSE3402	50...350	213,72
HOR54OVC00009	1"	OVCSE1001	20...200	396,78
HOR54OVC00010	1"	OVCSE1002	50...350	396,79

OVERCENTER SIMPLE PILOTAJE INTERNO 350 BAR CUERPO ALUMINIO
SINGLE INTERNAL PILOT OPERATED LOAD CONTR.VAL.350 BAR ALUMINIUM BODY
VALVE D'ÉQUILIBRAGE SIMPLE PILOTAGE INTERNE 350 BAR CORPS ALUMINIUM




Ref.	Q (l/min.)	Type	Rang.	€
HOR54OVC000043	3/8	OVCSEL3801	20...200	120,88
HOR54OVC000044	3/8	OVCSEL3802	50...350	120,88
HOR54OVC000045	1/2	OVCSEL1201	20...200	126,53
HOR54OVC000046	1/2	OVCSEL1202	50...350	126,53
HOR54OVC000047	3/4	OVCSEL3401	20...200	228,07
HOR54OVC000048	3/4	OVCSEL3402	50...350	228,08
HOR54OVC000049	1"	OVCSEL1001	20...200	338,48
HOR54OVC000050	1"	OVCSEL1002	50...350	338,48

OVERCENTER SIMPLE PILOTAJE EXTERNO CENTRO CERRADO 350 BAR CUERPO ALUMINIO
SINGLE EXTERNAL PILOT OPERATED LOAD CONTR.VAL. CLOSED CENTER 350 BAR ALUMINIUM BODY
VALVE D'ÉQUILIBRAGE SIMPLE PILOTAGE EXTERNE CENTRE FERMÉ 350 BAR CORPS ALUMINIUM




Ref.	Q (l/min.)	Type	Rang.	€
HOR540000	3/8	OVCSECC3801	20...200	128,58
HOR540000.1	3/8	OVCSECC3802	50...350	128,58
HOR540000.2	1/2	OVCSECC1201	20...200	134,83
HOR540000.3	1/2	OVCSECC1202	50...350	134,83
HOR540000.4	3/4	OVCSECC3401	20...200	248,58
HOR540000.5	3/4	OVCSECC3402	50...350	248,58
HOR540000.6	1"	OVCSECC1001	20...200	460,47
HOR540000.7	1"	OVCSECC1002	50...350	460,46

OVERCENTER SIMPLE PILOTAJE INTERNO CENTRO CERRADO 350 BAR CUERPO ALUMINIO
SINGLE INTERNAL PILOT OPERATED LOAD CONTR.VAL. CLOSED CENTER 350 BAR ALUMINIUM BODY
VALVE D'ÉQUILIBRAGE SIMPLE PILOTAGE INTERNE CENTRE FERME 350 BAR CORPS ALUMINIUM




Ref.	Q (l/min.)	Type	Rang.	€
HOR540000.10	3/8	OVCSELCC3801	20...200	134,84
HOR540000.11	3/8	OVCSELCC3802	50...350	134,84
HOR540000.12	1/2	OVCSELCC1201	20...200	141,05
HOR540000.13	1/2	OVCSELCC1202	50...350	141,05
HOR540000.14	3/4	OVCSELCC3401	20...200	264,93
HOR540000.15	3/4	OVCSELCC3402	50...350	264,93
HOR540000.16	1"	OVCSELCC1001	20...200	330,41
HOR540000.17	1"	OVCSELCC1002	50...350	330,41

OVERCENTER DOBLE 350 BAR CUERPO ALUMINIO
DOUBLE OVERCENTER 350 BAR ALUMINIUM BODY
VALVE D'ÉQUILIBRAGE DOBLE 350 BAR CORPS ALUMINIUM



Ref.	Q (l/min.)	Type	Rang.	€
HOR54OVC00171	3/8	OVCDEL3801	20...200	212,14
HOR54OVC00172	3/8	OVCDEL3802	50...350	212,14
HOR54OVC00173	1/2	OVCDEL1201	20...200	215,99
HOR54OVC00174	1/2	OVCDEL1202	50...350	215,98
HOR54OVC00175	3/4	OVCDEL3401	20...200	402,67
HOR54OVC00176	3/4	OVCDEL3402	50...350	402,67
HOR54OVC00177	1"	OVCDEL1001	20...200	473,84
HOR54OVC00178	1"	OVCDEL1002	50...350	473,84

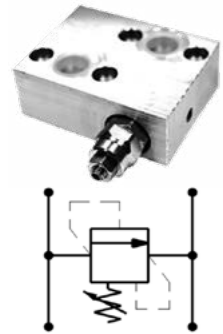
OVERCENTER DOBLE CENTRO CERRADO 350 BAR CUERPO ALUMINIO
DOUBL LOAD CONTR.VAL. CLOSED CENTER 350 BAR ALUMINIUM BODY
VALVE D'ÉQUILIBRAGE DOBLE CENTRE FERME 350 BAR CORPS ALUMINIUM



Ref.	Q (l/min.)	Type	Rang.	€
HOR540001.1	3/8	OVCDELCC3801	20...200	244,15
HOR540001	3/8	OVCDELCC3802	50...350	244,15
HOR540002.1	1/2	OVCDELCC1201	20...200	248,38
HOR540002	1/2	OVCDELCC1202	50...350	248,37
HOR540002.3	3/4	OVCDELCC3401	20...200	485,90
HOR540002.2	3/4	OVCDELCC3402	50...350	485,89
HOR540002.4	1"	OVCDELCC1001	20...200	549,79
HOR540002.5	1"	OVCDELCC1002	50...350	549,79


VÁLVULAS PARA MOTOR
MOTOR VALVES
VALVES POUR MOTEURS

LIMITADORAS
RELIEF VALVES
LIMITEURS




LIMITADORAS SIMPLE PARA VNKP/VNKR 300 BAR CUERPO ALUMINIO
SINGLE RELIEF VALVES VNKP/VNKR 300 BAR ALUMINIUM BODY
LIMITEURS SIMPLE VNKP/VNKR 300 BAR CORPS ALUMINIUM

Ref.	1/2	Q (l/min.)	Type	Rang.	€
HOR50000603.20	1/2	40	VLP40-S-FMD-00-A	3...40	164,23
HOR50000603.21	1/2	40	VLP40-S-FMD-01-A	20...100	149,71
HOR50000603.22	1/2	40	VLP40-S-FMD-02-A	40...250	149,71
HOR50000603.23	1/2	40	VLP40-S-FMD-03-A	60...350	149,71



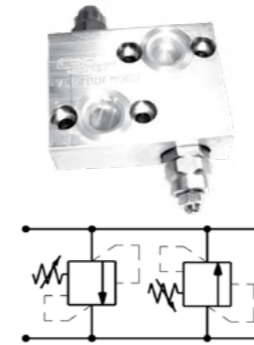
LIMITADORAS SIMPLE PARA VNKS 300 BAR CUERPO ALUMINIO
SINGLE RELIEF VALVES VNKS 300 BAR ALUMINIUM BODY
LIMITEURS SIMPLE VNKS 300 BAR CORPS ALUMINIUM

Ref.	1/2	Q (l/min.)	Type	Rang.	€
HOR50000603.30	1/2	40	VLP40-S-FMD1-00-A	3...40	164,23
HOR50000603.31	1/2	40	VLP40-S-FMD1-01-A	20...100	143,57
HOR50000603.32	1/2	40	VLP40-S-FMD1-02-A	40...250	143,57
HOR50000603.33	1/2	40	VLP40-S-FMD1-03-A	60...350	143,57



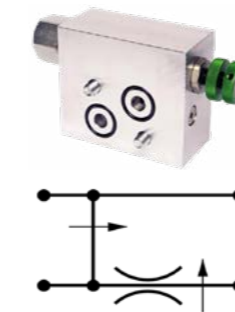
LIMITADORAS DOBLE PARA VNKP/VNKR 300 BAR CUERPO ALUMINIO
DOUBLE RELIEF VALVES VNKP/VNKR 300 BAR ALUMINIUM BODY
LIMITEURS DOBLE VNKP/VNKR 300 BAR CORPS ALUMINIUM

Ref.	1/2	Q (l/min.)	Type	Rang.	€
HOR50000609	1/2	40	VLP40-D-FMD-00-A	3...40	191,98
HOR50000610	1/2	40	VLP40-D-FMD-01-A	20...100	163,35
HOR50000611	1/2	40	VLP40-D-FMD-02-A	40...250	162,54
HOR50000612	1/2	40	VLP40-D-FMD-03-A	60...350	163,35



LIMITADORAS DOBLE PARA VNKS 300 BAR CUERPO ALUMINIO
DOUBLE RELIEF VALVES VNKS 300 BAR ALUMINIUM BODY
LIMITEURS DOBLES POUR VNKS 300 BARS CORPS ALUMINIUM

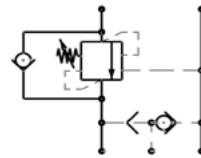
Ref.	1/2	Q (l/min.)	Type	Rang.	€
HOR50000620	1/2	40	VLP40-D-FMD1-00-A	3...40	191,98
HOR50000621	1/2	40	VLP40-D-FMD1-01-A	20...100	185,73
HOR50000622	1/2	40	VLP40-D-FMD1-02-A	40...250	185,73
HOR50000623	1/2	40	VLP40-D-FMD1-03-A	60...350	185,73



REGULADORES DE CAUDAL 3 VIAS 300 BAR CUERPO ALUMINIO
3-WAY FLOW CONTROL VALVES 300 BAR ALUMINIUM BODY
RÉGULATEURS DE DÉBIT 3 VOIES 300 BAR CORPS ALUMINIUM

Ref.	1/2	Q (l/min.)	Type	€
HOR10001309	1/2	40/0...25	RFP50-FMD-VC12-B OMP/OMR	342,66
HOR10001307	1/2	100/0...60	RFAFMD12A OMP/R	280,64
HOR10001306	1/2	100/0...60	RFAFMD121A OMS	266,38

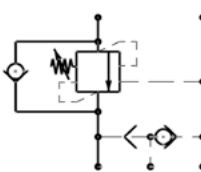
OVERCENTERS
LOAD CONTROL VALVES
VALVES D'ÉQUILIBRAGE



OVERCENTER SIMPLE PARA VNKP/VNKR CON SELECTORA 300 BAR CUERPO ALUMINIO

SINGLE LOAD CONTROL VAL. VNKP/VNKR WITH SHUTTLE VAL. 300 BAR
VALVE D'ÉQUILIBRAGE SIMPLE VNKP/VNKR SÉLECTEUR 300 BAR CORPS ALUMINIUM

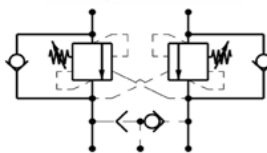
Ref.		Q (l/min.)	Type	Rang.	€
HOR54OVC00035	1/2	60	OVC-SE-FMD-SF-12-01	20...200	262,92
HOR54OVC00036	1/2	40	OVC-SE-FMD-SF-12-02	50...350	262,92



OVERCENTER SIMPLE PARA VNKS CON SELECTORA 300 BAR CUERPO ALUMINIO SINGLE LOAD CONT.VAL.

VNKS WITH SHUTTLE VAL.300 BAR ALUMINIUM BODY
VALVE D'ÉQUILIBRAGE SIMPLE VNKS AVEC SÉLECTEUR 300 BAR CORPS ALUMINIUM

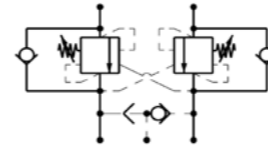
Ref.		Q (l/min.)	Type	Rang.	€
HOR54OVC00039	1/2	60	OVC-SE-FMD-SF-121-01	20...200	262,92
HOR54OVC00040	1/2	60	OVC-SE-FMD-SF-121-02	50...350	262,92



OVERCENTER DOBLE PARA VNKP/VNKR CON SELECTORA 300 BAR CUERPO ALUMINIO

DOUBLE LOAD CONT.VAL. VNKP/VNKR WITH SHUTTLE VAL. 300 BAR ALUM. BODY
VALVE D'ÉQUILIBRAGE DOUBLE VNKP/VNKR AVEC SÉLECTEUR 300 BAR CORPS ALUMINIUM

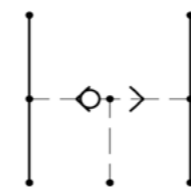

Ref.		Q (l/min.)	Type	Rang.	€
HOR54OVC00163	1/2	60	OVC-DE-FMD-SF-12-01	20...200	350,17
HOR54OVC00164	1/2	60	OVC-DE-FMD-SF-12-02	50...350	367,54



OVERCENTER DOBLE PARA VNKS CON SELECTORA 300 BAR CUERPO ALUMINIO

DOUB.LOAD CONT.VAL. VNKS WITH SHUTTLE VAL. 300 BAR ALUM. BODY
VALVE D'ÉQUILIBRAGE DOUBLE VNKS AVEC SÉLECTEUR 300 BAR CORPS ALUMINIUM

Ref.		Q (l/min.)	Type	Rang.	€
HOR54OVC00167	1/2	60	OVC-DE-FMD-SF-121-01	20...200	350,17
HOR54OVC00168	1/2	60	OVC-DE-FMD-SF-121-02	50...350	350,17



SELECTORAS VNKP/VNKR 270 BAR CUERPO ALUMINIO

SHUTTLE VAL. VNKP/VNKR 270 BAR ALUMINIUM BODY
SÉLECTEURS VNKP/VNKR 270 BAR CORPS ALUMINIUM

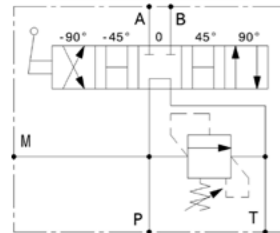
Ref.		Q (l/min.)	Type	€
HOR2300001	1/4	60	VS-FMD-VC	147,21

DISTRIBUIDORES (ROTATIVOS)

MANUAL ROTARY DIRECTIONAL CONTROL VALVES (ROTARY DIREC.)
DISTRIBUTEURS À MAIN ROTATIFS



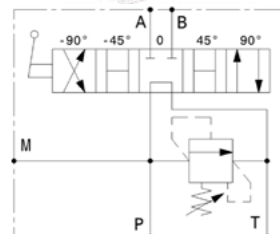
DISTRIBUIDORES MANUALES ROTATIVO PARA VNKP/VNKR CON LIMITADORA 300 BAR CUERPO ALUMINIO
MANUAL ROTARY DIRECTIONAL CONTROL VALVES VNKP/VNKR WITH RELIEF VALVE 300 BAR ALUMINIUM BODY
DISTRIBUTEURS À MAIN ROTATIFS VNKP/VNKR AVEC LIMITEUR 300 BAR CORPS ALUMINIUM



Ref.	Q (l/min.)	Type	Rang.	€
HOR600200	40	RTD-FMD-VC-VLP40-12-00-A	3...40	343,07
HOR600201	40	RTD-FMD-VC-VLP40-12-01-A	20...100	333,70
HOR600202	40	RTD-FMD-VC-VLP40-12-02-A	40...250	372,60
HOR600203	40	RTD-FMD-VC-VLP40-12-03-A	60...350	333,70



DISTRIBUIDORES MANUALES ROTATIVOS PARA VNKS CON LIMITADORA CUERPO ALUMINIO
MANUAL ROTARY DIRECTIONAL CONTROL VALVES VNKS WITH RELIEF VALVE ALUMINIUM BODY
DISTRIBUTEURS À MAIN ROTATIFS VNKS AVEC LIMITEUR CORPS ALUMINIUM

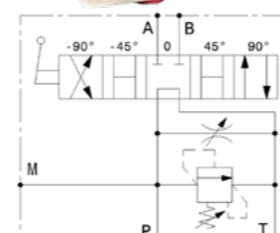


Ref.	Q (l/min.)	Type	Rang.	€
HOR600210	40	RTD-FMD-VLP40-121-00-A	3...40	343,07
HOR600211	40	RTD-FMD-VLP40-121-01-A	20...100	335,28
HOR600212	40	RTD-FMD-VLP40-121-02-A	40...250	323,34
HOR600213	40	RTD-FMD-VLP40DS-121-03-A	60...350	335,28



DISTRIBUIDORES MANUALES ROTATIVOS PARA VNKP/VNKR CON LIMITADORA Y REGULADOR DE CAUDAL CUERPO ALUMINIO

MANUAL ROTARY DIRECTIONAL CONTROL VALVE VNKP/VNKR WITH RELIEF AND FLOW CONTROL VALVE ALUMINIUM BODY
DISTRIBUTEURS À MAIN ROTATIFS VNKP/VNKR AVEC LIMITEUR ET RÉGULATEUR DE DÉBIT CORPS ALUMINIUM




Ref.	Q (l/min.)	Type	Rang.	€
HOR600302	40	RTD-FMD-VC-VLP40-ST-12-00-B	3...40	438,94
HOR600303	40	RTD-FMD-VC-VLP40-ST-12-01-B	20...100	438,94
HOR600304	40	RTD-FMD-VC-VLP40-ST-12-02-B	40...250	438,94
HOR600305	40	RTD-FMD-VC-VLP40-ST-12-03-B	60...350	438,94



DIVISORES DE CORREDERA
SPOOL FLOW DIVIDERS
DIVISEURS À TIROIR

Ref.	Q (l/min.)	Pressure (bar)	In	Out	€
HOR550001	3-6	300	3/8	3/8	293,16
HOR550002	7-12	300	3/8	3/8	301,78
HOR550003	13-25	300	3/8	3/8	293,16
HOR550004	26-40	300	1/2	3/8	295,05
HOR5500045	40-70	300	1/2	3/8	288,04
HOR550005	60-95	250	3/4	1/2	406,73
HOR5500052	90-150	250	3/4	1/2	412,58
HOR5500055	60-95	250	1"	3/4	415,88
HOR550006	90-150	250	1"	3/4	409,95



VÁLVULAS DE CARTUCHO
CARTRIDGE VALVES
VALVES DE CARTOUCHE

01 **ELECTROVÁLVULAS**
 SOLENOIDS
 ÉLECTRO-VALVES
 PÁGINA 158

02 **LIMITADORAS 350 BAR**
 RELIEF VALVES 350 BAR
 LIMITEURS 350 BAR
 PÁGINA 159

03 **ANTIRRETORNOS**
 CHECK VALVES
 ANTI-RETOURS
 PÁGINA 160

04 **REGULADORES DE CAUDAL**
 FLOW CONTROL VALVES
 RÉGULATEURS DE DÉBIT
 PÁGINA 160

05 **OVERCENTER 350 BAR**
 LOAD CONTROL VALVES 350 BAR
 VALVE D'ÉQUILIBRAGE 350 BAR
 PÁGINA 160

ELECTROVÁLVULAS
SOLENOIDS
ÉLECTRO-VALVES

2/2 NORMALMENTE ABIERTA
2/2 NORMALLY OPEN
E/V 2/2 NORMALEMENT OUVERTE



Ref.	Symbol	Q (l/min.)	Pressure	Volt.	€
HOR570102.81	3/4-UNF	40	350	12 dc	148,04
HOR570102.82	3/4-UNF	40	350	24 dc	148,05
HOR570102.83	3/4-UNF	40	350	110 rac	168,97
HOR570102.84	3/4-UNF	40	350	220 rac	168,97
HOR570102.85	7/8-UNF	70	350	12 dc	158,43
HOR570102.86	7/8-UNF	70	350	24 dc	172,31
HOR570102.87	7/8-UNF	70	350	110 rac	193,25
HOR570102.88	7/8-UNF	70	350	220 rac	193,25
HOR570102.89	1" 5/16-UNF	150	350	12 dc	236,97
HOR570102.90	1" 5/16-UNF	150	350	24 dc	236,97
HOR570102.91	1" 5/16-UNF	150	350	110 rac	257,89
HOR570102.92	1" 5/16-UNF	150	350	220 rac	257,89
HOR570102.95	1" 5/8-UNF	200	350	12 dc	293,48
HOR570102.96	1" 5/8-UNF	200	350	24 dc	293,48
HOR570102.97	1" 5/8-UNF	200	350	110 rac	314,45
HOR570102.98	1" 5/8-UNF	200	350	220 rac	314,45s

2/2 NORMALMENTE CERRADA
2/2 NORMALLY CLOSED
E/V 2/2 NORMALEMENT FERMÉE



Ref.	Symbol	Q (l/min.)	Pressure	Volt.	€
HOR570102.11	3/4-UNF	40	350	12 dc	134,59
HOR570102.2	3/4-UNF	40	350	24 dc	177,06
HOR570102.21	3/4-UNF	40	350	110 rac	155,52
HOR570102.3	3/4-UNF	40	350	220 rac	152,75
HOR570102.31	7/8-UNF	70	350	12 dc	152,74
HOR570102.4	7/8-UNF	70	350	24 dc	152,75
HOR570102.41	7/8-UNF	70	350	110 rac	197,74
HOR570102.5	7/8-UNF	70	350	220 rac	197,74
HOR570102.51	1" 5/16-UNF	150	350	12 dc	218,10
HOR570102.6	1" 5/16-UNF	150	350	24 dc	199,37
HOR570102.61	1" 5/16-UNF	150	350	110 rac	239,01
HOR570102.7	1" 5/16-UNF	150	350	220 rac	239,01
HOR570102.75	1" 5/8-UNF	200	350	12 dc	265,19
HOR570102.76	1" 5/8-UNF	200	350	24 dc	265,19
HOR570102.77	1" 5/8-UNF	200	350	110 rac	286,16
HOR570102.78	1" 5/8-UNF	200	350	220 rac	286,16

2/2 NORMALMENTE CERRADA DOBLE ANTIRRETORNO
2/2 NORMALLY CLOSED DOUBL. CHECK VALVE
E/V 2/2 NORMALEMENT FERMÉE DOUBLE ANTI-RETOUR



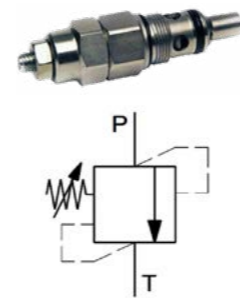
Ref.	Symbol	Q (l/min.)	Pressure	Volt.	€
HOR610001	3/4-UNF	40	350	12 dc	211,42
HOR610002	3/4-UNF	40	350	24 dc	249,42
HOR610003	3/4-UNF	40	350	110 rac	211,42
HOR610004	3/4-UNF	40	350	220 rac	211,42

2/2 NORMALMENTE ABIERTA DOBLE ANTIRRETORNO
2/2 NORMALLY OPEN DOUBL. CHECK VALVE
E/V 2/2 NORMALEMENT OUVERTE DOUBLE ANTI-RETOUR



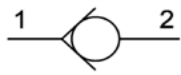
Ref.	Symbol	Q (l/min.)	Pressure	Volt.	€
HOR620001	3/4-UNF	40	350	12 dc	211,42
HOR620002	3/4-UNF	40	350	24 dc	211,42
HOR620003	3/4-UNF	40	350	110 rac	211,42
HOR620004	3/4-UNF	40	350	220 rac	211,42

LIMITADORAS 350 BAR
RELIEF VALVES 350 BAR
LIMITEURS 350 BAR



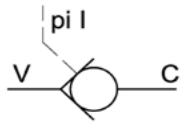
Ref.	Symbol	Q (l/min.)	Type	Rang.	€
HOR000101	M20x1,5	40	VLP40C00D	3...40	67,75
HOR000102	M20x1,5	40	VLP40C01D	20...100	56,08
HOR000103	M20x1,5	40	VLP40C02D	40...250	56,08
HOR000104	M20x1,5	40	VLP40C03D	60...350	56,08
HOR000105	M24x1,5	80	VLP80C00A	3...40	91,06
HOR000106	M24x1,5	80	VLP80C01A	20...100	69,69
HOR000107	M24x1,5	80	VLP80C02A	40...250	69,69
HOR000108	M24x1,5	80	VLP80C03A	60...350	69,69
HOR000109	M28x1,5	130	VLP130CD00A	3...40	108,06
HOR000110	M28x1,5	130	VLP130CD01A	20...100	87,95
HOR000111	M28x1,5	130	VLP130CD02A	40...250	87,95
HOR000112	M28x1,5	130	VLP130CD03A	60...350	87,95
HOR000113	1" 5/16-UNF	200	VLP20016CD01A	20...100	199,13
HOR000114	1" 5/16-UNF	200	VLP20016CD01A	40...250	199,13
HOR000115	1" 5/16-UNF	200	VLP20016CD01A	60...350	199,13

ANTIRRETORNOS
CHECK VALVES
ANTI-RETOURS



ANTIRRETORNOS
CHECK VALVES
ANTI-RETOURS

Ref.	🌀	Q (l/min.)	Type	☉	€
HOR5103001.1	M20x1,5	40	VNR40-C	350	39,28
HOR513001	M24x1,5	80	VNR80-C	350	51,68
HOR513002	M28x1,5	130	VNR130-C	300	62,22
HOR513003	M42x2	200	VNR200-C	300	99,01



ANTIRRETORNOS PILOTADOS 350 BAR
PILOT OPERATED CHECK VALVES 350 BAR
ANTI-RETOURS PILOTÉS 350 BAR

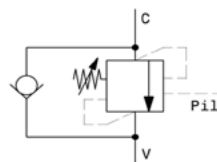
Ref.	🌀	Q (l/min.)	Type	€
HOR514001	3/4-UNF	20	VBP20-08-C	64,23
HOR514002	M22x1,5	40	VBP40-C	70,12
HOR514003	7/8-UNF	60	VBP60-10-C	82,27
HOR514004	1" 5/16-UNF	90	VBP90-C	93,51

REGULADORES DE CAUDAL
FLOW CONTROL VALVES
RÉGULATEURS DE DÉBIT



Ref.	🌀	Q (l/min.)	Type	☉	€
HOR000302	M24x1,5	80	ST80-C-B	300	64,73
HOR000303	M28x1,5	130	ST130-C-B	300	73,28

OVERCENTER 350 BAR
LOAD CONTR. VAL. 350 BAR
VALVE D'ÉQUILIBRAGE 350 BAR

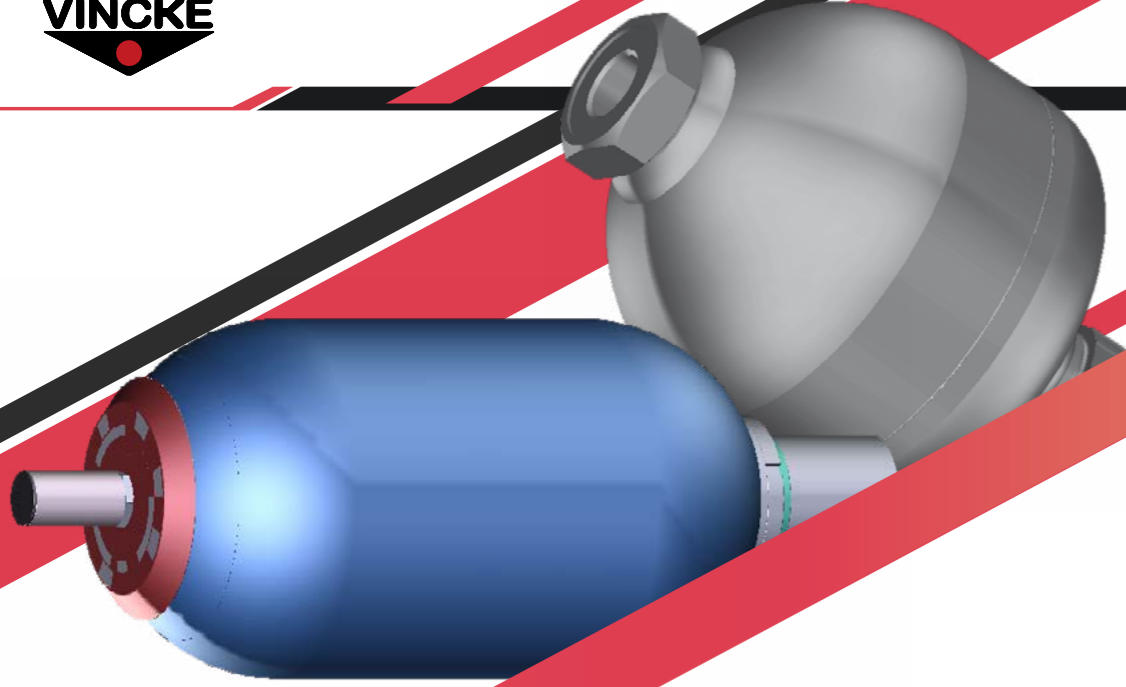


Ref.	🌀	Q (l/min.)	Type	Rang.	€
HOR540101	3/4-UNF	20	OVC2008-C-01	20...200	150,55
HOR540110	1" 5/8-UNF	200	OVC20020-C-02	50...350	236,26
HOR540102	3/4-UNF	20	OVC2008-C-02	50...350	150,55
HOR540103	7/8-UNF	40	OVC4010-C-01	20...200	165,64
HOR540104	7/8-UNF	40	OVC4010-C-02	50...350	165,64
HOR540105	1" 5/16-UNF	60	OVC6012-C-01	20...200	119,47
HOR540106	1" 5/16-UNF	60	OVC6012-C-02	50...350	119,47
HOR540107	1" 5/16-UNF	150	OVC15016-C-01	20...200	172,57
HOR540108	1" 5/16-UNF	150	OVC15016-C-02	50...350	172,57
HOR540109	1" 5/8-UNF	200	OVC20020-C-01	20...200	236,26

**ALCANZAMOS NUESTROS
OBJETIVOS JUNTOS**


WE REACH OUR GOALS TOGETHER

**NOUS ATTEIGNONS NOS
OBJECTIFS ENSEMBLE**



ACUMULADORES
ACCUMULATORS
ACCUMULATEURS

01 **ACUMULADORES**
ACCUMULATORS
ACCUMULATEURS
PÁGINA 164



ACUMULADORES
ACCUMULATORS
ACCUMULATEURS



DE MEMBRANA
MEMBRANE ACCUMULATORS
À MEMBRANE

Ref.	L	∅			€
ACU030001	0,075	64	1/2	250	140,47
ACU030002	0,16	74	1/2	250	175,17
ACU030003	0,32	93	1/2	210	176,36
ACU030004	0,50	105	1/2	210	203,90
ACU030005	0,75	120	1/2	210	238,05
ACU030006	1	136	1/2	210	298,08
ACU030007	1,4	150	1/2	250	353,97
ACU030008	2	166	3/4	250	456,44
ACU030009	2,8	174	3/4	250	-
ACU030010	3,5	174	3/4	250	-



DE VEJIGA
BLADDER ACCUMULATORS
À VESSIE

Ref.	L	∅			€
ACU030049	2,5	114	1" 1/4	350	1176,90
ACU030050	4	168	1" 1/4	350	1262,80
ACU030051	6	168	1" 1/4	350	1550,59
ACU030052	10	221	2"	350	1730,99
ACU030053	12	221	2"	350	1837,13
ACU030054	20	221	2"	350	2293,66
ACU030055	24	221	1" 1/4	350	2741,44
ACU030056	32	221	2"	350	3134,07
ACU030057	50	221	2"	350	3996,46

ACCESORIOS
ACCESORIES
ACCESSOIRES



ABRAZADERA ACUMULADOR
ACCUMULATOR CLAMP
SUPPORT COLLIER POUR ACCUMULATEUR

Ref.	∅	€
ACU030100	110-115	115,33
ACU030100.4	144-153	84,51
ACU030101	165-175	141,94
ACU030102	215-226	159,69
ACU030100.2	129-138	78,15



MENSOLAS DE ACUMULADOR
ACCUMULATOR BRACKETS
SUPPORT DE FIXATION ACCUMULATEUR

Ref.	∅	€
ACU030110	114	180,16
ACU030111	168	151,50
ACU030112	221	169,93

SOLUCIONES HIDRÁULICAS FABRICACIÓN
HYDRAULIC SOLUTIONS PRODUCTION
SOLUTIONS HYDRAULIQUES FABRICATION



- ASESORAMIENTO
- DISEÑO
- ÁGIL
- FLEXIBLE
- RÁPIDO
- PERSONALIZACIÓN
- PRODUCCION EN SERIE
- JUSTO A TIEMPO

- CONSULTING
- DESIGN
- AGIL
- FLEXIBLE
- RAPID
- COSTUMIZATION
- MASS PRODUCTION
- JUST IN TIME

- DESSIN
- AGILE
- FLEXIBLE
- RAPIDE
- PERSONNALISATION
- PRODUCTION DE MASSE
- JUSTE À TEMPS



DEPÓSITOS, ACCESORIOS, CAMPANAS Y ACOPLAMIENTOS

**OIL TANKS, ACCESSORIES,
BELLHOUSING AND COUPLINS**

**SEVOIRS, ACCESOIRES,
LANTERNES ET ACCOUPLEMENTS**


01 DEPÓSITOS
OIL TANKS
RÉSERVOIRS
PÁGINA 168

02 NIVELES Y TAPONES
LEVELS AND PLUGS
NIVEAUX ET BOUCHONS
PÁGINA 172

**03 CAMPANAS, ACOPLAMIENTOS Y
BRIDAS PARA BOMBAS**
BELLHOUSING, COUPLINGS AND
PUMP FLANGES
*LANTERNES, ACCOUPLEMENTS ET
BRIDES POUR POMPES*
PÁGINA 176

04 FILTROS
FILTERS
FILTRES
PÁGINA 180


05 INSTRUMENTACIÓN
MEASUREMENT CONTROL
MESURE ET CONTRÔLE
PÁGINA 190



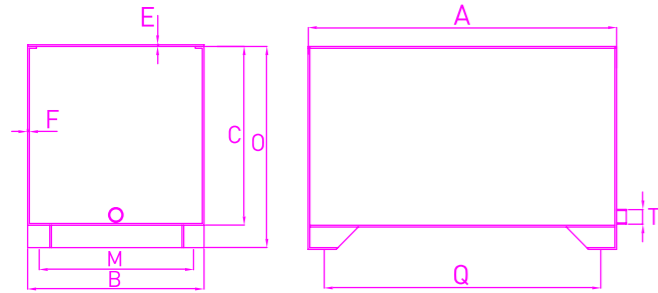
DEPÓSITOS
OIL TANKS
RÉSERVOIRS

01

DEPÓSITOS
OIL TANKS
RÉSERVOIRS
PÁGINA 170



DEPÓSITOS
OIL TANKS
RESERVOIRS



DE ACERO
STEEL
ACIER


DIMENSIONES													
CODIGO	PESO	A(mm)	B (mm)	C (mm)	D (mm)	E (mm)	M (mm)	O (mm)	Q (mm)	F (mm)	T	Num.	METRICO
LT-12	12	335	270	235	3	4	220	290	285	2	1/2"	8	M-8
LT-16	16	410	325	250	3	4	273	305	360	2	1/2"	8	M-8
LT-30	21	470	375	280	3	4	323	335	420	2	1/2"	10	M-8
LT-55	30	600	470	310	3	4	418	365	550	2	1/2"	10	M-8
LT-75	34	600	470	400	3	4	418	455	550	2	1/2"	10	M-8
LT-100	49	675	520	450	3	4	467	505	620	3	1/2"	10	M-8
LT-180	71	805	620	500	3	5	567	555	755	3	1/2"	10	M-8
LT-225	102	1010	600	510	4	5	550	570	950	4	1"	12	M-8
LT-300	133	810	800	610	4	8	750	670	750	4	1"	16	M-8
LT-400	168	1100	765	650	3	8	650	750	1000	3	1"	14	M-8
LT-500	196	1250	815	650	4	8	700	800	1150	4	1"	14	M-8
LT-600	241	1500	865	700	4	8	750	850	1400	4	1"	16	M-8
LT-750	295	1800	915	700	4	8	800	850	1700	4	1"	18	M-8



DE ACERO
STEEL
ACIER


Ref.	L	€
HID160012S	12	232,88
HID160016S	16	253,58
HID160030S	30	341,55
HID160055S	55	465,75
HID160075S	75	512,33
HID160100S	100	618,93
HID160180S	180	784,53
HID160225S	225	1288,58
HID160300S	300	1766,75
HID160400S	400	2731,83
HID160500S	500	4613,51
HID160600S	600	4689,84
HID160750S	750	6749,49

Posibilidad de fabricación bajo plano
Custom-made design available / Possibilité de fabrication sous plan



TAPAS DE REGISTRO CON JUNTA
INSPECTION COVERS WITH O-RING
COUVERCLE D'INSPECTION AVEC JOINT

Ref.	Ø	€
MP-06003	275	96,84
MP-06004	350	101,67





NIVELES Y TAPONES
LEVELS AND PLUGS
NIVEAUX ET BOUCHONS

01 **NIVELES VISUALES**
VISUAL LEVELS
NIVEAUX VISUELS
PÁGINA 174

02 **TAPONES**
PLUGS
BOUCHONS
PÁGINA 175

NIVELES VISUALES VINCKE
VISUAL LEVELS
NIVEAUX VISUELS

TAPONES
PLUG
BOUCHONS

TAPONES DESVAPORIZADORES
OIL FILLING PLUG WITH BREATHER
BOUCHONS DÉVAPORISATEURS



SIN TERMÓMETRO
WITHOUT THERMOMETER
SANS THERMOMÈTRE

Ref.	Long.		€
VNK160001	76	M 10	25,70
VNK160002	127	M 12	32,14
VNK160003	254	M 12	67,32



CON TERMÓMETRO
WITH THERMOMETER
AVEC THERMOMÈTRE

Ref.	Long.		€
VNK160101	76	M 10	28,70
VNK160102	127	M 12	35,89
VNK160103	254	M 12	69,17



NIVEL VISUAL CON CONTACTO ELECTIRCO Y TERMOMETRO
LEVEL WITH THERMOMETER AND ELEC. CONTACT
NIVEAU AVEC THERMOMÈTRE ET CONTACT ÉLECTRIQUE

Ref.	Long.		Type	€
FT-0203001	76	M 10	Electric.	149,05
FT-0203002	127	M 12	Electric.	125,99



NIVELES ELÉCTRICOS CON ROSCA 1 Y BRIDA
ELECTRICAL LEVELS WITH 1 THREAD AND FLANGE
NIVEAUX ÉLECTRIQUES AVEC FILETAGE 1 ET BRIDE

Ref.	Long.	€
FT-0600100	100	109,71
FT-0600150	150	106,46
FT-0600200	200	107,59
FT-0600250	250	109,81
FT-0600300	300	110,89

Ref.	Long.	€
FT-0600350	350	114,58
FT-0600400	400	116,31
FT-0600450	450	157,22
FT-0600500	500	146,27



MIRILLAS ALUMINIO
ALUMINIUM SIGHTS
VOYANT DE LECTURE ALUMINIUM

Ref.		€
FT-0103001	1/4	6,50
FT-0103002	3/8	7,20
FT-0103003	1/2	8,02
FT-0103004	3/4	9,50

Ref.		€
FT-0103005	1"	13,55
FT-0103006	1" 1/4	26,97
FT-0103007	1" 1/2	31,50
FT-0103008	2"	51,32



PLÁSTICO CON FILTRO
PLASTIC WITH FILTER
PLASTIQUE AVEC FILTRE

Ref.		Type	€
VNKPP030604	3/8	PLASTIC PLUG	4,94
VNKPP030605	1/2	PLASTIC PLUG	5,64
VNKPP030606	3/4	PLASTIC PLUG	7,19
VNKPP030607	1"	PLASTIC PLUG	8,70



ALUMINIO CON FILTRO
ALUMINIUM WITH FILTER
ALUMINIUM AVEC FILTRE

Ref.		€
FT-0102001	1/4	9,30
FT-0102002	3/8	11,62
FT-0102003	1/2	13,96
FT-0102004	3/4	17,19
FT-0102005	1"	24,45
FT-0102006	1" 1/4	39,02
FT-0102007	1" 1/2	56,12
FT-0102008	2"	93,75



TAPONES DE LLENADO CON FILTRO
FILLING PLUGS WITH FILTER
BOUCHONS DE REMPLISSAGE FILTRE

Ref.	Ø	Long.	€
VNK150001	46	65	13,81
VNK150002	80	80	20,09



**CAMPANAS,
ACOPLAMIENTOS
Y BRIDAS PARA BOMBAS**
BELLHOUSING, COUPLINGS
AND PUMP FLANGES
*LANTERNES, ACCOUPLEMENTS ET
BRIDES POUR POMPES*

01 **CAMPANAS, ACOPLAMIENTOS Y
SOPORTE PIE MOTOR**
BELLHOUSING, COUPLINGS AND FOOT
SUPPORT MOTOR
*LANERNES, ACCOUPLEMENTS ET SUPPORT
PIED MOTEUR*
PÁGINA 178

02 **BRIDA PARA BOMBAS DE
ENGRANAJES**
GEAR PUMPS FLANGES
BRIDES POUR POMPES À ENGRENAJES
PÁGINA 179

CAMPANAS, ACOPLAMIENTOS Y SOPORTE PIE MOTOR
BELLHOUSING, COUPLINGS AND FOOT SUPPORT MOTOR
LANTERNES, ACCOUPLEMENTS ET SUPPORT PIED MOTEUR

CAMPANAS GRUPO 1-2-3
BELLHOUSING GROUP 1-2-3
LANTERNES GROUPE 1-2-3



Ref.	Ø	Type	Rang.	€
MP-02001	140	Gr. 1	0,17...0,25 CV	29,37
MP-02002	160	Gr. 1	0,33...0,50 CV	31,83
MP-02003	200	Gr. 1	0,75...2 CV	42,04
MP-02009	250	Gr. 1	3...5,5 CV	53,30
MP-02005	200	Gr. 2	0,75...2 CV	42,04
MP-02010	250	Gr. 2	3...5,5 CV	53,30
MP-02017	300	Gr. 2	7,5...12,5 CV	91,00
MP-02025	350	Gr. 2	15...30 CV	177,25
MP-02011	250	Gr. 3	3...5,5 CV	140,76
MP-02018	300	Gr. 3	7,5...12,5 CV	91,00
MP-02026	350	Gr. 3	15...30 CV	177,25

ACOPLAMIENTOS GRUPO 1-2-3
COUPLINGS GROUP 1-2-3
ACCOUPLEMENTS GROUPE 1-2-3



Ref.	Ø	Type	Rang.	€
MP-090014	11	Gr. 1	0,17...0,25 CV	22,82
MP-090015	14	Gr. 1	0,33...0,5 CV	22,81
MP-090016	19	Gr. 1	0,75...1 CV	25,96
MP-090017	24	Gr. 1	1,5...2 CV	25,96
MP-090018	28	Gr. 1	3...5,5 CV	48,63
MP-090002	19	Gr. 2	0,75...1 CV	39,71
MP-090003	24	Gr. 2	1,5...2 CV	40,03
MP-090004	28	Gr. 2	3...5,5 CV	49,92
MP-090005	38	Gr. 2	7,5...12,5 CV	77,37
MP-090006	42	Gr. 2	15...20 CV	143,62
MP-090007	48	Gr. 2	25...30 CV	146,62
MP-090008	28	Gr. 3	3,5...5,5 CV	39,94
MP-090009	28	Gr. 3	3,5...5,5 CV	48,63
MP-090010	38	Gr. 3	7,5...12,5 CV	77,37
MP-090011	42	Gr. 3	15...20 CV	143,62
MP-090012	48	Gr. 3	25...30 CV	143,00

SOPORTES PIE MOTOR
FOOT SUPPORT MOTOR
SUPPORT PIED MOTEUR



Ref.	Ø	€
MP-110001	160	51,83
MP-110002	200	55,46
MP-110003	250	70,18
MP-110004	300	108,88
MP-110005	350	222,87

Consultar otros tipos de campanas y acoplamientos.
Please request other bellhousing and coupling types.
Consultez svp d'autres types de lanternes et accouplements.

BRIDA PARA BOMBAS DE ENGRANAJES
GEAR PUMPS FLANGES
BRIDES POUR POMPES A ENGRENAGES

BRIDAS BOMBAS SALIDA RECTA
PUMP FLANGES STRAIGHT PORT
BRIDES POUR POMPES SORTIE DROITE



Ref.	Ø	Ø	Type	€
TO-010001	30	3/8	RF	20,60
TO-010002	40	1/2	RF	29,97
TO-010003	51	3/4	RF	29,52

BRIDAS BOMBAS SALIDA RECTA PROLONGADA
PUMP FLANGES LONGER STRAIGHT PORT
BRIDES POUR POMPES SORTIE DROITE PROLONGÉE



Ref.	Ø	Ø	Type	€
TO-020001	30	3/8	RFI	29,71
TO-020002	30	1/2	RFI	29,71
TO-020003	40	1/2	RFI	33,94
TO-020004	40	3/4	RFI	33,94
TO-020005	51	1"	RFI	55,50

BRIDAS BOMBAS SALIDA CODO 90° RG
PUMP FLANGES RG 90° ELBOW PORT
BRIDES POUR POMPES SORTIE COUDE 90° RG



Ref.	Ø	Ø	Type	€
TO-030000	26	3/8	RG	10,60
TO-030001	30	3/8	RG	10,60
TO-030002	30	1/2	RG	10,60
TO-030003	40	1/2	RG	19,95
TO-030004	40	3/4	RG	19,95
TO-030009	51	3/4	RG	30,36
TO-030005	51	1"	RG	30,36
TO-030006	56	1"	RG	28,72
TO-030007	62	1" 1/4	RG	56,15
TO-030008	72	1" 1/2	RG	99,20
TO-030010	92	2" 1/2	RG	155,68

BRIDAS BOMBAS SALIDA CODO 90° RGB
PUMP FLANGES RGB 90° ELBOW PORT
BRIDES POUR POMPES SORTIE COUDE 90° RGB



Ref.	Ø	Ø	Type	€
TO-040007	30	3/8	RGB	24,90
TO-040001	35	3/8	RGB	22,14
TO-040002	35	1/2	RGB	22,14
TO-040003	40	1/2	RGB	27,04
TO-040004	40	3/4	RGB	27,04
TO-040006	55	3/4	RGB	59,38
TO-040005	55	1"	RGB	59,38



FILTROS
FILTERS
FILTRES

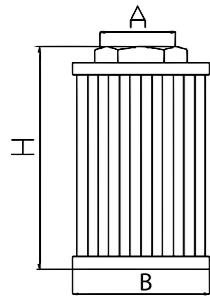
01 **FILTROS SUMERGIDOS**
SUBMERSIBLE FILTERS
FILTRES SUBMERSIBLES
PÁGINA 182

02 **FILTROS SEMISUMERGIDOS**
SEMI-SUBMERGED FILTERS
FILTRES SEMI-IMMERGÉS
PÁGINA 185

03 **FILTROS EN LINEA**
INLINE FILTERS
FILTRES EN LIGNE
PÁGINA 187

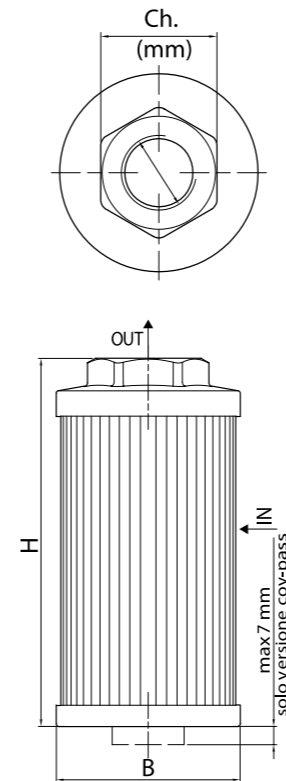
04 **FILTROS PRESIÓN**
PRESSURE FILTERS
FILTRES À PRESSION
PÁGINA 188

05 **FILTROS AIRE**
AIR FILTERS
FILTRES À AIR
PÁGINA 189

FILTROS SUMERGIDOS
SUMERGED FILTERS
FILTRES IMMERGÉS
SUMERGIDOS 125 MICRAS ASPIRACIÓN
 SUMERGED 125 MICRON SUCTION
 IMMERGÉS 125 MICRON ASPIRATION


DIMENSIONES			
CODIGO	A(mm)	B (mm)	H (mm)
VNK125005	335	45	40
VNK125010	410	45	75
VNK125015	470	45	105
VNK125025	600	63	441
VNK125050	600	63	140
VNK125075	675	89	145
VNK125100	805	89	145
VNK125130	1010	89	200
VNK125180	810	89	260
VNK125225	1100	140	150
VNK125350	1250	140	215
VNK125500	1500	150	275

Ref.	L		Q (l/min.)	€
VNK125005	5	3/8	5	15,67
VNK125010	10	3/8	10	17,98
VNK125015	15	1/2	15	19,19
VNK125025	25	3/4	25	23,02
VNK125050	50	1"	50	26,75
VNK125075	75	1" 1/4	75	38,18
VNK125100	100	1" 1/2	100	41,28
VNK125130	130	1" 1/2	130	46,19
VNK125180	180	2"	180	68,71
VNK125225	225	2"	225	97,35
VNK125350	350	2" 1/2	350	139,92
VNK125500	500	3"	500	156,84


SUMERGIDOS 90 MICRAS ASPIRACIÓN
 SUMERGED 90 MICRON SUCTION
 IMMERGÉS 90 MICRONS ASPIRATION

DIMENSIONES					
GRANDEZZA	A(mm)	B (mm)	H(mm)	Ch(mm)	Peso(kg)
050-1 G1	G 3/8"	52	79	30	0,11
050-1 G2	3/8 NPT				0,11
050-2 G1	G 1/2"				0,11
050-2 G2	1/2" NPT	65	110	41	0,11
065-1 G1	G 1/2"				0,19
065-1 G2	1/2" NPT				0,19
065-2 G1	G 3/4"				0,22
065-2 G2	3/4" NPT				0,22
065-3 G1	G 3/4"				0,24
065-3 G2	3/4" NPT	144	144	41	0,24
065-4 G1	G 1"				0,22
065-4 G2	1" NPT	70	95	141	0,22
070-1 G1	G 1/2"				0,18
070-1 G2	1/2" NPT				0,18
070-2 G1	G 3/4"				0,17
070-2 G2	3/4" NPT				0,17
070-3 G1	G 3/4"				0,22
070-3 G2	3/4" NPT	141	141	41	0,22
070-4 G1	G1"				0,24
070-4 G1	1" NPT				0,24

DIMENSIONES					
GRANDEZZA	A(mm)	B (mm)	H(mm)	Ch(mm)	Peso(kg)
100-1 G1	G1 1/4"	99	137	69	0,47
100-1 G2	1 1/4" NPT				0,47
100-2 G1	G1 1/2"				0,58
100-2 G2	1 1/2" NPT	130	127	101	0,58
100-3 G1	G2"				0,55
100-3 G2	2" NPT				0,55
100-4 G1	G1 1/2"				0,51
100-4 G2	1 1/2" NPT				0,51
100-5 G1	G1 1/2"				137
100-5 G2	1 1/2" NPT	0,43			
140-1 G1	G1 1/2"	130	160	101	0,7
140-1 G2	1 1/2" NPT				0,7
140-2 G1	G2"				0,68
140-2 G2	2" NPT				0,68
140-3 G1	G2"		262	262	0,94
140-3 G2	2" NPT				0,94
140-4 G1	G2 1/2"		272	272	1,1
140-4 G2	2 1/2" NPT				1,1
140-5 G1	G3"				1
140-5 G2	3" NPT		330V	330V	1
140-6 G1	G3"				1,17
140-6 G2	3" NPT				1,17

Caudal calculado con fluido de viscosidad de 30 cts
 Flow calculated for fluids with viscosity of 30 cts
 Débit calculé avec des fluides à viscosité de 30 cts

FILTROS SEMISUMERGIDOS
TANK TOP FILTERS
FILTRES SEMI-IMMERGÉS

SUMERGIDOS 90 MICRAS ASPIRACIÓN

 SUMERGED 90 MICRON SUCTION
 IMMERGÉS 90 MICRONS ASPIRATION

Ref.	L		Q (l/min.)	€
MP-STR0501G1M90	5	3/8	5	21,73
MP-STR0502G1M90	15	1/2	15	21,73
MP-STR0701G1M90	20	1/2	20	28,22
MP-STR0702G1M90	30	3/4	30	28,22
MP-STR0703G1M90	45	3/4	45	31,90
MP-STR0704G1M90	75	1"	75	31,90
MP-STR1001G1M90	100	1" 1/4	100	45,01
MP-STR1002G1M90	125	1" 1/4	125	61,32
MP-STR1003G1M90	150	1" 1/2	150	61,32
MP-STR1004G1M90	300	2"	300	61,32
MP-STR1005G1M90	175	1" 1/2	175	46,35
MP-STR1402G1M90	350	2"	350	71,13
MP-STR1403G1M90	400	2"	400	101,58
MP-STR1404G1M90	500	2" 1/2	500	101,45
MP-STR1405G1M90	600	3"	600	101,45
MP-STR1406G1M90	700	3"	700	120,53


SUMERGIDOS RETORNO

 SUMERGED RETURN
 IMMERGÉS RETOUR

Ref.	L		Q (l/min.)	€
OMTAFR030	30	1/2	30	110,46
OMTAFR060	60	3/4	60	158,63
OMTAFR100	100	1"	100	169,29
OMTAFR180	180	1" 1/4	180	267,36


ASPIRACIÓN

 SUCTION
 ASPIRATION

SF2 SERIE 503-504			
Element	Flow l/min	Thread	Weight
M25	400	3" SAE	4,850
M60	480		
M90	480		
M250	480	4" SAE	5,80
M25	550		
M60	650		
M90	650		
M250	650		

SF2 SERIE 505-510			
Element	Flow l/min	Thread	Weight
M25	200	2" SAE	6,0
M60	250		
M90	250		
M250	250	2" 1/2 SAE	7,2
M25	250		
M60	280		
M90	280		
M250	280		

SF2 SERIE 535-540			
Element	Flow l/min	Thread	Weight
M25	450	3" SAE	17,0
M60	550		
M90	550		
M250	550	4" SAE	19,0
M25	700		
M60	800		
M90	800		
M250	800		

 Caudal calculado con fluido de viscosidad de 30 cts
 Flow calculated for fluids with viscosity of 30 cts
 Débit calculé avec des fluides à viscosité de 30 cts

Ref.		(μ)	€
MP-SF2-505AF1	S-3000 2"		662,64
MP-SF2-510AF1	S-3000 2" 1/2		718,32
MP-SF2-515AF1	S-3000 3"		908,63
MP-SF2-520AF1	S-3000 4"		695,43
MP-SF505M60		60	101,80
MP-SF505M90		90	76,01
MP-SF505M250		250	75,77
MP-SF510M60		60	125,28
MP-SF510M90		90	89,71
MP-SF510M250		250	81,10
MP-SF503M60		60	148,94
MP-SF503M90		90	114,93
MP-SF503M250		250	101,80
MP-SF535M60		60	235,29
MP-SF535M90		90	203,08
MP-SF504M60		60	192,90
MP-SF504M90		90	140,68
MP-SF504M250		250	121,95
MP-SF540M60		60	330,06
MP-SF540M90		90	274,19
MP-SF540M250		250	265,62

FILTROS EN LÍNEA
IN-LINE
EN LIGNE
FILTROS RETORNO
 RETURN FILTERS
 FILTRES DE RETOUR


Ref.		(μ)	€
MP-MPF0301G1	1/2		50,14
MP-MPF1001G2	3/4		63,33
MP-MPF1002G2	3/4		64,24
MP-MPF1002G3	1"		64,24
MP-MPF1811AG1	1" 1/4		125,85
MP-MPF4002AG2	1" 1/2		175,39
MP-MPF4003AG3	2"		203,20
MP-MF0301M60NB		60	26,08
MP-MF0301P10NB		10	20,10
MP-MF0301P25NB		25	19,63
MP-MF1001M60NB		60	38,21
MP-MF1001M90NB		90	32,96
MP-MF1001P25NB		25	24,02
MP-MF1002M25NB		25	80,18
MP-MF1002M60NB		90	43,27
MP-MF1002M90NB		90	43,27
MP-MF1002P10NB		10	26,62
MP-MF1002P25NB		25	26,10
MP-MF1003P25NB		25	37,98
MP-MF1801A10HB		10	192,38
MP-MF1801A25HB		25	152,34
MP-MF1801M60NB		90	98,26
MP-MF1801M90NB		90	98,26
MP-MF1801P25NB		25	38,03
MP-MF4002M60NB		60	135,45
MP-MF4002P10NB		10	55,50
MP-MF4002P25NB		25	54,30
MP-MF4003A10HB		10	275,71
MP-MF4003M60NB		60	168,40
MP-MF4003P10NB		10	65,77
MP-MF4003P25NB		25	64,46

MPS SERIE 050-051				
Element	Out Flow l/min	In Flow l/min	Thread	Weight
A03	40	9	-	-
A06	44	11	-	-
A10	48	14	-	-
A25	58	18	3/4	1.0
P10	55	16	-	-
M60-M90	-	24	-	-

MPS SERIE 100-101				
Element	Out Flow l/min	In Flow l/min	Thread	Weight
A03	75	16	-	-
A06	85	19	-	-
A10	110	25	-	-
A25	140	40	1" 1/4	2.2
P10	130	35	-	-
M60-M90	-	65	-	-

MPS SERIE 070-071				
Element	Out Flow l/min	In Flow l/min	Thread	Weight
A03	45	11	-	-
A06	49	13	-	-
A10	53	15	-	-
A25	63	20	3/4	1.3
P10	58	18	-	-
M60-M90	-	26	-	-

MPS SERIE 150-151				
Element	Out Flow l/min	In Flow l/min	Thread	Weight
A03	75	18	-	-
A06	100	22	-	-
A10	115	30	-	-
A25	160	45	1" 1/4	2.2
P10	150	40	-	-
M60-M90	-	68	-	-

Caudal calculado con fluido de viscosidad de 30 cts / Flow calculated for fluids with viscosity of 30 cts / Débit calculé avec des fluides à viscosité de 30 cts


CABEZAL ASPIRACIÓN
 SUCTION FILTER HEAD
 TÊTES D'ASPIRATION

Ref.		€
MP-MPS050SG1	3/4	58,15
MP-MPS100SG1	1" 1/4	80,58


CABEZAL RETORNO
 RETURN BODY
 TÊTES RETOUR

Ref.		€
MP-MPS050RG1	3/4	58,13
MP-MPS100RG1	1" 1/4	90,09
MP-MPS200RG1	1" 1/2	186,57


CARTUCHOS ASPIRACIÓN/RETORNO
 SUCTION/RETURN CARTRIDGES
 CARTOUCHES D'ASPIRATION/RETOUR

Ref.	Long.		(μ)	€
MP-CS050A10AN	145	3/4	10	101,58
MP-CS050M60A	145	3/4	60	125,28
MP-CS050M90A	145	3/4	90	96,21
MP-CS050P10A	145	3/4	10	48,65
MP-CS050P25A	145	3/4	25	48,65
MP-CS070M60A	210	3/4	60	162,74
MP-CS070M90A	210	3/4	90	128,44
MP-CS070P10A	210	3/4	10	63,39
MP-CS070P25A	210	3/4	25	63,39

Ref.	Long.		(μ)	€
MP-CS100M60A	180	1" 1/4	60	204,11
MP-CS100M90A	180	1" 1/4	90	168,89
MP-CS100P10A	180	1" 1/4	10	78,86
MP-CS100P25A	180	1" 1/4	25	78,86
MP-CS150M60A	230	1" 1/4	60	246,87
MP-CS150M90A	230	1" 1/4	90	218,16
MP-CS150P10A	230	1" 1/4	10	100,22
MP-CS150P25A	230	1" 1/4	25	100,22

FILTROS DE PRESIÓN
PRESSURE FILTERS
FILTRES À PRESSION

Caudal calculado con fluido de viscosidad de 30 cts / Flow calculated for fluids with viscosity of 30 cts / Débit calculé avec des fluides à viscosité de 30 cts

FHP SERIE 065				
Element	Out Flow l/min	In Flow l/min	Thread	Weight
A03	18	15	1/2	3,9
A06	20	18		
A10	35	32		
A25	50	48		
T10	-	75		
A03	22	18	1/2	4,2
A06	35	25		
A10	50	45		
A25	75	65		
T10	-	90		
A03	35	30	3/4	5,7
A06	60	50		
A10	75	65		
A25	90	80		
T10	-	110		

FHP SERIE 135				
Element	Out Flow l/min	In Flow l/min	Thread	Weight
A03	50	35	3,4"	7,5
A06	60	50		
A10	80	60		
A25	100	75		
T10	-	150		
A03	100	80	1"	9,4
A06	110	90		
A10	140	120		
A25	180	150		
T10	-	180		

FHP SERIE 065				
Element	Out Flow l/min	In Flow l/min	Thread	Weight
A03	100	65	1"1/4	14,5
A06	120	80		
A10	140	100		
A25	180	150		
T10	-	200		
A03	210	150	1"1/4	14,5
A06	250	180		
A10	300	220		
A25	350	250		
T10	-	275		

FHP SERIE 065				
Element	Out Flow l/min	In Flow l/min	Thread	Weight
A03	250	225	1"1/2	22,5
A06	280	250		
A10	320	280		
A25	350	340		
T10	-	360		
A03	300	250	1"1/2	25,5
A06	340	275		
A10	375	320		
A25	450	380		
T10	-	450		

CARCASAS
BODIES
CORPS



Ref.	Filter Type	€
MP-FHP0651BAG1	1/2	373,05
MP-FHP0651BAG2	3/4	389,63
MP-FHP0652BAG2	3/4	407,52
MP-FHP0653BAG2	3/4	422,98
MP-FHP1351BAG2	1"	569,23
MP-FHP1352BAG2	1"	610,60
MP-FMP0392BAA7P01	1/2	247,42

FILTROS AIRE
PRESSURE FILTERS
FILTRES À PRESSION



FILTROS
FILTERS
FILTRES

Ref.	(μ)	€
MP-HP0651A03AH	3	250,62
MP-HP0651A06AN	6	90,40
MP-HP0651A10AH	10	187,61
MP-HP0651A10AN	10	73,20
MP-HP0651A25AN	25	62,03
MP-HP0652A06AH	6	247,93
MP-HP0652A10AH	10	198,36
MP-HP0652A10AN	10	80,80
MP-HP0652A25AN	25	67,44
MP-HP0653A06AN	6	145,66
MP-HP0653A25AN	25	99,99
MP-HP1351A06AN	6	125,79
MP-HP1351A10AH	10	270,28
MP-HP1351A10AN	10	112,47
MP-HP1351A25AN	25	93,57
MP-HP1351M60AN	60	136,94
MP-HP1351M90VN	90	121,56
MP-HP1352A03AN	3	196,91
MP-HP1352A06AN	6	192,61

Ref.	(μ)	€
MP-HP1352A10AH	10	386,14
MP-HP1352A10AN	10	154,40
MP-HP1352A25AH	25	303,10
MP-HP1352A25AN	25	123,55
MP-HP1352B25AN	25	115,88
MP-HP3201A10AN	10	171,72
MP-HP3201A25AN	25	131,23
MP-HP3202A06AH	6	706,38
MP-HP3202A10AH	10	563,75
MP-HP3202A10AN	10	262,55
MP-HP3202A25AN	25	204,77
MP-HP3202M60AN	60	347,94
MP-HP3203A10AH	10	678,69
MP-HP3203A10AN	10	378,45
MP-HP3203A25AN	25	308,87
MP-HP3204A10AH	10	1106,75
MP-HP3204A10AN	10	532,77
MP-HP3204A25AN	25	448,07

INDICADORES

INDICATORS
INDICATEURS




Ref.	Type	€
MP--VS	Optic. - in-line suction filters	28,77
MP--V1	Optic. - in-line suction filters	31,47
MP--V0	Optic./suction filters	49,98
MP--E1	Electric./suction filters	195,12
MP--ER	Electric. - in-line return/top tank return	108,00
MP--VR	Optic. - in-line return filters	28,77
MP--ER	Electric. - in-line return/top tank return	108,00
MP--V7	Optic. 5bar - pressure filters	146,24
MP--V8	Optic. 7bar - pressure filters	146,24
MP--E7	Electric. 5bar - pressure filters	216,91
MP--E8	Electric. 7bar - pressure filters	216,91

FILTROS AIRE

AIR FILTERS
FILTRES À AIR

Ref.	Filter Type	Q (l/min)	€
MP-SA036G2L40A	3/8	140	22,25
MP-SA075G2L40A	3/4	400	55,46
MP-SA115G1L40A	1"	850	66,56
MP-SA145G1L40A	1" 1/2	1850	85,83
MP-SA185G1L40A	2" 1/2	2500	148,00



INSTRUMENTACIÓN
MEASUREMENT CONTROL
MESURE ET CONTRÔLE

01 **MANÓMETROS WIKA**
 PRESSURE GAUGES
 MANOMÈTRES
PÁGINA 192

02 **MANÓMETROS VINCKE**
 PRESSURE GAUGES
 MANOMÈTRES
PÁGINA 194

03 **VACUÓMETROS**
 VACUUM GAUGES
 VACUOMÈTRES
PÁGINA 195

04 **ACCESORIOS PARA MANÓMETROS Y
 VACUÓMETROS**
 ACCESSORIES
 ACCESSOIRES
PÁGINA 195

05 **PRESOSTATOS**
 PRESSURE SWITCHES
 PRESSOSTATS
PÁGINA 196

06 **TRANSDUCTORES**
 TRANSDUCERS
 TRANSDUCTEURS
PÁGINA 197

07 **PROTECTORES**
 GAUGE ISOLATORS
 PROTECTEURS
PÁGINA 197

08 **SELECTORES**
 PRESSURE SELECTOR VALVES
 SÉLECTEURS
PÁGINA 197

09 **MALETINES DE COMPROBACIÓN**
 TESTING UNITS
 VALISES VÉRIFICATION
PÁGINA 197

10 **DISPLAY DIGITAL**
 DIGITAL DISPLAY
 AFFICHAGE NUMÉRIQUE
PÁGINA 197

MANÓMETROS WIKA
WIKA PRESSURE GAUGES
MANOMÈTRES WIKA



DOBLE ESCALA BAR/PSI Ø 63mm CON GLICERINA VERTICALES 1/4 BSP
DUAL SCALE BAR/PSI Ø 63MM GLYCERINE FILLED LOWER CONNECTION 1/4 BSP
DOUBLE ÉCHELLE BAR/PSI Ø 63mm À GLYCÉRINE VERTICAL 1/4 BSP

Ref.	Rang.	€
WIK6320001	1	36,69
WIK6320002	1,6	36,69
WIK6320003	2,5	36,69
WIK6320004	4	36,69
WIK6320006	6	36,69
WIK6320010	10	36,69
WIK6320016	16	36,69
WIK6320025	25	36,69

Ref.	Rang.	€
WIK6320040	40	36,69
WIK6320060	60	36,69
WIK6320100	100	36,69
WIK6320160	160	36,69
WIK6320250	250	36,69
WIK6320400	400	36,69
WIK6320600	600	36,69
WIK6321000	1000	71,40



ESCALA BAR Ø 63mm SECOS VERTICALES 1/4 BSP
SCALE BAR Ø 63MM LOWER CONNECTION 1/4 BSP
ÉCHELLE BAR Ø 63mm SANS GLYCÉRINE VERTICAL 1/4 BSP

Ref.	Rang.	€
WIK6300001	1	33,45
WIK6300002	1,6	33,45
WIK6300003	2,5	33,45
WIK6300004	4	33,45
WIK6300006	6	33,45

Ref.	Rang.	€
WIK6300010	10	33,45
WIK6300016	16	33,45
WIK6300025	25	33,45
WIK6300040	40	33,45
WIK6300060	60	33,45



DOBLE ESCALA BAR/PSI Ø 63mm CON GLICERINA POSTERIORES 1/4 BSP
DUAL SCALE BAR/PSI Ø 63MM GLYCERINE FILLED BACK CONNECTION 1/4 BSP
DOUBLE ÉCHELLE BAR/PSI Ø 63mm AVEC GLYCÉRINE ARRIÈRE 1/4 BSP

Ref.	Rang.	€
WIK6330001	1	37,58
WIK6330002	1,6	37,58
WIK6330003	2,5	37,58
WIK6330004	4	37,58
WIK6330006	6	37,58
WIK6330010	10	37,58
WIK6330016	16	37,58
WIK6330025	25	37,58

Ref.	Rang.	€
WIK6330040	40	37,58
WIK6330060	60	37,58
WIK6330100	100	37,58
WIK6330160	160	37,58
WIK6330250	250	37,58
WIK6330400	400	37,58
WIK6330600	600	71,40
WIK6331000	1000	71,40



ESCALA BAR Ø 63mm SECOS POSTERIORES 1/4 BSP
SCALE BAR Ø 63MM BACK CONNECTION 1/4 BSP
ÉCHELLE BAR Ø 63mm SANS GLYCÉRINE ARRIÈRE 1/4 BSP

Ref.	Rang.	€
WIK6310001	1	33,45
WIK6310002	1,6	33,45
WIK6310003	2,5	33,45
WIK6310004	4	33,45
WIK6310006	6	33,45

Ref.	Rang.	€
WIK6310010	10	33,45
WIK6310016	16	33,45
WIK6310025	25	33,45
WIK6310060	60	33,45



DOBLE ESCALA BAR/PSI Ø 100mm CON GLICERINA VERTICALES 1/2 BSP
DUAL SCALE BAR/PSI Ø 100MM GLYCERINE FILLED LOWER CONNECTION 1/2 BSP
DOUBLE ÉCHELLE BAR/PSI Ø 100mm AVEC GLYCÉRINE VERTICAL 1/2 BSP

Ref.	Rang.	€
WIK1020001	1	197,46
WIK1020002	1,6	197,46
WIK1020003	2,5	197,46
WIK1020004	4	197,46
WIK1020006	6	197,46
WIK1020010	10	197,46
WIK1020016	16	197,46
WIK1020025	25	197,46

Ref.	Rang.	€
WIK1020040	40	197,46
WIK1020060	60	197,46
WIK1020100	100	197,46
WIK1020160	160	197,46
WIK1020250	250	197,46
WIK1020400	400	215,52
WIK1020600	600	228,69
WIK10201000	1000	235,30



ESCALA BAR Ø 100mm SECOS VERTICALES 1/2 BSP
SCALE BAR Ø 100MM LOWER CONNECTION 1/2 BSP
ÉCHELLE BAR Ø 100mm SANS GLYCÉRINE VERTICAL 1/2 BSP

Ref.	Rang.	€
WIK1000001	1	117,25
WIK1000002	1,6	117,25
WIK1000003	2,5	117,25
WIK1000004	4	117,25
WIK1000006	6	117,25

Ref.	Rang.	€
WIK1000010	10	117,25
WIK1000016	16	117,25
WIK1000025	25	117,25
WIK1000040	40	117,25



DOBLE ESCALA BAR/PSI Ø 100mm CON GLICERINA POSTERIORES 1/2 BSP
DUAL SCALE BAR/PSI Ø 100MM GLYCERINE FILLED BACK CONNECTION 1/2 BSP
DOUBLE ÉCHELLE BAR/PSI Ø 100mm AVEC GLYCÉRINE ARRIÈRE 1/2 BSP

Ref.	Rang.	€
WIK1040010	10	216,60
WIK1040016	16	216,60
WIK1040025	25	216,60
WIK1040040	40	216,60
WIK1040060	60	216,60
WIK1040100	100	216,60

Ref.	Rang.	€
WIK1040160	160	216,60
WIK1040250	250	216,60
WIK1040400	400	216,60
WIK1040600	600	216,60
WIK10401000	1000	216,60



ESCALA BAR Ø 100mm SECOS POSTERIORES 1/2 BSP
SCALE BAR Ø 100MM BACK CONNECTION 1/2 BSP
ÉCHELLE BAR Ø 100mm SANS GLYCÉRINE ARRIÈRE 1/2 BSP

Ref.	Rang.	€
WIK1010002	1,6	82,34
WIK1010004	4	134,59
WIK1010006	6	134,59
WIK1010010	10	134,59
WIK1010040	40	81,26

MANÓMETROS VINCKE
VINCKE PRESSURE GAUGES
MANOMÈTRES VINCKE

VACUÓMETROS
VACUUM GAUGES
VACUOMÈTRES



MANÓMETROS Ø 63mm CON GLICERINA VERTICALES 1/4 BSP

PRESSURE GAUGES Ø 63MM GLYCERINE FILLED LOWER CONNECTION 1/4 BSP
MANOMÈTRES Ø 63mm AVEC GLYCÉRINE VERTICAL 1/4 BSP

Ref.	Rang.	€
INS6320001	1	18,36
INS6320002	1,6	18,36
INS6320003	2,5	17,99
INS6320004	4	17,99
INS6320006	6	17,99
INS6320010	10	17,99
INS6320016	16	17,99
INS6320025	25	17,99
INS6320040	40	17,99
INS6320060	60	17,99
INS6320100	100	17,99
INS6320160	160	17,99
INS6320250	250	17,99
INS6320400	400	17,99
INS6320600	600	17,99



MANÓMETROS Ø 63mm CON GLICERINA POSTERIORES 1/4 BSP

PRESSURE GAUGES Ø 63MM GLYCERINE FILLED BACK CONNECTION 1/4 BSP
MANOMÈTRES Ø 63mm AVEC GLYCÉRINE ARRIÈRE 1/4 BSP

Ref.	Rang.	€
INS6330001	1	30,36
INS6330002	1,6	30,36
INS6330003	2,5	26,62
INS6330004	4	20,02
INS6330006	6	20,02
INS6330010	10	20,02
INS6330016	16	20,02
INS6330025	25	20,02
INS6330040	40	20,02
INS6330060	60	20,02
INS6330100	100	20,02
INS6330160	160	20,02
INS6330250	250	20,02
INS6330315	315	25,14
INS6330400	400	25,14



VERTICAL ROSCA BSP 1/4 CON GLICERINA

LOWER CONNECTION 1/4 BSP THREAD GLYCERINE FILLED
VERTICAL FILETAGE BSP 1/4 À GLYCÉRINE

Ref.	Ø	Rang.	€
WIK0100005	63	-1 a 0	36,69



VERTICALES ROSCA BSP SECOS

LOWER CONNECTION BSP THREAD
VERTICAL FILETAGE BSP

Ref.	Ø		Rang.	€
WIK0100003	63	1/4	-1 a 0	33,45
WIK0100001	100	1/2	-1 a 0	117,25



POSTERIOR ROSCA BSP 1/4 CON GLICERINA

BACK CONNECTION 1/4 BSP THREAD GLYCERINE FILLED
ARRIÈRE FILETAGE BSP 1/4 AVEC GLYCÉRINE

Ref.	Ø	Rang.	€
WIK0100006	63	-1 a 0	37,58



POSTERIORES ROSCA BSP SECOS

BACK CONNECTION BSP THREAD
ARRIÈRE FILETAGE BSP

Ref.	Ø		Rang.	€
WIK0100004	63	1/4	-1 a 0	33,45
WIK0100002	100	1/2	-1 a 0	134,59

ACCESORIOS PARA MANÓMETROS Y VACUÓMETROS
ACCESSORIES FOR PRESSURE AND VACUUM GAUGES
ACCESOIRES MANOMÈTRES ET VACUOMÈTRES



BORDES PARA PANEL / ESTRIBOS Y PROTECTORES DE GOMA

FRONTAL FLANGES/ CLAMPS AND RUBBER COVERS
COLLIERS ET PROTECTEURS CAOUTCHOUC

Ref.	Ø	Type	€
WIK0300001	63	frontal flanges	17,60
WIK0300003	100	frontal flanges	24,76
WIK0300002	63	clamps	17,60
WIK0300004	100	clamps	19,16
WIK0300005	63	rubber covers	8,01
WIK0300006	100	rubber covers	26,16

PRESOSTATOS
PRESSURE SWITCHES
PRESSOSTATS



PRESOSTATOS NORMALMENTE ABIERTO DE 1/4 DE MEMBRANA

MEMBRANE PRESSURE SWITCHES NORMALLY OPEN 1/4
PRESSOSTATS NORMALEMENT OUVERTS DE 1/4 - MEMBRANE

Ref.	Rang.	🕒	€
INSPRE01001	1...12	25	41,39
INSPRE01002	5...50	200	43,45



PRESOSTATOS NORMALMENTE ABIERTO DE 1/4 DE PISTÓN

PISTON PRESSURE SWITCHES NORMALLY OPEN 1/4
PRESSOSTATS NORMALEMENT OUVERTS DE 1/4 - PISTON

Ref.	Rang.	🕒	€
INSPRE01003	10...100	300	45,52
INSPRE01004	20...200	300	45,52
INSPRE01005	50...400	600	49,68



PRESOSTATOS CONMUTABLES DE 1/4 DE MEMBRANA

MEMBRANE COMMUTABLE PRESSURE SWITCHES 1/4
PRESSOSTATS COMMUTABLES DE 1/4 - MEMBRANE

Ref.	Rang.	🕒	€
INSPRE02001	1...12	25	57,95



PRESOSTATOS CONMUTABLES DE 1/4 DE PISTÓN

PISTON COMMUTABLE PRESSURE SWITCHES 1/4
PRESSOSTATS COMMUTABLES DE 1/4 - PISTON

Ref.	Rang.	🕒	€
INSPRE02002	5...50	200	62,09
INSPRE02003	10...100	300	62,09
INSPRE02004	20...200	300	62,09
INSPRE02005	50...400	600	74,51



PRESOSTATOS CONMUTABLES DE PISTÓN CON PLACA Y ROSCA HEMBRA BSP 1/4

PISTON PRESSURE SWITCHES ON SUBPLATED 1/4 FEMALE THREAD
PRESSOSTATS COMMUTABLES PISTON AVEC PLAQUE ET FILETAGE FEMELLE BSP 1/4

Ref.	Type	Rang.	€
INSPRE03001	K5	2...40	265,83
INSPRE03002	K5	5...100	265,83
INSPRE03003	K5	20...200	265,83
INSPRE03004	K5	30...300	265,83
INSPRE03005	K5	40...400	265,83

TRANSDUCTORES A10 4-20mA 10.30v
TRANSDUCERS A10 4-20MA 10.30V
TRANSDUCTEURS A10 4-20mA 10.30v



Ref.	Type	Rang.	€
WIK0400001	A-10	1	399,42
WIK0400006	A-10	6	399,42
WIK0400010	A-10	10	399,42
WIK0400025	A-10	25	399,42
WIK0400040	A-10	40	399,42
WIK0400060	A-10	60	399,42
WIK0400100	A-10	100	399,42
WIK0400160	A-10	160	446,34
WIK0400250	A-10	250	399,42
WIK0400400	A-10	400	399,42

PROTECTORES
GAUGE ISOLATORS
PROTECTEURS



Ref.	Type	Type	€
FT-030001	M-H 1/4	FT290	29,40
FT-030002	M-H 1/4	FT291	27,97
FT-030003	M-H 1/4	FT299	9,31

SELECTORES
PRESSURE SELECTOR VALVES
SÉLECTEURS



Ref.	Type	Type	€
MP-SM1-3G50A	H 1/4	3P+1T	391,86
MP-SM1-6G50A	H 1/4	6P+1T	408,58

MALETINES DE COMPROBACIÓN
TESTING UNITS
VALISES DE VÉRIFICATION



Ref.	Type	€
WIK150001	VINCKE	509,92
WIK150002	WIKA	899,42

DISPLAY DIGITAL
DIGITAL DISPLAY
AFFICHAGE NUMÉRIQUE



Ref.	Type	€
WIK0400000	AAI-1	1007,93

PUESTA EN MARCHA Y MANTENIMIENTO DE COMPONENTES HIDRÁULICOS VINCKE

Motores, bombas, válvulas y distribuidores

Para garantizar el buen funcionamiento de los componentes hidráulicos, se ruega tener en cuenta:

Los datos técnicos en el catálogo Vincke. Indicaciones generales para la puesta en marcha de instalaciones hidráulicas. Cumplir las siguientes indicaciones:



1. FILTRACIÓN

Las tuberías y accesorios nunca están limpios antes del montaje y deben, por tanto, siempre limpiarse inmediatamente antes de la instalación.

Los tapones de cierre instalados en todas las bombas, motores, válvulas, etc. no deben ser retirados hasta justo el momento de ser instalados.

Se recomienda la filtración del aceite según la tabla TT105 a través de una unidad de filtrado de llenado.

Niveles de limpieza ISO mínimos recomendados por VINCKE

DETERMINACIÓN DE LA FINURA DEL FILTRO			
COMPONENTES	Clase de pureza según		Finura filtro recomendada en μm
	NAS 1638	ISO 4406	
Bomba engranajes	10	19/16	25
Bomba pistones	1	19/16	25
Bomba paletas	10	19/16	25
Motor hidráulico	1	19/16	25
Válvulas On/Off	1	19/16	25
Válvulas proporcionales	9	18/15	10

TT 105

Según estudios realizados el nivel de limpieza promedio de un lubricante nuevo es ISO 20/18/16

El aceite del sistema debe ser filtrado antes del llenado a través de filtros, normalmente 5 micras, pero en cualquier caso no mayor de 10 micras nominal.

Se recomienda consultar a su proveedor de fluido hidráulico la vida útil de éste.

Ejemplos de daño causados por partículas en el lubricante:

Agarrotamiento del rotor de una bomba de paletas, ocasionado por elevación anormal de la temperatura, a causa de la fricción debida a la presencia de partículas en el aceite.

La principal causa de avería de los componentes de un circuito hidráulico viene dada por suciedad en el aceite, producido por el deterioro del mismo, las altas temperaturas de trabajo, una falta de mantenimiento.

Influencia del nivel de limpieza del lubricante en la vida de componentes hidráulicos.

Alrededor del 80 % de los daños de los componentes de un sistema hidráulico se deben a la presencia de partículas en el lubricante.



Para medir el nivel de limpieza de los lubricantes hidráulicos se han establecido varias normas internacionales, entre las cuales una de las más conocidas es la ISO 4406 que toma como base el número de partículas > 4 micras, > 6 micras y > 14 micras presentes en 1 mililitro de aceite.

2. PUESTA EN MARCHA

Sentido de giro

Observar la flecha de sentido de giro. Ensayo de un elemento lleno de aceite hidráulico. Una conexión y desconexión breve evita deterioros en caso de sentido de giro erróneo.

Llenado

En las bombas y los motores se deben llenar las recamaras antes de proceder a arrancar.

Arranque

Conectar y desconectar brevemente el motor para obtener un purgado suave. Cuando la bomba trabaja uniformemente, marchar a carga plena.

Previamente se debe purgar la línea de presión para permitir un llenado completo de la bomba. El nivel de fluido en el tanque al arrancar no debe ser inferior al mínimo de aspiración.

Regulación de presión

Seleccionar el ajuste respectivo más bajo en la puesta en marcha. Aumentar progresivamente hasta los valores exigidos.

Mantenimiento


Frecuencia, las condiciones de servicio definen los intervalos periódicos de mantenimientos.

Sujeción, controlar el alineamiento correcto de motores, bombas y conductos a presión y temperatura de servicio normales.

Filtros

Controlar los indicadores de ensuciamiento y los filtros de aspiración. El fluido hidráulico debe ser drenado anualmente.

Desgaste prematuro en cuerpo y engranajes de una bomba de engranajes externos



Si el usuario de un equipo no sigue esta recomendación el resultado será la reducción del tiempo de vida útil del mismo.

START-UP AND MAINTENANCE OF VINCKE HYDRAULIC COMPONENTS

Motors, pumps, valves and monobloc directional control valves

To guarantee an optimum performance of the hydraulic components, please take into account:

The technical data of the Vincke catalogue. General instructions for the start-up of the hydraulic power installation.

Meet the following guidelines:



1. FILTRATION

The pipelines and accessories are never clean before assembly, they therefore, always have to be cleaned immediately before their installation.

The plastic protection plugs installed in all pumps, motors, valves, etc. should not be removed until they are installed. Oil filtration is recommended according to table TT105 through a filter filling unit.

Minimum ISO cleaning levels recommended by VINCKE

DETERMINATION OF FILTER FINENESS			
COMPONENTS	Purity class according to		Recommended filter fineness in µm
	NAS 1638	ISO 4406	
Gear pumps	10	19/16	25
Piston pumps	1	19/16	25
Vane pumps	10	19/16	25
Hydraulic motors	1	19/16	25
On/Off Valves	1	19/16	25
Proportional valves	9	18/15	10

TT 105

According to studies carried out the average cleaning level of a new lubricant is ISO 20/18/16

The oil of the system must be filtered prior to filling through filters, usually 5 microns, but in any case, no more than 10 microns nominal.

We recommend consulting your hydraulic fluid supplier for its usable life.

Examples of damage caused by particles in the lubricant:

Rotor seizure of a vane pump, caused by abnormal temperature rise, due to the friction from the presence of particles in the oil.

The main cause of component failure of a hydraulic circuit is due to dirt in the oil, produced by the deterioration of the same, high working temperatures, a lack of maintenance.

Influence of the cleaning level of the lubricant in the life of hydraulic components

Around 80 % of component damage of a hydraulic system is due to the presence of particles in the lubricant.



Several international standards have been established to measure the level of cleanliness of hydraulic lubricants, among which one of the best known is ISO 4406, which is based on the number of particles > 4 microns, > 6 microns and > 14 microns present in 1 millilitre of oil.

2. START-UP

Sense of rotation

Observe the sense of rotation arrow. Test of an element filled with hydraulic oil. A connection and brief disconnection avoids deteriorations in case of erroneous sense of rotation.

Filling

Pumps and motors must be filled with oil before starting.

Start-up

Briefly start and stop the motor to ensure smooth priming. Once the pump runs smoothly, switch to full load.

The pressure line must be purged in advance to allow complete filling of the pump. At start-up, the fluid level in the tank must not be below the minimum suction level.

Pressure regulation

At start-up select the lowest respective adjustment. Increase progressively up to the required values.

Maintenance

Frequency: service conditions define the periodic maintenance intervals.


Fastening: check the correct alignment of motors, pumps and pressure pipes and normal temperature of service.

Filters

Check the pollution indicators and the suction filters.

The hydraulic fluid must be drained annually.

Premature wear on body and gears of an external gear pump.



If the user of an equipment does not follow these recommendations the result will be a reduction in the useful life of the same.

MISE EN SERVICE ET MAINTENANCE DES COMPOSANTS HYDRAULIQUES VINCKE

Moteurs, pompes, valves et distributeurs

Afin de garantir le bon fonctionnement des composants hydrauliques VINCKE veuillez tenir compte des points suivants sup: Les données techniques du catalogue Vincke. Les indications générales pour la mise en service des installations hydrauliques. Accomplir les indications suivantes :



1. FILTRATION

Les tuyaux et les accessoires ne sont jamais propres avant le montage, donc, il faut toujours les nettoyer immédiatement avant leur installation.

Les bouchons d'étanchéité installés dans toutes les pompes, moteurs, valves, etc. ne doivent seulement être enlevés juste avant d'être installés.

Il est recommandé de filtrer l'huile selon la table TT105 à travers une unité de filtrage de remplissage.

Niveaux de propreté ISO minimaux recommandés par VINCKE

DÉTERMINATION DE LA FINESSE DU FILTRE			
COMPOSANTS	Classe de pureté selon		Finesse du filtre recommandée en µm
	NAS 1638	ISO 4406	
Pompe à engrenages	10	19/16	25
Pompe à pistons	1	19/16	25
Pompe à palettes	10	19/16	25
Moteur hydraulique	1	19/16	25
Valve On/Off	1	19/16	25
Valves proportionnelles proportionnelles	9	18/15	10

TT 105

Selon des études réalisées le niveau moyen de propreté d'un nouveau lubrifiant est ISO20/18/16.

L'huile du système doit être filtrée avant le remplissage à travers des filtres, généralement 5 microns, mais en tout cas, jamais supérieure à 10 microns nominal. Il est recommandé de consulter auprès de votre fournisseur de fluide hydraulique la vie utile de celui-ci.

Exemples de dommages causés par des particules dans le lubrifiant:

Grippage du rotor d'une pompe à palettes occasionné par une élévation anormale de la température, à cause de la friction due à la présence de particules dans l'huile.

La cause principale de panne des composants d'un circuit hydraulique vient de la saleté dans l'huile, produite par sa détérioration même, les hautes températures de travail, un manque de maintenance de celui-ci.

Influence du niveau de propreté du lubrifiant sur la vie des composants hydrauliques

Environ 80 % des dommages des composants d'un système hydraulique sont dus à la présence de particules dans le lubrifiant.



Pour mesurer le niveau de propreté des lubrifiants hydrauliques plusieurs normes internationales ont été mises en place, l'une des plus connues est le ISO4406 qui est basée sur le nombre de particules > 4 microns, > 6 microns et > 14 microns présentes dans 1 ml d'huile.

2. MISE EN SERVICE

Le Sens de rotation

Observer la flèche du sens de rotation. Essai d'un élément rempli d'huile hydraulique. Une brève connexion et déconnexion évite des dommages en cas de sens de rotation erroné.

Remplissage

Les pompes et les moteurs doivent être remplis avant de démarrer.

Démarrage

Connecter et déconnecter brièvement le moteur pour obtenir une purge en douceur. Lorsque la pompe fonctionne de manière uniforme, marcher à pleine charge.

Précédemment il faut purger la ligne de pression pour permettre un remplissage complet de la pompe. Le niveau de liquide dans le réservoir au moment du démarrage ne doit pas être inférieur au minimum d'aspiration.

Régulation de pression

Lors de la mise en service sélectionnez le réglage correspondant le plus bas. Augmenter progressivement jusqu'aux valeurs exigées.

Maintenance


Fréquence: les conditions de service définissent les intervalles périodiques de maintenance.

Fixation: contrôler l'alignement correct des moteurs, des pompes et des conduits à pression et la température de service normale.

Filtres

Contrôler les indicateurs d'encrassement et les filtres d'aspiration. Le fluide hydraulique doit être drainé chaque année.

Usure prématurée dans un corps et des engrenages d'une pompe à engrenages externes.




Si l'utilisateur d'un équipement ne suit pas cette recommandation le résultat sera la réduction du temps de vie utile de celui-ci.

DESDE
SINCE
DEPUIS

1983



AÑOS
YEARS
ANNÉES



TARIFA / PRICE LIST / TARIF
AS0026



vinckehydraulics.com