





VINCKE HYDRAULICS

HYDRAULIC HOSES



VINCKE



VINCKE



Quality System and Certifications




Index

1. Low Pressure	04
2. Braid hoses	11
3. Espiral hoses	22
4. Diamond	31
5. High pressure water hoses	36
6. Protection	41



HYDRAULIC HOSES

VINCKE



HOSES BY WORKING PRESSURE

Two synthetic textile braid Hydraulic Hose meets or exceeds DIN20021 EN854 2TE and ISO 4079-1 VINCKE HH-06

DN			HH-01 1ST	HH-11 1SN	HH-14 1SC	HH-17 R17	HH-02 2ST	HH-22 2SN	HH-14 R16	HH-24 2SC	Hydro	
mm	inch	dash									Wash	HH-23
4,8	3/16"	03	250	250			415	415				
6,4	1/4"	04	225	225	225	210	400	400	350	420	250	400
8	5/16"	05	215	215	215	210	350	350	297	380	250	400
9,5	3/8"	06	180	180	180	210	330	330	280	350	250	400
12,7	1/2"	08	160	160	160	210	275	275	245	310	250	400
16	5/8"	10	130	130	130	210	250	250	192	280		
19	3/4"	12	105	105	105	210	215	215	157	270		
25,4	1"	16	88	88	88	210	165	165	140	185		
31,8	1 1/4"	20	63	63			125	125				
38,1	1 1/2"	24	50	50			90	90				
50,8	2"	32	40	40			80	80				
63,5	2 1/2"	40	40	40			69	69				
76,2	3"	48	35	35			50	50				



DN			HH-25 2SNK	HH-03 3SN	HH-09 4SP	HH-04 4SH	HH-12 R12	HH-4S S+	HH-33 R13	HH-42 R15+	WATER BLAST
mm	inch	dash									
4,8	3/16"	03									
6,4	1/4"	04	450	450							
8	5/16"	05	420								
9,5	3/8"	06	385	530	445	280					
12,7	1/2"	08	345	360	415	280		420	1100		
16	5/8"	10	290	360	350	280		400			
19	3/4"	12	280	340	350	420	280	380	350	420	1100
25,4	1"	16	225	240	280	380	280	420	350	420	
31,8	1 1/4"	20				350	210	350		420	
38,1	1 1/2"	24				290	175	350		420	
50,8	2"	32				250	175	350		420	

This catalogue has been carefully designed to offer our customers with an easy understanding. Our hoses can only offer safety that is expected on the basis of the information provided in this catalogue.

Product Structure

- Provides superior oil resistance, heat resistance and aging resistance by using special synthetic rubber.
- Provides high pressure resistance and superior impulse resistance.
- Provides superior kink resistance and fatigue resistance.
- Provides longer service life

Storage of hydraulic hoses

- Store cool, dry and away from dust. Protect from direct sunshine and UV radiation.
- Shield from nearby heat sources. Do not allow hoses to come into contact with materials that could damage them.
- Maximum storage period in accordance with DIN 20066 recommendations: 4 years for hose material and 2 years for hose lines. So, Max. 6 years.



LOW PRESSURE



Two synthetic textile braid Hydraulic Hose meets or exceeds DIN20021 EN854 2TE and ISO 4079-1 VINCKE HH-06


2TE										
Code	Nominal Ø	Inside Ø	Outside Ø	Max. Working Pressure		Burst Pressure		Minimum Bend Radius		Weight
Dash Size	inch	mm	mm	bar	psi	bar	psi	mm	g/m	
0603	03	3/16"	4,8	11,8	75	1088	300	4350	40	180
0604	04	1/4"	6,4	13,4	75	1088	300	4350	40	220
0605	05	5/16"	8	15	70	1015	280	4060	50	260
0606	06	3/8"	9,5	17,4	65	942,5	260	3770	60	330
0608	08	1/2"	12,7	20,6	60	870	240	3480	70	410
0610	10	5/8"	16	23,7	50	725	200	2900	90	470
0612	12	3/4"	19	27,7	45	652,5	180	2610	110	585
0616	16	1"	25,4	35,6	40	580	160	2320	150	870

VOR										
Code	Nominal Ø	Inside Ø	Outside Ø	Max. Working Pressure		Burst Pressure		Minimum Bend Radius		Weight
Dash Size	inch	mm	mm	bar	psi	bar	psi	mm	g/m	
0620	20	1 1/4"	31,8	43	20	290	80	1160	320	855
0624	24	1 1/2"	38,1	49	20	290	80	1160	320	965
0632	32	2"	50,8	63	20	290	80	1160	580	1390



Construction:**Tube:** seamless oil resistant synthetic rubber**Reinforcement:** 2 high tensile textile braid HIGH TENSILE SYNTHETIC TEXTILE**Wrapped cover:** weather, abrasion and ozone, resistant synthetic rubber**Fluid resistance:** Hydraulic uids on mineral, vegetable and synthetic oil, water based uids.**Temperature range:** -40°C + 100°C Max

LOW PRESSURE



In Oil Return hose with steel wire helix

VINCKE HH-55

R4										
Code	Nominal Ø	Inside Ø	Outside Ø	Max. Working Pressure	Burst Pressure	Minimum Bend Radius	Weight			
	Dash Size	inch	mm	mm	bar	psi	bar	psi	mm	g/m
5512	12	3/4"	19	30	25	363	100	1450	65	605
5516	16	1"	25,4	37,4	20	290	80	1160	152	847
5520	20	1 1/4"	31,8	45	15	218	60	870	203	1118
5524	24	1 1/2"	38,1	52	15	218	60	870	254	1454
5532	32	2"	50,8	64	10	145	40	580	305	1837
5540	40	2 1/2"	63,5	77	5	73	20	290	356	2352
5548	48	3"	76,2	90	5	73	20	290	457	2852
5564	64	4"	101,6	116	5	72,5	20	290	610	3819

Construction:

Tube: seamless oil resistant synthetic rubber

Reinforcement: high tensile textile braid and steel wire helix.


Wrapped cover: weather, abrasion and ozone, resistant synthetic rubber

Fluid resistance: Hydraulic fluids on mineral, vegetable and synthetic oil, water based fluids.

Temperature range: -40°C + 100°C Max



LOW PRESSURE



In Oil Return hose with steel wire helix. High Flexibility.

VINCKE HH-GR

GRECA-10										
Code	Nominal Ø	Inside Ø	Outside Ø	Max. Working Pressure		Burst Pressure		Minimum Bend Radius	Weight	
Dash Size	inch	mm	mm	bar	psi	bar	psi	mm	g/m	
GR-12	12	3/4"	19	29	10	145	30	435	35	494
GR-16	16	1"	25,4	35	10	145	30	435	50	601
GR-20	20	1 1/4"	32	42	10	145	30	435	60	814
GR-24	24	1 1/2"	38	48	10	145	30	435	85	948
GR-32	32	2"	50,8	63	10	145	30	435	120	1584
GR-40	40	2 1/2"	63,5	74	10	145	30	435	160	1786
GR-48	48	3"	76,2	90	10	145	30	435	200	2570
GR-64	64	4"	101,6	117,5	10	145	30	435	280	4234

Construction:

Tube: Oil and petrol resistant black NBR.

Reinforcement: High tensile synthetic textile, steel wire helix and antistatic copper wire.

Wrapped cover: Oil, weather, ozone, abrasion and sea water resistant, at-corrugated, special synthetic rubber.

Fluid resistance: For suction and discharge of petroleum products with aromatic content up to 50%

Temperature range: -30°C + 70°C Max



MEDIUM/ HIGH PRESSURE



Sewer cleaning hose

VINCKE HH-SWR

SWR	Nominal Ø		Inside Ø	Outside Ø	Max. Working Pressure		Burst Pressure		Minimum Bend Radius	Weight
	Code									
	Dash Size	inch	mm	mm	bar	psi	bar	psi	mm	g/m
SWR-08	08	1/2"	6,3	25,6	250	3625	625	9063	95	463
SWR-12	12	3/4"	6,3	31,6	250	3625	625	9063	110	614
SWR-16	16	1"	6,7	38,3	250	3625	625	9063	140	852
SWR-20	20	1 1/4"	7,8	47,6	250	3625	625	9063	160	993

Construction:

Inner tube: SBR, black, smooth.

Reinforcement: High tensile aramide textile braid.

Cover: SBR/NR, black, smooth synthetic rubber with high abrasion, ozone and weather resistance.



Application: For high pressure water cleaning and rinsing of sewage systems.

Temperature range: -30°C + 80°C Max



VINCKE

BRAID HOSES



LOW/ MEDIUM PRESSURE



One Wire Braid Hydraulic Hose meets or exceeds DIN EN 853 1 ST, SAE 100R1 A and ISO 1436

VINCKE HH-011

Code	Dash Size	Nominal \varnothing	Dimensions			Max. Working Pressure		Burst Pressure		Minimum Bend Radius	Weight
			inch	mm	Braid \varnothing	Outside \varnothing	bar	psi	bar	psi	mm
1103	03	3/16"	4,8	9,6	11,8	250	3625	1000	14500	90	180
1104	04	1/4"	6,4	11,1	13,4	225	3263	900	13050	100	220
1105	05	5/16"	8	12,6	15	215	3118	860	12470	115	260
1106	06	3/8"	9,5	15	17,4	180	2610	720	10440	130	330
1108	08	1/2"	12,7	18,1	20,6	160	2320	640	9280	180	410
1110	10	5/8"	16	21,2	23,7	130	1885	520	7540	200	470
1112	12	3/4"	19	25,2	27,7	105	1523	420	6090	240	585
1116	16	1"	25,4	33,1	35,6	88	1276	352	5104	300	870
1120	20	1 1/4"	31,8	40,2	43,5	63	914	252	3654	420	1205
1124	24	1 1/2"	38,1	46,7	51	50	725	200	2900	500	1400
1132	32	2"	50,8	60,2	64,5	40	580	160	2320	630	1910
1140	40	2 1/2"	63,5	73	76,5	40	580	160	2320	762	2535
1148	48	3"	76,2	85,5	88,5	35	508	140	2030	900	2710



One Wire Braid Hydraulic Hose meets or exceeds DIN EN 853 1 ST, SAE 100R1 A and ISO 1436

VINCKE HH-01

Code	Dash Size	Nominal \varnothing	Inside \varnothing	Braid \varnothing	Outside \varnothing	Max. Working Pressure		Burst Pressure		Minimum Bend Radius	Weight
						inch	mm	bar	psi		
0104	04	1/4"	6,4	11,1	15,5	225	3263	900	13050	100	220
0105	05	5/16"	8	15,6	17,1	215	3118	860	12470	115	260
0106	06	3/8"	9,5	15	19,4	180	2610	720	10440	130	330
0108	08	1/2"	12,7	18,1	22,6	160	2320	640	9280	180	410
0110	10	5/8"	16	21,2	25,8	130	1885	520	7540	200	470
0112	12	3/4"	19	25,2	39,8	105	1523	420	6090	240	585
0116	16	1"	25,4	33,1	37,6	88	1276	352	5104	300	870
0120	20	1 1/4"	31,8	40,2	45	63	914	252	3654	420	1205
0124	24	1 1/2"	38,1	46,7	51,4	50	725	200	2900	500	1400
0132	32	2"	50,8	60,2	66,4	40	580	160	2320	630	1910

Construction:

Tube: seamless oil resistant synthetic rubber

Reinforcement: 1 high tensile steel wire braid.

Wrapped cover: Weather, abrasion and ozone, resistant synthetic rubber.

Fluid resistance: Hydraulic fluids on mineral, vegetable and synthetic oil, water based fluids.

Temperature range: -40°C + 100°C Max (max 120°C discontinuous).





LOW/ MEDIUM PRESSURE

One Compact Wire Braid Hydraulic Hose meets or exceeds SAE100 R17

VINCKE HH-20

Code	Nominal \varnothing		Inside \varnothing	Braid \varnothing	Outside \varnothing	Max. Working Pressure		Burst Pressure		Minimum Bend Radius	Weight
	Dash Size	inch	mm	mm	mm	bar	psi	bar	psi	mm	g/m
2004	04	1/4"	6,4	10,4	12,2	210	3045	1050	15225	50	175
2005	05	5/16"	8	11,5	14	210	3045	1050	15225	55	200
2006	06	3/8"	9,5	13,6	16,4	210	3045	1050	15225	65	265
2008	08	1/2"	12,7	17	20	210	3045	1050	15225	90	355
2010	10	5/8"	16	21,7	23,8	210	3045	1050	15225	100	685
2012	12	3/4"	19	25,6	27,7	210	3045	1050	15225	120	810
2016	16	1"	25,4	33,3	36	210	3045	1050	15225	150	1210

Construction:

Tube: seamless oil resistant synthetic rubber

Reinforcement: 1 or 2 high tensile steel wire braid.

Smoother cover: Weather, abrasion and ozone, resistant synthetic rubber.

Fluid resistance: Hydraulic fluids on mineral, vegetable and synthetic oil, water based fluids.

Temperature range: -40°C + 100°C Max (max 120°C discontinuous).





LOW/ MEDIUM PRESSURE

One Compact Wire Braid Hydraulic Hose meets or exceeds EN 857 1 SC

VINCKE HH-17S

1SC SMOOTH											
Code	Nominal \varnothing	Inside \varnothing	Braid \varnothing	Outside \varnothing	Max. Working Pressure		Burst Pressure		Minimum Bend Radius	Weight	
	Dash Size	inch	mm	mm	mm	bar	psi	bar	psi	mm	g/m
1704S	04	1/4"	6,4	10,4	12,2	225	3263	900	13050	75	180
1705S	05	5/16"	8	11,5	13,6	215	3118	860	12470	85	200
1706S	06	3/8"	9,5	13,6	15,5	180	2610	720	10440	90	260
1708S	08	1/2"	12,7	17	19	160	2320	640	9280	130	345
1710S	10	5/8"	16	20,4	22,4	130	1885	520	7540	150	420
1712S	12	3/4"	19	23,8	25,8	105	1523	420	6090	180	495
1716S	16	1"	25,4	31,3	33,4	88	1276	355	5100	230	735

Construction:

Tube: seamless oil resistant synthetic rubber

Reinforcement: 1 high tensile steel wire braid.

Smoother cover: Weather, abrasion and ozone, resistant synthetic rubber.

Fluid resistance: Hydraulic fluids on mineral, vegetable and synthetic oil, water based fluids.

Temperature range: -40°C + 100°C Max (max 120°C discontinuous).



LOW/ MEDIUM PRESSURE



One/Two Wire Braid Hydraulic Hose meets or exceeds SAE J517 R17

VINCKE HH-15

1SN HT 135°C											
Code	Nominal Ø	Inside Ø	Braid Ø	Outside Ø	Max. Working Pressure		Burst Pressure		Minimum Bend Radius		Weight
	Dash Size	inch	mm	mm	mm	bar	psi	bar	psi	mm	g/m
1512	12	3/4"	19	25,2	27,7	105	1523	420	6090	240	585
1516	16	1"	25,4	33,1	35,6	88	1276	352	5104	300	870
1520	20	1 1/4"	31,8	40,2	43,5	63	913,5	252	3654	420	1205
1524	24	1 1/2"	38,1	46,7	51	50	725	200	2900	500	1400
1532	32	2"	50,8	60,2	64,5	40	580	160	2320	630	1910

Construction:

Tube: seamless oil resistant synthetic rubber

Reinforcement: 1 high tensile steel wire braid.

Wrapped cover: Weather, abrasion and ozone, resistant synthetic rubber.

Fluid resistance: Hydraulic fluids on mineral, vegetable and synthetic oil, water based fluids.

Temperature range: -50°C + 135°C Max (max 150°C discontinuous).



MEDIUM/ HIGH PRESSURE



Two Wire Braid Hydraulic Hose meets or exceeds DIN EN 853 2SN, SAE 100R2 AT and ISO 1436

VINCKE HH-22

Code	Dash Size	Nominal Ø inch	Inside Ø mm	Braid Ø mm	Outside Ø mm	Max. Working Pressure		Burst Pressure		Minimum Bend Radius mm	Weight g/m
						bar	psi	bar	psi		
2203	03	3/16"	4,8	11,1	13,3	415	6018	1660	24070	90	295
2204	04	1/4"	6,4	12,9	15	400	5800	1600	23200	100	375
2205	05	5/16"	8	14,3	16,5	350	5075	1400	20300	115	430
2206	06	3/8"	9,5	16,7	18,9	330	4785	1320	19140	130	540
2208	08	1/2"	12,7	19,8	22,2	275	3988	1100	15950	180	640
2210	10	5/8"	16	22,9	25,2	250	3625	1000	14500	200	750
2212	12	3/4"	19	26,9	29,2	215	3118	860	12470	240	925
2216	16	1"	25,4	34,8	37,2	165	2393	660	9570	300	1290
2220	20	1 1/4"	31,8	44,3	47,3	125	1813	500	7250	420	1890
2224	24	1 1/2"	38,1	50,7	53,7	90	1305	360	5220	500	2100
2232	32	2"	50,8	63,5	66,7	80	1160	320	4640	630	2760
2240	40	2 1/2"	63,5	75,2	79,8	69	1001	276	4002	760	4443
2248	48	3"	76,2	87,4	91,9	50	725	200	2900	900	5459



Two Wire Braid Hydraulic Hose meets or exceeds SAE 100 R16 and ISO 1307

VINCKE HH-02

R16-PLUS											
Code	Nominal \varnothing	Inside \varnothing	Braid \varnothing	Outside \varnothing	Max. Working Pressure		Burst Pressure		Minimum Bend Radius	Weight	
	Dash Size	inch	mm	mm	mm	bar	psi	bar	psi	mm	g/m
0203	03	3/16"	6,8	11,1	15,5	415	6018	1660	26825	90	295
0204	04	1/4"	6,4	12,8	17,1	400	5800	1600	23200	100	375
0205	05	5/16"	8	14,3	18,7	350	5075	1400	20300	115	430
0206	06	3/8"	9,5	16,7	21	330	4785	1320	19140	130	540
0208	08	1/2"	12,7	19,8	24,2	275	3988	1100	15950	180	640
0210	10	5/8"	16	22,9	27,4	250	3625	1000	14500	200	750
0212	12	3/4"	19	26,9	31,4	215	3118	860	12470	240	925
0216	16	1"	25,4	34,8	39	165	2393	660	9570	300	1290
0220	20	1 1/4"	31,8	44,3	49,8	125	1813	500	7250	420	1890
0224	24	1 1/2"	38,1	50,7	56,2	90	1305	360	5220	500	2100
0232	32	2"	50,8	63,5	68,8	80	1160	320	4640	630	2760

Construction:

Tube: seamless oil resistant synthetic rubber

Reinforcement: 2 high tensile steel wire braid.

Smooth cover: Weather, abrasion and ozone, resistant synthetic rubber.

Fluid resistance: Hydraulic fluids on mineral, vegetable and synthetic oil, water based fluids.

Temperature range: -40°C + 100°C Max (max 120°C discontinuous)

NOTE: 2SN HIGH TEMPERATURE +135°C (150°C discontinuous), available



MEDIUM/ HIGH PRESSURE



Two Wire Braid Hydraulic Hose meets or exceeds SAE 100 R16 and ISO 1307

VINCKE HH-14

R16-PLUS											
Code	Nominal Ø	Inside Ø	Braid Ø	Outside Ø	Max. Working Pressure		Burst Pressure		Minimum Bend Radius	Weight	
	Dash Size	inch	mm	mm	mm	bar	psi	bar	psi	mm	g/m
1404	04	1/4"	6,4	11,1	13,2	350	5075	1400	20300	50	300
1405	05	5/16"	8	12,9	15	297	4307	1188	17226	55	340
1406	06	3/8"	9,5	15	17,1	280	4060	1120	16240	65	420
1408	08	1/2"	12,7	18,6	20,7	245	3553	980	14210	90	540
1410	10	5/8"	16	21,7	23,8	192	2784	768	11136	100	680
1412	12	3/4"	19	25,6	27,7	157	2277	628	9106	120	800
1416	16	1"	25,4	33,3	35,5	140	2030	560	8120	150	1150

Construction:

Tube: seamless oil resistant synthetic rubber

Reinforcement: 2 high-tensile steel spirals.

Smooth cover: Weather, abrasion and ozone, resistant synthetic rubber.

Fluid resistance: Hydraulic fluids on mineral, vegetable and synthetic oil, water based fluids.

Temperature range: -40°C + 100°C Max (max 120°C discontinuous)



MEDIUM/ HIGH PRESSURE



Two Wire Braid Hydraulic Hose meets or exceeds EN857 2SC

VINCKE HH-24S

Code	Nominal \varnothing		Inside \varnothing	Braid \varnothing	Outside \varnothing	Max. Working Pressure		Burst Pressure		Minimum Bend Radius	Weight
	Dash Size	inch	mm	mm	mm	bar	psi	bar	psi	mm	g/m
2404S	04	1/4"	6,4	11,1	13,2	420	6090	1680	24360	50	300
2405S	05	5/16"	8	12,9	15	380	5510	1520	22040	55	340
2406S	06	3/8"	9,5	15	17,1	350	5075	1400	20300	65	420
2408S	08	1/2"	12,7	18,6	20,7	310	4495	1240	17980	90	540
2410S	10	5/8"	16	21,7	23,8	280	4060	1120	16240	100	680
2412S	12	3/4"	19	25,6	27,7	270	3915	1080	15660	120	800
2416S	16	1"	25,4	33,3	35,5	185	2683	740	10730	150	1150

Construction:

Tube: seamless oil resistant synthetic rubber

Reinforcement: 2 high-tensile steel spirals.

Smooth cover: Weather, abrasion and ozone, resistant synthetic rubber.

Fluid resistance: Hydraulic fluids on mineral, vegetable and synthetic oil, water based fluids.

Temperature range: -40°C + 100°C Max (max 120°C discontinuous)





MEDIUM/ HIGH PRESSURE



Two Wire Braid Hydraulic Hose ISO 1307 EN857 2SC- Exceed EN857 2SC

VINCKE HH-25

Code	Nominal \varnothing		Inside \varnothing	Braid \varnothing	Outside \varnothing	Max. Working Pressure		Burst Pressure		Minimum Bend Radius	Weight
	Dash Size	inch				bar	psi	bar	psi		
2504	04	1/4"	6,4	11,1	13,2	450	6525	1950	28275	45	285
2505	05	5/16"	8	12,9	15	420	6090	1725	25012,5	60	330
2506	06	3/8"	9,5	15	17,1	385	5583	1650	23925	70	440
2508	08	1/2"	12,7	18,6	20,3	345	5003	1400	20300	90	565
2510	10	5/8"	16	21,7	23,7	290	4205	1200	17400	130	660
2512	12	3/4"	19	25,6	27,7	280	4060	1200	17400	160	835
2516	16	1"	25,4	33,3	35,5	225	3263	1000	14500	160	1370

Construction:

Tube: seamless oil resistant synthetic rubber

Reinforcement: 2 high-tensile steel spirals.

Wrapped cover: Weather, abrasion and ozone, resistant synthetic rubber.

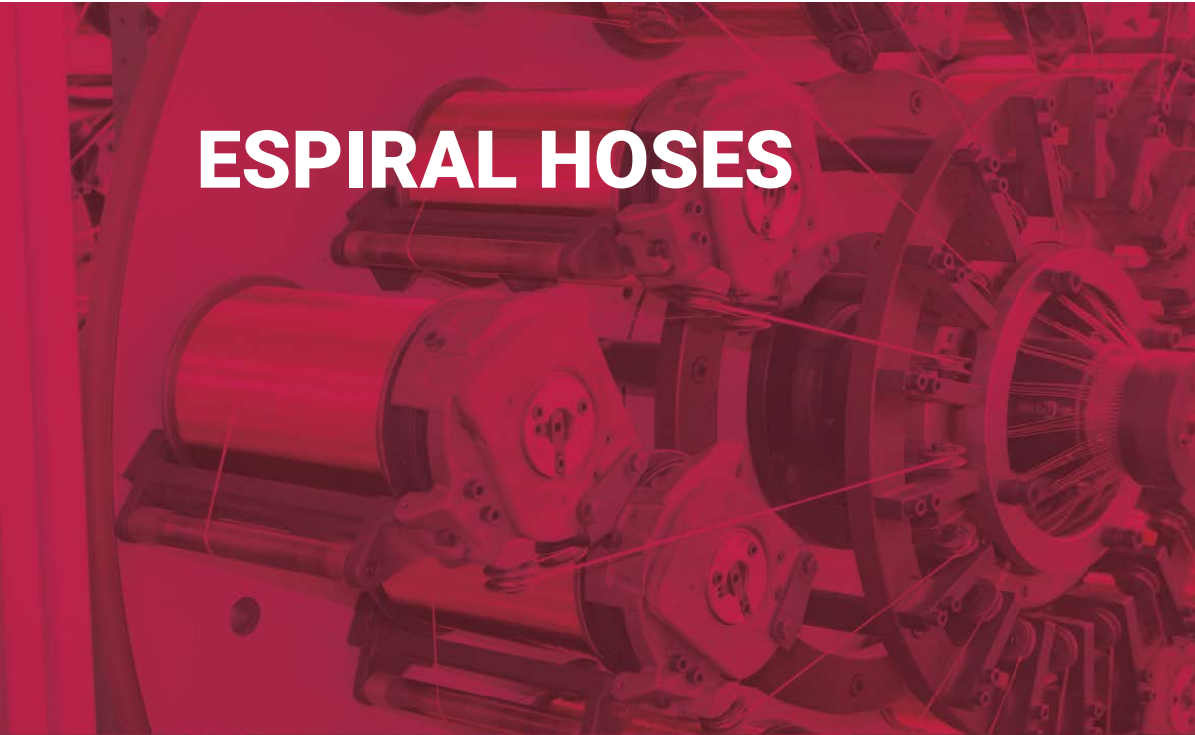
Fluid resistance: Hydraulic fluids on mineral, vegetable and synthetic oil, water based fluids.

Temperature range: -40°C + 100°C Max (max 120°C discontinuous)



VINCKE

ESPIRAL HOSES





HIGH PREASSURE

Four High Tensile Spiral Hose meets or exceeds EN 856 4SP ISO 1307

VINCKE HH-09

EN 856 4SP	Nominal Ø		Inside Ø	Braid Ø	Outside Ø	Max. Working Pressure		Burst Pressure		Minimum Bend Radius	Weight
	Code	Dash Size	inch	mm	mm	mm	bar	psi	bar	psi	mm
0904	04	1/4"	6,4	14,6	17,6	450	6525	1800	26100	150	565
0906	06	3/8"	9,5	17,5	21,2	445	6453	1780	25810	180	730
0908	08	1/2"	12,7	20,3	24,4	410	6018	1660	24070	230	865
0910	10	5/8"	16	23,8	28	350	5075	1400	20300	250	1035
0912	12	3/4"	19	28,2	32	350	5075	1400	20300	300	1485
0916	16	1"	25,4	35,1	39,1	280	4060	1120	16240	340	1900

Construction:

Tube: seamless oil resistant synthetic rubber

Reinforcement: 4 high-tensile steel spirals.

Wrapped cover: Weather, abrasion and ozone, resistant synthetic rubber.

Fluid resistance: Hydraulic fluids on mineral, vegetable and synthetic oil, water based fluids.

Temperature range: -40°C + 100°C Max (max 120°C discontinuous)





HIGH PEAKS PREASSURE

Four High Tensile Spiral Hose meets or exceeds EN 856 R12

VINCKE HH-12

EN 856 R12			VINCKE HH-12								
Code	Nominal Ø		Inside Ø	Braid Ø	Outside Ø	Max. Working Pressure		Burst Pressure		Minimum Bend Radius	Weight
	Dash Size	inch	mm	mm	mm	bar	psi	bar	psi	mm	g/m
1206	06	3/8"	9,5	17,1	20	280	4060	1120	16240	100	600
1208	08	1/2"	12,7	20,5	23,5	280	4060	1120	16240	125	740
1210	12	5/8"	16	24,6	27,6	280	4060	1120	16240	140	1030
1212	12	3/4"	19	27,5	30,5	280	4060	1120	16240	150	1165
1216	16	1"	25,4	35,1	38,1	280	4060	1120	16240	225	1760
1220	20	1 1/4"	31,8	43,6	46,6	210	3045	840	12180	250	2465
1224	24	1 1/2"	38,1	50,1	53,2	175	2538	700	10150	500	2870
1232	32	2"	50,8	63,7	66,8	175	2538	700	10150	630	4030

Construction:

Tube: seamless oil resistant synthetic rubber

Reinforcement: 4 high-tensile steel spirals.

Wrapped cover: Weather, abrasion and ozone, resistant synthetic rubber.

Fluid resistance: Hydraulic fluids on mineral, vegetable and synthetic oil, water based fluids.

Temperature range: -40°C + 100°C Max (max 120°C discontinuous)



HIGH PEAKS PREASSURE



Four High Tensile Spiral Hose meets or exceeds EN 856 4SH ISO 1307

VINCKE HH-04

EN 856 4SH											
Code	Nominal \varnothing		Inside \varnothing	Braid \varnothing	Outside \varnothing	Max. Working Pressure		Burst Pressure		Minimum Bend Radius	Weight
	Dash Size	inch	mm	mm	mm	bar	psi	bar	psi	mm	g/m
0412	12	3/4"	19	28,2	32	420	6000	1680	24360	280	1465
0416	16	1"	25,4	35,1	38,4	380	5510	1520	22040	340	2035
0420	20	1 1/4"	31,8	41,9	45,2	350	5075	1400	20300	460	2385
0424	24	1 1/2"	38,1	48,8	53	290	4205	1160	16820	560	3185
0432	32	2"	50,8	63,2	67,6	250	3625	1000	14500	700	4365

Construction:

Tube: seamless oil resistant synthetic rubber

Reinforcement: 4 high-tensile steel spirals.

Wrapped cover: Weather, abrasion and ozone, resistant synthetic rubber.

Fluid resistance: Hydraulic fluids on mineral, vegetable and synthetic oil, water based fluids.

Temperature range: -40°C + 100°C Max (max 120°C discontinuous)

HOSE TESTED OVER >400.00 DYNAMIC IMPULSE CYCLES (100°C)





HIGH PEAKS PREASURE HIGH PLEXIBILITY

Four High Tensile Spiral Hose exceeds ISO18752-CC/SAE 100R15 performance

VINCKE HH-4S

4SS+													
Code	Nominal \emptyset	Inside \emptyset	Braid \emptyset	Outside \emptyset	Max. Working Pressure		Burst Pressure		Minimum Bend Radius	Weight			
Dash Size	inch	mm	mm	mm	bar	psi	bar	psi	mm	g/m			
4S08	08	1/2"	12,7	20	22,2	420	6000	1680	24368	90	885		
4S10	10	5/8"	16	24,4	26,4	420	6000	1680	24368	120	1120		
4S12	12	3/4"	19	28,5	30,1	420	6000	1680	24368	150	1450		
4S16	16	1"	25,4	34,6	36,6	420	6000	1680	24368	200	2015		
4S20	20	1 1/4"	31	41,9	45	420	6000	1680	24368	250	3785		

Construction:

Inner tube: seamless oil resistant synthetic rubber

Reinforcement: 4 high-tensile steel spirals.

Wrapped cover: Weather, abrasion and ozone, resistant synthetic rubber.

Fluid resistance: Hydraulic uids on mineral, vegetable and synthetic oil, water based fluids.

Temperature range: -40°C + 121°C Max (max 125°C discontinuous)

HOSE TESTED OVER >700.00 DYNAMIC IMPULSE CYCLES (100°C)





HIGH PEAKS PREASSURE HIGH PLEXIBILITY

In Oil Return hose with steel wire helix

VINCKE HH-4SN

4SS+N										
Code	Nominal \varnothing	Inside \varnothing	Outside \varnothing	Max. Working Pressure		Burst Pressure		Minimum Bend Radius		Weight
	Dash Size	inch	mm	mm	bar	psi	bar	psi	mm	g/m
4SN-08	08	1/2"	13,2	22,3	420	6092	1680	24368	110	770
4SN-10	10	5/8"	16,3	26,4	420	6092	1680	24368	140	950
4SN-12	12	3/4"	19,5	30,1	420	6092	1680	24368	160	1340
4SN-16	16	1"	25,8	36,7	420	6092	1680	24368	205	1920

Construction:

Inner tube: Special synthetic rubber, compatible with mineral, vegetable, and glycol-based hydraulic oils.

Reinforcement: 4 high-tensile steel wire spirals.

Outer cover: Special neoprene with extreme abrasion and weather resistance.

Fluid resistance: Hydraulic fluids on mineral, vegetable and synthetic oil, water based fluids.

Temperature range: -40°C + 120°C Max





HIGH PEAKS PREASSURE HIGH PLEXIBILITY

In Oil Return hose with steel wire helix

VINCKE HH-6SN

6SS+N										
Code	Nominal \varnothing	Inside \varnothing	Outside \varnothing	Max. Working Pressure		Burst Pressure		Minimum Bend Radius	Weight	
	Dash Size	inch	mm	mm	bar	psi	bar	psi	mm	g/m
6SN-20	20	1 1/4"	31,5	47,4	420	6092	1680	24368	265	3370
6SN-24	24	1 1/2"	38,0	55,6	420	6092	1680	24368	330	4560
6SN-32	32	2"	51,0	71,4	420	6092	1680	24368	395	6310

Construction:

Inner tube: Special synthetic rubber, compatible with mineral, vegetable, and glycol-based hydraulic oils.

Reinforcement: 6 high-tensile steel wire spirals.

Outer cover: Special neoprene with extreme abrasion and weather resistance.

Fluid resistance: Hydraulic uids on mineral, vegetable and synthetic oil, water based uids.

Temperature range: -40°C + 120°C Max





HIGH PEAKS PRESSURE

Four/Six High Tensile Spiral Hose meets or exceeds EN 856 R13 ISO 1307

VINCKE HH-33

EN 856 R13											
Code	Nominal \varnothing	Inside \varnothing	Braid \varnothing	Outside \varnothing	Max. Working Pressure		Burst Pressure		Minimum Bend Radius	Weight	
	Dash Size	inch	mm	mm	mm	bar	psi	bar	psi	mm	g/m
3312	12	3/4"	19	29	32	345	5003	1380	20010	265	1465
3316	16	1"	25,4	35,1	38,4	345	5003	1380	20010	330	2035
3320	20	1 1/4"	31,8	46,3	49,3	345	5003	1380	20010	420	2385
3324	24	1 1/2"	38,1	53,7	57,3	345	5003	1380	20010	500	3185
3332	32	2"	50,8	68	71,6	345	5003	1380	20010	630	4365

Construction:

Tube: seamless oil resistant synthetic rubber

Reinforcement: 4/6 high Tensile steel spiral

Wrapped cover: weather, abrasion and ozone, resistant synthetic rubber

Fluid resistance: Hydraulic uids on mineral, vegetable and synthetic oil, water based uids.

Temperature range: -40°C + 100°C Max (max 120°C discontinuous)





HIGH PEAKS PRESSURE

Four/Six High Tensile Spiral Hose meets or exceeds EN 856 R15 ISO 1307

VINCKE HH-42

R15	Code		Nominal \varnothing		Inside \varnothing		Braid \varnothing		Outside \varnothing		Max. Working Pressure		Burst Pressure		Minimum Bend Radius		Weight	
	Dash Size	inch	mm	mm	mm	mm	bar	psi	bar	psi	mm	g/m						
42012	12	3/4"	19	28,2	32	420	6090	1680	24360	265	1465							
42016	16	1"	25,4	35,1	38,4	420	6090	1680	24360	330	2035							
42020	20	1 1/4"	31,8	46,3	49,3	420	6090	1680	24360	445	3815							
42024	24	1 1/2"	38,1	53,7	57,3	420	6090	1680	24360	530	4770							
42032	32	2"	50,8	68,4	72	420	6090	1680	24360	600	6455							

Construction:

Tube: seamless oil resistant synthetic rubber

Reinforcement: 4/6 high Tensile steel spiral

Wrapped cover: weather, abrasion and ozone, resistant synthetic rubber



Fluid resistance: Hydraulic uids on mineral, vegetable and synthetic oil, water based uids.

Temperature range: -40°C + 100°C Max (max 120°C discontinuous)



VINCKE

DIAMOND





MEDIUM PRESSURE DIAMOND - HIGH ABRASION



Two Wire Braid Hydraulic Hose meets or exceeds DIN EN 853 2SN, SAE 100R2 AT and ISO 1436

VINCKE HH-22X

2SN DIAMOND	Code		Nominal \varnothing		Inside \varnothing	Braid \varnothing	Outside \varnothing	Max. Working Pressure		Burst Pressure		Minimum Bend Radius	Weight
	Dash Size	inch	mm	mm	mm	bar	psi	bar	psi	mm	g/m		
	22X03	03	3/16"	4,8	11,1	13,2	415	6018	1660	24070	90	295	
	22X04	04	1/4"	6,4	12,8	15	400	5800	1600	23200	100	375	
	22X05	05	5/16"	8	14,3	16,5	350	5075	1400	20300	115	430	
	22X06	06	3/8"	9,5	16,7	18,9	330	4785	1320	19140	130	540	
	22X08	08	1/2"	12,7	19,8	22,2	275	3988	1100	15950	180	640	
	22X10	10	5/8"	16	22,9	25,2	250	3625	1000	14500	200	750	
	22X12	12	3/4"	19	26,9	29,2	215	3118	860	12470	240	925	
	22X16	16	1"	25,4	34,8	37,2	165	2393	660	9570	300	1290	
	22X20	20	1 1/4"	31,8	44,3	47,3	125	1813	500	7250	420	1890	
	22X24	24	1 1/2"	38,1	50,7	53,7	90	1305	360	5220	500	2100	
	22X32	32	2"	50,8	63,5	66,7	80	1160	320	4640	630	2760	

Construction:

Tube: seamless oil resistant synthetic rubber

Reinforcement: 2 high tensile steel wire braid

Smooth cover: Super High abrasion and ozone, UV radiation, resistant synthetic rubber

Fluid resistance: Hydraulic fluids on mineral, vegetable and synthetic oil, water based uids.

Temperature range: -40°C + 100°C Max (max 120°C discontinuous)





MEDIUM PRESSURE DIAMOND - HIGH ABRASION



Two Wire Braid Hydraulic Hose meets or exceeds EN857 2SC

VINCKE HH-24S

2SC PLUS SMOOTH DIAMOND											
Code	Nominal \varnothing	Inside \varnothing	Braid \varnothing	Outside \varnothing	Max. Working Pressure	Burst Pressure	Minimum Bend Radius	Weight			
	Dash Size	inch	mm	mm	mm	bar	psi	bar	psi	mm	g/m
24X04S	04	1/4"	6,4	11,1	13,2	420	6090	1680	24360	50	300
24X05S	05	5/16"	8	12,9	15	380	5510	1520	22040	55	340
24X06S	06	3/8"	9,5	15	17,1	350	5075	1400	20300	65	420
24X08S	08	1/2"	12,7	18,6	20,7	310	4495	1240	17980	90	540
24X10S	10	5/8"	16	21,7	23,8	280	4060	1120	16240	100	680
24X12S	12	3/4"	19	25,6	27,7	270	3915	1080	15660	120	800
24X16S	16	1"	25,4	33,3	35,5	185	2683	740	10730	150	1150

Construction:

Tube: seamless oil resistant synthetic rubber

Reinforcement: 2 high tensile steel wire braid

Smooth cover: Super High abrasion and ozone, UV radiation, resistant synthetic rubber

Fluid resistance: Hydraulic fluids on mineral, vegetable and synthetic oil, water based fluids.

Temperature range: -40°C + 100°C Max (max 120°C discontinuous)





MEDIUM/HIGH PRESSURE DIAMOND - HIGH ABRASION



Four High Tensile Spiral Hose meets or exceeds EN 856 4SH ISO 1307

VINCKE HH-04

4SH DIAMOND	Code		Dimensions			Max. Working Pressure		Burst Pressure		Minimum Bend Radius		Weight
	Dash Size	Nominal \varnothing	Inside \varnothing	Braid \varnothing	Outside \varnothing	bar	psi	bar	psi	mm	g/m	
04X12	12	3/4"	19	28,2	32	420	6090	1680	24360	280	1465	
04X16	16	1"	25,4	35,1	38,4	380	5510	1520	22040	340	2035	
04X20	20	1 1/4"	31,8	41,9	45,2	350	5075	1400	20300	460	2385	
04X24	24	1 1/2"	38,1	48,8	53	290	4205	1160	16820	560	3185	
04X32	32	2"	50,8	63,2	67,6	250	3625	1000	14500	700	4365	

Construction:

Tube: seamless oil resistant synthetic rubber

Reinforcement: 4 high-tensile steel spirals

Wrapped cover: Super High abrasion and ozone, UV radiation, resistant synthetic rubber

Temperature range: -40°C + 100°C Max (max 120°C discontinuous)





HIGH PRESSURE DIAMOND - HIGH ABRASION



Four High Tensile Spiral Hose meets or exceeds EN 856 4SH ISO 1307

EN 856 4SH DIAMOND		VINCKE HH-04X									
Code	Nominal \varnothing										
	Dash Size	inch	mm	mm	mm	bar	psi	bar	psi	mm	g/m
420X12	12	3/4"	19	28,2	32	420	6090	1680	24360	265	1465
420X16	16	1"	25,4	35,1	38,4	420	6090	1680	24360	330	2035
420X20	20	1 1/4"	31,8	46,3	49,3	420	6090	1680	24360	445	3815
420X24	24	1 1/2"	38,1	53,7	57,3	420	6090	1680	24360	530	4770
420X32	32	2"	50,8	68,4	72	420	6090	1680	24360	600	6455

Construction:

Tube: seamless oil resistant synthetic rubber

Reinforcement: 4 high tensile steel spiral

Wrapped cover: Super High abrasion and ozone, UV radiation, resistant synthetic rubber

Fluid resistance: Hydraulic fluids on mineral, vegetable and synthetic oil, water based fluids.

Temperature range: -40°C + 100°C Max (max 120°C discontinuous)



VINCKE

**HIGH PRESSURE
WATER HOSES**

VINCKE


HIGH PRESSURE WASHER HOSES



One Wire Braid Water Hose

VINCKE WH-13

WASH-1SC											
Code	Nominal \varnothing	Inside \varnothing	Braid \varnothing	Outside \varnothing	Max. Working Pressure		Burst Pressure		Minimum Bend Radius	Weight	
	Dash Size	inch	mm	mm	mm	bar	psi	bar	psi	mm	g/m
1304	04	1/4"	6,4	10,5	12,5	250	3625	1000	14500	35	194
1305	05	5/16"	8	11,5	13,6	250	3625	1000	14500	85	200
1306	06	3/8"	9,5	13,6	15,5	250	3625	1000	14500	90	260
1308	08	1/2"	12,7	17	19	250	3625	1000	14500	130	345

Construction:

Tube: Oil, detergents and hot water resistant synthetic rubber


Reinforcement: 1 high tensile steel wire braid

Wrapped cover: weather, abrasion and ozone, resistant synthetic rubber

Temperature range: -40°C + 150°C Max



HIGH PRESSURE WASHER HOSES



Two Wire Braid Water Hose

VINCKE WH-23

WASH-2SC											
Code	Nominal \varnothing	Inside \varnothing	Braid \varnothing	Outside \varnothing	Max. Working Pressure		Burst Pressure		Minimum Bend Radius	Weight	
	Dash Size	inch	mm	mm	mm	bar	psi	bar	psi	mm	g/m
2304	04	1/4"	6,4	11,3	13,4	400	5800	16000	23200	75	285
2305	05	5/16"	8	12,9	15	400	5800	16000	23200	85	335
2306	06	3/8"	9,5	15	17,1	400	5800	16000	23200	90	420
2308	08	1/2"	12,7	18,6	20,7	400	5800	16000	23200	130	575

Construction:

Tube: Oil, detergents and hot water resistant synthetic rubber

Reinforcement: 2 high tensile steel wire braid

Wrapped cover: weather, abrasion and ozone, resistant synthetic rubber

Temperature range: -40°C + 150°C Max





HIGH PRESSURE WASHER HOSES DIAMOND - HIGH ABRASION



Two Wire Braid Water Hose

VINCKE WH-23X

WASH-2SC DIAMOND											
Code	Nominal \varnothing	Inside \varnothing	Braid \varnothing	Outside \varnothing	Max. Working Pressure		Burst Pressure	Minimum Bend Radius	Weight		
	Dash Size	inch	mm	mm	mm	bar	psi	bar	psi	mm	g/m
23X04	04	1/4"	6,4	11,3	13,4	400	5800	16000	23200	75	285
23X05	05	5/16"	8	12,9	15	400	5800	16000	23200	85	335
23X06	06	3/8"	9,5	15	17,1	400	5800	16000	23200	90	420
23X08	08	1/2"	12,7	18,6	20,7	400	5800	16000	23200	130	575

Construction:

Tube: Oil, detergents and hot water resistant synthetic rubber

Reinforcement: 2 high tensile steel wire braid

Wrapped cover: weather, abrasion and ozone, resistant synthetic rubber

Temperature range: -40°C + 150°C Max



HIGH PRESSURE WASHER HOSES



Four/Six High Tensile Spiral Hose

VINCKE WH-66

WATERBLAST											
Code	Nominal \varnothing		Inside \varnothing	Braid \varnothing	Outside \varnothing	Max. Working Pressure		Burst Pressure		Minimum Bend Radius	Weight
	Dash Size	inch	mm	mm	mm	bar	psi	bar	psi	mm	g/m
6608	08	1/2"	12,7	23	27	1100	16000	2750	40000	200	1210
6612	12	3/4"	19	32	36	1100	16000	2750	40000	310	1900

Construction:

Tube: Oil, detergents and water resistant synthetic rubber

Reinforcement: 4 [up to DN 12] or 6 high tensile steel spirals

Wrapped cover: Black Color, Synthetic rubber resistant to oil, weather and abrasion

Temperature range: 40°C to +100°C




VINCKE

PROTECTION




VINCKE

FLEXIBLE/ MEDIUM PRESSURE PAD SPIRAL GUARD



VINCKE FL

Safe Spiral					Box
Code	Inside \varnothing	Outside \varnothing	Thickness	Burst Pressure	m
	mm	mm	mm	mm	mm
FL013	13	16	1,6	12	20
FL017	17	20	1,9	16	20
FL021	21	25	2,9	20	20
FL027	27	32	2,3	22	20
FL035	35	40	2,7	24	20
FL045	45	50	3	30	20
FL058	58	63	3,5	37	20
FL069	69	75	3,8	42	20
FL082	82	90	5	45	20



Construction:

Material High Density Polyethylene

Available different colours on request

UV resistance.

High abrasion resistance

Color: Black




Working temperature -40°C to 90 °C



FLEXIBLE/ MEDIUM PRESSURE HOSE PROTECTIVE SLEEVE



VINCKE PT

Protective Sleeve	 Inside \varnothing	 Thickness	 Flat Width	BOX m
Code	inch	mm	(+/-1mm)	
PT30	17	0,8	30	50
PT36	20	0,8	36	50
PT40	23	0,8	40	50
PT43	25	0,8	43	50
PT45	27	0,8	45	50
PT52	31	0,8	52	50
PT55	33	0,8	55	50
PT60	36	0,8	60	50
PT66	40	0,8	66	50
PT74	44	0,8	74	50
PT77	47	0,8	77	50
PT86	53	0,8	86	50
PT90	55	0,8	90	50
PT98	60	0,8	98	50
PT106	66	0,8	106	50
PT118	73	0,8	118	50
PT126	78	0,8	126	50
PT136	85	0,8	136	50
PT150	93	0,8	150	50
PT178	112	0,8	178	50



**Construction:**

Protective Sleeves are made of a high-performance nylon yarn to prevent abrasion and injuries.

The special weave gives an exceptionally smooth inner wall, in which the hydraulic hose can move freely to prevent wear.

Protective Sleeves are ideal for protecting people, the environment and the machine against possible leaks.

Material:


For Nylon – PH369N, ç

Colour: Black




Approval: RoHS, MSHA

Work Temperature: -50°C +125°C




FLEXIBLE/ MEDIUM PRESSURE FIBERGLASS SLEEVE



VINCKE-FI

FIBERGLASS SLEEVE				Roll Length
Code	Inside Ø	Inside Ø	Wall thickness	
	inch	mm	mm	m
FI06	1,4"	06	1,5	50
FI08	5/16"	08	1,5	50
FI10	3/8"	10	2	25
FI11	7/16"	11	2	25
FI13	1/2"	13	2	25
FI16	5/8"	16	2	25
FI19	3/4"	19	2	25
FI22	7/8"	22	2	25
FI25	1"	25	2	25
FI29	1 1/8"	29	2	25
FI32	1 1/4"	32	2	25
FI35	1 3/8"	35	3	25
FI38	1 1/2"	38	3	25
FI40	3/5"	40	3	25
FI41	1 5/8"	41	3	25
FI45	1 3/4"	45	3	25
FI48	1 7/8"	48	3	25
FI51	2"	51	3	25
FI55	2 1/5"	55	3.5	50
FI57	2 1/4"	57	3.5	50
FI60	2 3/8"	60	3.5	20



FIBERGLASS SLEEVE				Roll Length
Code	Inside Ø	Inside Ø	Wall thickness	
	inch	mm	mm	m
FI64	2 1/2"	64	3.5	20
FI65	2 3/5"	65	3.5	20
FI70	2 3/4"	70	3.5	20
FI76	3"	76	4	20
FI80	3 1/5"	80	4	20
FI83	3 1/4"	83	4	20
FI85	3 3/8"	85	4	20
FI89	3 1/2"	89	4	20
FI90	3 9/16	90	4	20
FI95	3 3/4"	95	4	20
FI102	4"	102	5	10
FI110	4 1/3"	110	5	10
FI114	4 1/2"	114	5	10
FI120	4 4/5"	120	5	10
FI127	5"	127	5	10

Features:

Oil and water resistant. Can be chaped to fit the tightest bends. Includes fire tape to seal sleeve ends. Glass fiber sleeve with silicone rubber coating. Perfect for insulating wires, oil and fuel lines and protects against dirt and road grime. Withstands up to 1650C ambient heat, withstands 560C of direct continuous heat for glass fiber. Up to 260C for silicone rubber coating.

Product reaction:

Thermal protection; Insulated fireproof; Resistance to voltage; Heat isulation; Anti-corrosionand flexibility.

Application:

Main application to the steel smelting, non-ferrous metal smelting, power plant,shipyard etc, the high temperature areas that need to be protective of cable, hose and pipes.


Colour: Red,other colors can be customized under requirments.

Approval:UL/SGS/ROHS

Flame retardant:VW-1



VINCKE HYDRAULICS



www.vinckehydraulics.com

VINCKE

Your Hydraulic Brand

