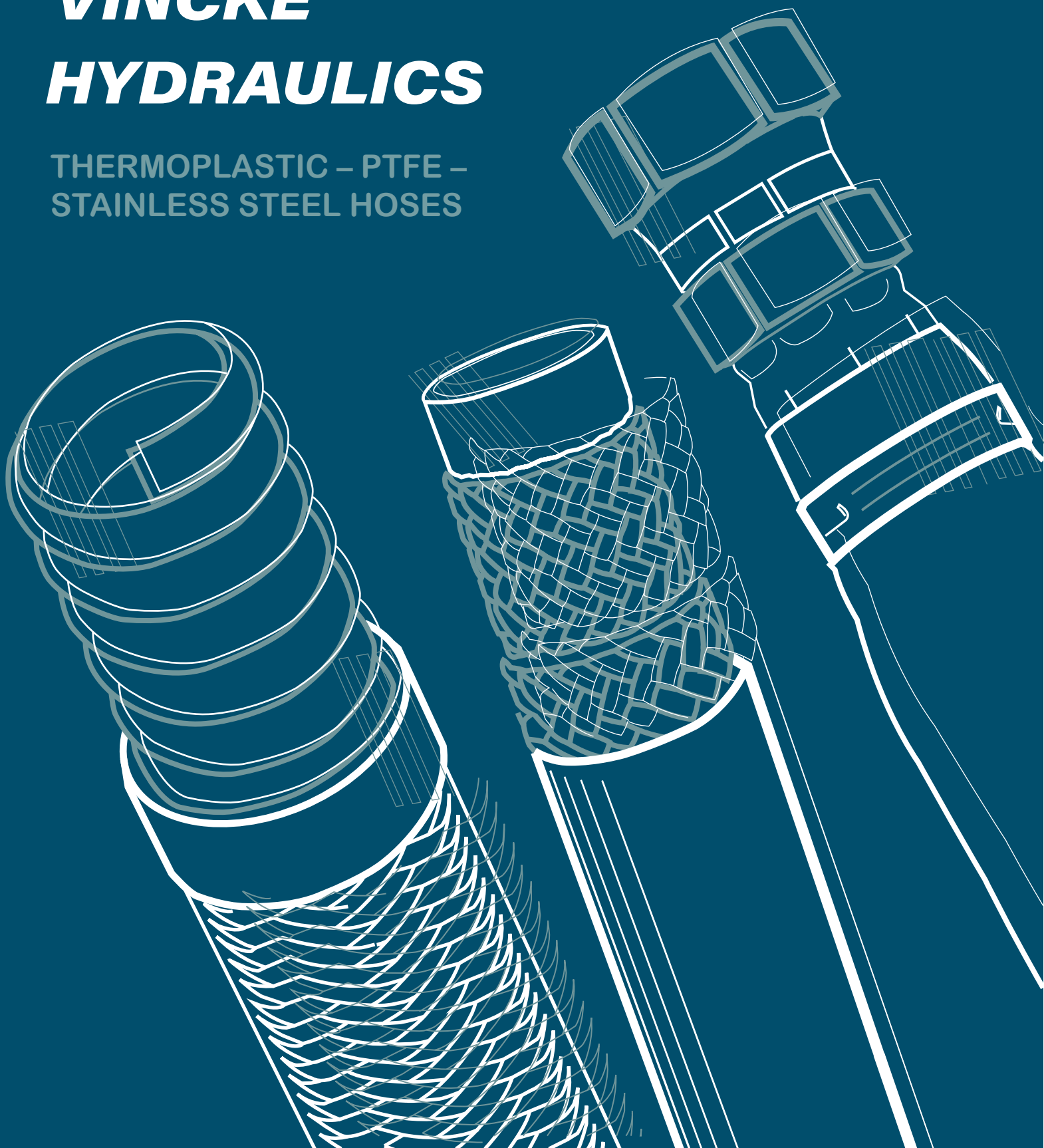



VINCKE

HYDRAULICS

THERMOPLASTIC – PTFE –
STAINLESS STEEL HOSES






Index

1. Thermoplastic hoses	01
2. PTFE hoses	11
3. Stainles steel hoses	14
4. Protection	16



THERMOPLASTIC - PTFE - STAINLESS STEEL HOSES

VINCKE



Medium pressure / Thermoplastic hose Hydraulic



VINCKE TH-07

SAE 100R7 DIN EN ISO 3949										
Code	Nominal \varnothing	Inside \varnothing	Outside \varnothing	Max. Working Pressure	Burst Pressure	Minimum Bend Radius	Weight			
Dash Size	inch	mm	mm	bar	psi	bar	psi	mm	g/m	
0702	02	1/8"	3,2	8,2	210	3045	840	12180	25	57
0703	03	3/16"	4,8	10	210	3045	840	12180	25	80
0704	04	1/4"	6,6	11,8	200	2900	800	11600	32	114
0705	05	5/16"	5/16"	14,3	190	2755	760	11020	45	142
0706	06	3/8"	9,65	16	175	2538	700	10150	55	164
0708	08	1/2"	12,7	20,3	140	2030	560	8120	77	229
0710	10	5/8"	16	23,5	105	1523	420	6090	110	295
0712	12	3/4"	19	26,5	90	1305	360	5220	140	356
0716	16	1"	25,5	33,3	70	1015	280	4060	200	504

Construction:

Internal core thermoplastic polyester

Reinforcement One or two braids of polyester fiber.

Cover Polyurethane

Note: Available twin with different hose combination/size, also micro perforated and special colours available on request.

Temperature Range Continuous: -40°C to +100°C

Temperature not to exceed +70°C for air and water based fluids.



Medium pressure / Thermoplastic hose Hydraulic - Paint Spray



VINCKE TH-07V

SAE 100R7 DIN EN ISO 3949										
Code	Nominal \varnothing	Inside \varnothing	Outside \varnothing	Max. Working Pressure	Burst Pressure	Minimum Bend Radius	Weight			
Dash Size	inch	mm	mm	bar	psi	bar	psi	mm	g/m	
07V02	02	1/8"	3,2	8,2	210	3045	840	12180	25	57
07V03	03	3/16"	4,8	10	210	3045	840	12180	25	80
07V04	04	1/4"	6,6	11,8	200	2900	800	11600	32	114
07V05	05	5/16"	8,18	14,3	190	2755	760	11020	45	142
07V06	06	3/8"	9,65	16	175	2538	700	10150	55	164
07V08	08	1/2"	12,7	20,3	140	2030	560	8120	77	229
07V10	10	5/8"	16	23,5	105	1523	420	6090	110	295
07V12	12	3/4"	19	26,5	90	1305	360	5220	140	356
07V16	16	1"	25,5	33,3	70	1015	280	4060	200	504

Construction:

Internal core Polyamide single

Reinforcement One or two braids of polyester fiber.


Temperature not to exceed +70°C for air and water based fluids.

Note: Available micro perforated and special colours available on request.

Cover Polyurethane

Temperature Range Continuous: -40°C to +100°C





Medium pressure / Thermoplastic hose Hydraulic Low Temperature

VINCKE TH-18

SAE 100R18										
Code	Nominal \varnothing	Inside \varnothing	Outside \varnothing	Max. Working Pressure	Burst Pressure	Minimum Bend Radius	Weight			
Dash Size	inch	mm	mm	bar	psi	bar	psi	mm	g/m	
1803	03	3/16"	4,8	10,5	250	3625	1000	14500	30	80
1804	04	1/4"	6,6	12,7	250	3625	1000	14500	45	120
1805	05	5/16"	8,18	15	250	3625	1000	14500	50	153
1806	06	3/8"	9,65	18	250	3625	1000	14500	75	188
1808	08	1/2"	12,7	22,5	210	3045	840	12180	90	298

Construction:

Internal core thermoplastic polyester
Reinforcement two braids of polyester fiber.


Cover Polyurethane

Note: Available twin with different hose combination/size, also micro perforated and special colours available on request.

Temperature Range: Continuous: -55°C to +100°C
Temperature not to exceed +70°C for air and water based fluids.



Medium pressure / Thermoplastic hose Hydraulic - Paint Spray



VINCKE TH-08Z

SAE 100R8 DIN EN ISO 3949										
Code	Nominal \varnothing	Inside \varnothing	Outside \varnothing	Max. Working Pressure	Burst Pressure	Minimum Bend Radius	Weight			
Dash Size	inch	mm	mm	bar	psi	bar	psi	mm	g/m	
0802Z	02	1/8"	3,2	8,2	420	6090	1680	24360	25	57
0803Z	03	3/16"	4,8	10	350	5075	1400	20300	25	80
0804Z	04	1/4"	6,6	11,8	350	5075	1400	20300	32	114
0805Z	05	5/16"	8,18	14,3	300	4350	1200	17400	45	142
0806Z	06	3/8"	9,65	16	280	4060	1120	16240	55	164
0808Z	08	1/2"	12,7	20,3	245	3552,5	980	14210	77	229
0810Z	10	5/8"	16	23,5	200	2900	800	11600	110	295
0812Z	12	3/4"	19	26,5	165	2392,5	660	9570	140	356
0816Z	16	1"	25,5	33,3	140	2030	560	8120	200	504

Construction:

Internal core Polyamide (single) - thermoplastic polyester (twin).

Reinforcement One or two braids of aramid fiber.

Cover Polyurethane


Note: Available twin with different hose combination/size, also micro perforated and special colours available on request

Temperature Range: Continuous: -40°C to +100°C

Temperature not to exceed +70°C for air and water based fluids.



Medium pressure / Thermoplastic hose Hydraulic - Paint Spray



VINCKE TH-77

PAINT-OIL 1W										
Code	Nominal ϕ	Inside ϕ	Outside ϕ	Max. Working Pressure	Burst Pressure	Minimum Bend Radius	Weight			
Dash Size	inch	mm	mm	bar	psi	bar	psi	mm	g/m	
7703	03	3/16"	4,8	9,7	350	5075	1400	20300	30	133
7704	04	1/4"	6,6	11,8	300	4350	1200	17400	40	170
7705	05	5/16"	8,18	14	240	3480	960	13920	50	221
7706	06	3/8"	9,65	16	225	3263	900	13050	60	260
7708	08	1/2"	12,7	19,2	190	2755	760	11020	75	326
7710	10	5/8"	16	23,3	150	2175	600	8700	110	412
7712	12	3/4"	19	26,5	130	1885	520	7540	150	454
7716	16	1"	25,5	32,5	105	1523	420	6090	185	590

Construction:

Internal core Polyamide (single) - thermoplastic polyester (twin)

Reinforcement One high tensile steel braid.

Cover Polyurethane


Note: Available twin with different hose combination/size, also micro perforated and special colours available on request.

Temperature Range: Continuous: -40°C to +100°C

Temperature not to exceed +70°C for air and water based fluids.



Medium pressure / Thermoplastic hose Hydraulic - Paint Spray



VINCKE TH-88

PAINT-OIL 2W PAINT-OIL 2W										
Code	Nominal \varnothing	Inside \varnothing	Outside \varnothing	Max. Working Pressure	Burst Pressure	Minimum Bend Radius	Weight			
Dash Size	inch	mm	mm	bar	psi	bar	psi	mm	g/m	
8804	04	1/4"	6,6	13,5	450	6525	1800	26100	100	336
8805	05	5/16"	8,18	15,1	400	5800	1600	23200	110	388
8806	06	3/8"	9,65	17	380	5510	1520	22040	127	483
8808	08	1/2"	12,7	22	300	4350	1200	17400	178	605
8810	10	5/8"	16	24,5	210	3045	840	12180	203	803
8812	12	3/4"	19	27,5	160	2320	640	9280	250	922
8816	16	1"	25,5	35	150	2175	600	8700	305	1092

Construction:

Internal core Polyamide single

Reinforcement Two high tensile steel braids.

Temperature not to exceed +70°C for air and water based fluids.


Cover Polyurethane

Temperature Range: Continuous: -40°C to +100°C

Note: Available micro perforated and special colours available on request.



Medium pressure / Thermoplastic hose Hydraulic -NON CONDUCTIVE



VINCKE TH-700

R8 700B										
Code	Nominal \varnothing	Inside \varnothing	Outside \varnothing	Max. Working Pressure	Burst Pressure	Minimum Bend Radius	Weight			
Dash Size	inch	mm	mm	bar	psi	bar	psi	mm	g/m	
7004	04	1/4"	6,6	14,8	700	10150	2800	40600	100	356
7005	06	3/8"	9,65	18,7	700	10150	2800	40600	150	513
7006	08	1/2"	12,7	23,4	550	7975	2200	31900	200	778

Construction:

Internal core thermoplastic polyester

Reinforcement two braids of aramid fiber or One or more braids of aramid fiber with one braid of steel wire.

Cover Polyurethane, orange colour


Temperature Range: Continuous: -40°C to +100°C

Temperature not to exceed +70°C for air and water based fluids.

Note: Available twin with different hose combination/size, also micro perforated and special colours available on request.



Medium pressure / Thermoplastic hose Wash



VINCKE WH-07W

WASH - TH										
Code	Nominal \varnothing	Inside \varnothing	Outside \varnothing	Max. Working Pressure	Burst Pressure	Minimum Bend Radius	Weight			
Dash Size	inch	mm	mm	bar	psi	bar	psi	mm	g/m	
07W04	04	1/4"	6,6	12,8	210	3045	525	7500	40	117
07W06	06	3/8"	8,18	16,3	210	3045	525	7500	75	170
07W08	08	1/2"	12,7	22,4	210	3045	525	7500	100	318
07W10	10	1/2"	16	26,2	210	3045	525	7500	110	430
07W12	12	3/4"	19	29,2	210	3045	525	7500	125	496
07W16	16	1"	25,4	37,3	210	3045	525	7500	160	759

Construction:

Internal core thermoplastic polyester

Reinforcement One or two braids of polyester fiber.


Cover Polyurethane, Blue colour

Temperature Range: Continuous: -40°C to +60°C

Note: Special colours available on request



High Pressure / Thermoplastic hose



VINCKE WH-08W

WASH-TH										
Code	Nominal \varnothing	Inside \varnothing	Outside \varnothing	Max. Working Pressure	Burst Pressure	Minimum Bend Radius	Weight			
Dash Size	inch	mm	mm	bar	psi	bar	psi	mm	g/m	
08W04	04	1/4"	6,6	13	280	4000	840	12000	40	124
08W06	06	3/8"	8,18	17,5	280	4000	840	12000	75	217
08W08	08	1/2"	12,7	22,4	280	4000	690	10000	100	316
08W12	12	3/4"	19	30	250	3600	625	9000	125	521
08W16	16	1"	25,4	38,1	250	3600	625	9000	160	811

Construction:

Internal core thermoplastic polyester

Reinforcement Two or more braids of polyester fiber


Cover Polyurethane, Green colour

Temperature Range: Continuous: -40°C to +60°C

Note: Special colours available on request



High pressure / Micro hose Hydraulic



VINCKETH-007


SAE 100R7 DIN EN ISO 3949										
Code	Nominal \varnothing	Inside \varnothing	Outside \varnothing	Max. Working Pressure	Burst Pressure	Minimum Bend Radius	Weight			
	Dash Size	inch	mm	mm	bar	psi	bar	psi	mm	g/m
00702	02	1/12"	2,1	5	630	9135	1890	27405	20	24

Construction:

Internal core thermoplastic polyester


Reinforcement one braid of aramid fiber

Temperature Range: Continuous: -40°C to +100°C



VINCKE

PTFE hoses



VINCKE



Extra Flexible / Medium Pressure PTFE convoluted

VINCKE CPH-90

PTFE CONVOLUTED										
Code	Nominal \varnothing	Inside \varnothing	Outside \varnothing	Max. Working Pressure	Burst Pressure	Minimum Bend Radius	Weight			
Dash Size	inch	mm	mm	bar	psi	bar	psi	mm	g/m	
9004	04	1/4"	6,6	10,4	175	2538	700	10150	20	149
9005	05	5/16"	8,18	12,4	160	2320	640	9280	20	170
9006	06	3/8"	9,65	13,7	150	2175	600	8700	20	182
9090	08	1/2"	12,83	18,4	135	1957,5	540	7830	25	289
9010	10	5/8"	16	21	100	1450	400	5800	50	349
9012	12	3/4"	19,18	25,9	80	1160	320	4640	65	494
9016	16	1"	25,53	33,8	55	798	220	3190	90	677
9020	20	1" 1/4	31,88	42,7	45	652,5	180	2610	110	891
9024	24	1" 1/2	38,2	48	35	508	140	2030	150	959
9032	32	2"	50,9	61,5	25	362,5	100	1450	200	1309

Construction:

Internal core: Helically convoluted sintered tube of P.T.F.E, raw material: DUPONT.

Reinforcement: Single braid of AISI 304 stainless steel wire, available AISI 316.


Application: PTFE hose has an excellent temperature characteristics, high and low temperature.

This PTFE convoluted are also designed to be used with a range of hydraulic fittings.

Also available conductive hose to dissipate electro-static charges.

Temperature range: Continuous: -54°C to +260°C





Flexible / Medium Pressure PTFE LARGE THICKNESS HOSE

VINCKE PH-08

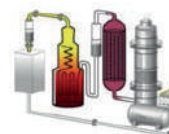
PTFE SAEJ517 SAE100R14										
Code	Nominal \varnothing	Inside \varnothing	Outside \varnothing	Max. Working Pressure	Burst Pressure	Minimum Bend Radius	Weight			
Dash Size	inch	mm	mm	bar	psi	bar	psi	mm	g/m	
0802	03	1/8"	3,35	6,4	225	3263	900	13050	40	65
0803	04	3/16"	4,83	7,6	210	3045	840	12180	50	84
0804	05	1/4"	6,5	9,7	210	3045	840	12180	75	121
0805	06	5/16"	8	11,2	175	2537,5	700	10150	100	163
0806	07	3/8"	9,65	12,6	165	2393	660	9570	125	170
0808	10	1/2"	12,83	16,5	120	1740	480	6960	165	234
0810	12	5/8"	16	19,8	88	1276	352	5104	200	318
0812	16	3/4"	19,2	22,9	75	1087,5	300	4350	230	395
0816	18	1"	25,5	29,5	62	899	248	3596	300	528

Construction:

Internal core: tube of P.T.F.E, raw material: DUPONT

Reinforcement: Single braid of AISI 304 stainless steel wire, available AISI 316 - Double braided available for higher performance.

Temperature range: Continuous: -54°C to +260°C




VINCKE

Stainless steel hoses



Flexible / Medium Pressure CORRUGATED METAL HOSE SINGLE BRAID



VINCKE AI-01

EN ISO 10380											
Code	Nominal \varnothing	Inside \varnothing	Outside \varnothing	Max. Working Pressure	Burst Pressure	Static Bend Radius	Static Bend Radius	Weight			
Dash Size	inch	mm	mm	bar	psi	bar	psi	mm	mm	g/m	
I0104	04	1/4"	6,3	9,6	120	1740	480	6960	25	110	0,15
I0105	05	5/16"	8,5	12,1	112	1624	448	6496	32	130	0,18
I0106	06	3/8"	10	14,4	97	1406,5	388	5626	38	150	0,22
I0108	08	1/2"	12,1	16,7	75	1087,5	300	4350	45	165	0,24
I0110	10	5/8"	16,6	21,9	60	870	240	3480	58	195	0,38
I0112	12	3/4"	20,2	26,7	62	899	248	3596	70	225	0,5
I0116	16	1"	25,3	32,3	50	725	200	2900	85	260	0,59
I0120	20	1 1/4"	33,6	41,2	46	667	184	2668	105	300	1,04
I0124	24	1 1/2"	40	49,5	42	609	168	2436	130	340	1,23
I0132	32	2"	50,4	60,7	32	464	128	1856	160	390	1,43
I0140	40	2 1/2"	62,8	76,3	30	435	120	1740	200	460	2,2
I0148	48	3"	79,8	96,5	18	261	72	1044	240	660	2,33
I0164	64	4"	99,8	116,2	16	232	64	928	290	750	2,89

Construction:

Annular corrugated flexible metal hoses can be produced from longitudinally welded tubes corrugated mechanically with or with out braiding.


Internal core: Stainless steel AISI316L

Reinforcement: Single braid of AISI 304 stainless steel wire, available AISI 316

Temperature range: Continuous -200° a +800°



Flexible / Medium Pressure CORRUGATED METAL HOSE DOUBLE BRAID



VINCKE AI-02

EN ISO 10380											
Code	Nominal \varnothing	Inside \varnothing	Outside \varnothing	Max. Working Pressure	Burst Pressure	Static Bend Radius	Static Bend Radius	Weight			
Dash Size	inch	mm	mm	bar	psi	bar	psi	mm	mm	g/m	
I0204	04	1/4"	6,3	10,8	180	2610	720	10440	25	110	0,22
I0205	05	5/16"	8,5	13,6	168	2436	672	9744	32	130	0,27
I0206	06	3/8"	10	15,7	145,5	2109,75	582	8439	38	150	0,34
I0208	08	1/2"	12,1	18,2	112,5	1631,25	450	6525	45	165	0,38
I0210	10	5/8"	16,6	23,5	90	1305	360	5220	58	195	0,57
I0212	12	3/4"	20,2	28,2	93	1348,5	375	5394	70	225	0,75
I0216	16	1"	25,3	33,8	75	1087,5	300	4350	85	260	0,85
I0220	20	1 1/4"	33,6	43	69	1000,5	276	4002	105	300	1,55
I0224	24	1 1/2"	40	51,3	63	913,5	252	3654	130	340	1,81
I0232	32	2"	50,4	62,6	48	696	192	2784	160	390	2,06
I0240	40	2 1/2"	62,8	78,9	45	652,5	180	2610	200	460	3,19
I0248	48	3"	79,9	98,5	27	391,5	108	1566	240	660	3,51
I0264	64	4"	99,8	119	24	348	96	1392	290	750	4,36

Construction:

Annular corrugated flexible metal hoses can be produced from longitudinally welded tubes corrugated mechanically with or with out braiding.

Internal core: Stainless steel AISI316L

Reinforcement: Single braid of AISI 304 stainless steel wire, available AISI 316

Temperature range: Continuous -200° a +800°



Flexible / Medium Pressure TEMPERATURE CORRECTION FACTOR (f)

TEMP. RANGE (°C)	SS 316L
(-200 to -20)	1
20	1
50	0,88
100	0,74
150	0,67
200	0,62
250	0,58
300	0,54
350	0,52
400	0,5
450	0,48
500	0,47
550	0,47
600	-
650	-

STAINLEES STEEL HOSE TEMPERATURE CORRECTION FACTORS

Where hoses are required to operate at temperatures above 20C° a correction factor must be multiplied by the indicated working pressure given for the selected hose.

The factors for stainless steel flexible hoses are given in the table below and the following example shows how calculations are made for hoses required to operate at elevated temperatures.

Example Ø 50 bore stainless steel hose is required to transfer fluid at a working pressure of 14 bar and temperature of 300 °C.

The maximum working pressure at 20 C° for single barid is of 32 bar.

The chart indicates a Maximum Working pressure of 300 C° = $32 \times 0.54 = 17.28$ bar. The hose selected is therefore suitable for this application.

STEEL FITTINGS


The connectors of carbon steel should not be used under – 20 °C or over 400 °C.



VINCKE





Protection






Flexible / Medium Pressure PAD SPIRAL GUARD

VINCKE FL

Safe Spiral					Box
Code	Inside \varnothing	Outside \varnothing	Thickness	Burst Pressure	m
	mm	mm	mm	mm	mm
FL013	13	16	1,6	12	20
FL017	17	20	1,9	16	20
FL021	21	25	2,9	20	20
FL027	27	32	2,3	22	20
FL035	35	40	2,7	24	20
FL045	45	50	3	30	20
FL058	58	63	3,5	37	20
FL069	69	75	3,8	42	20
FL080	82	90	5	45	20






Construction:
 Material High Density Polyethylene
 Available different colours on request
 UV resistance.
 High abrasion resistance
 Colour: Black
 Working temperature -40°C to 90 °C



Flexible / Medium Pressure Hose Protective Sleeve



VINCKE PT

Protective Sleeve	 Inside \varnothing	 Thickness	 Flat Width	Box
Code	mm	mm	(+/-1 mm)	m
PT17	17	0,8	30	50
PT20	20	0,8	36	50
PT23	23	0,8	40	50
PT25	25	0,8	43	50
PT27	27	0,8	45	50
PT31	31	0,8	52	50
PT33	33	0,8	55	50
PT36	36	0,8	60	50
PT40	40	0,8	66	50
PT44	44	0,8	74	50
PT47	47	0,8	77	50
PT53	53	0,8	86	50
PT55	55	0,8	90	50
PT60	60	0,8	98	50
PT66	66	0,8	106	50
PT73	73	0,8	118	50
PT78	78	0,8	126	50
PT85	85	0,8	136	50
PT93	93	0,8	150	50
PH112	112	0,8	178	50



**Description:**

Protective Sleeves are made of a high-performance nylon yarn to prevent abrasion and injuries.

The special weave gives an exceptionally smooth inner wall, in which the hydraulic hose can move freely to prevent wear.

Protective Sleeves are ideal for protecting people, the environment and the machine against possible leaks.

Material:


For Nylon – PH369N, ç

Colour: Black

Approval: RoHS, MSHA

Work Temperature: -50°C +125°C

VINCKE HYDRAULICS



www.vincke-hydraulics.com

VINCKE

Your Hydraulic Brand

